

SMD Power Inductor CDEP134C



Description

- Ferrite core construction.
- Magnetically shielded.
- L × W × H: 13.9 × 13.9 × 4.9 mm Max.
- Product weight: 2.6g(Ref.)
- Moisture Sensitivity Level: 1
- RoHS compliance.

Environmental Data

- Operating temperature range: -40°C~+125°C (including coil's self temperature rise)
- Storage temperature range: -40°C~+125°C
- Solder reflow temperature: 260 °C peak.

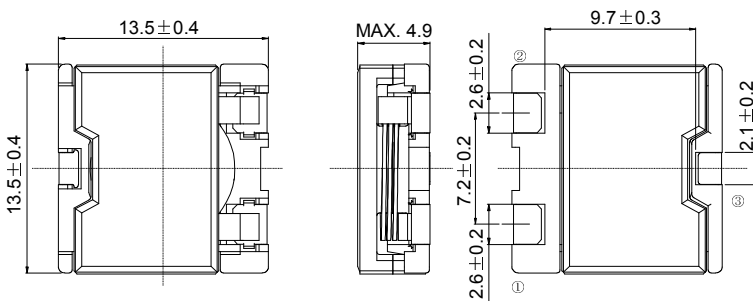
Packaging

- Carrier tape and reel packaging
- 11.8" diameter reel
- 500pcs per reel

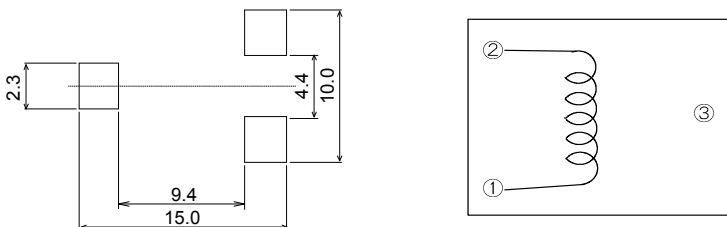
Applications

- Ideally used in Notebook PC CPU power supply.


Dimension - [mm]



Land pattern and Schematics - [mm]



SMD Power Inductor CDEP134C



Electrical Characteristics

Electrical Characteristics- standard type

PART NO.	STAMP	INDUCTANCE [WITHIN] ※1	D.C.R. (mΩ) [MAX.] (Typ.) (at 20°C)	SATURATION CURRENT (A) ※2		TEMPERATURE RISE CURRENT (A) ※3 ΔT=40°C
				(at 20°C)	(at100°C)	
CDEP134CNP-0R4NC-100	0R4N	0.4 μ H ±30 %	1.9(1.6)	32.0	27.0	18.5
CDEP134CNP-0R9MC-100	0R9M	0.9 μ H±20 %	2.5(2.1)	21.6	18.4	17.0
CDEP134CNP-1R6MC-100	1R6M	1.6 μ H±20 %	3.7(3.1)	16.0	13.8	15.0
CDEP134CNP-2R5MC-100	2R5M	2.5 μ H±20 %	6.6(5.5)	12.8	11.0	10.5
CDEP134CNP-3R6MC-100	3R6M	3.6 μ H±20 %	10.8(9.0)	10.9	9.1	8.0
CDEP134CNP-4R8MC-100	4R8M	4.8 μ H±20 %	12.0(10.0)	9.3	8.0	7.5
CDEP134CNP-6R4MC-100	6R4M	6.4 μ H±20 %	16.3(13.6)	8.0	6.8	7.0
CDEP134CNP-8R0MC-100	8R0M	8.0 μ H±20 %	18.4(15.3)	7.2	6.1	6.5

Electrical Characteristics- high power type


PART NO.	STAMP	INDUCTANCE [WITHIN] ※1	D.C.R. (mΩ) [MAX.] (Typ.) (at 20°C)	SATURATION CURRENT (A) ※2		TEMPERATURE RISE CURRENT (A) ※3 ΔT=40°C
				(at 20°C)	(at100°C)	
CDEP134CNP-0R3NC-75	0R3NH	0.3 μ H ±30 %	1.9(1.6)	35.0	32.0	18.5
CDEP134CNP-0R6NC-75	0R6NH	0.66 μ H ±30 %	2.5(2.1)	29.6	24.0	17.0
CDEP134CNP-1R2MC-75	1R2MH	1.2 μ H ±20 %	3.7(3.1)	21.0	17.6	15.0
CDEP134CNP-1R8MC-75	1R8MH	1.8 μ H ±20 %	6.6(5.5)	17.6	14.4	10.5
CDEP134CNP-2R7MC-75	2R7MH	2.7 μ H ±20 %	10.8(9.0)	14.7	12.0	8.0
CDEP134CNP-3R6MC-75	3R6MH	3.6 μ H ±20 %	12.0(10.0)	12.5	10.2	7.5
CDEP134CNP-4R8MC-75	4R8MH	4.8 μ H ±20 %	16.3(13.6)	11.0	9.0	7.0
CDEP134CNP-6R0MC-75	6R0MH	6.0 μ H ±20 %	18.4(15.3)	9.6	8.0	6.5

※1. Measuring condition: at 100kHz.

※2. Saturation current: The value of D.C. current when the inductance decreases to 65% (while the inductance tolerance is ±30%) or 75% (while the inductance tolerance is ±20%) of its nominal.

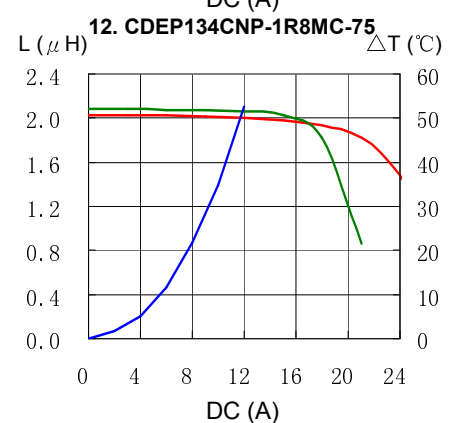
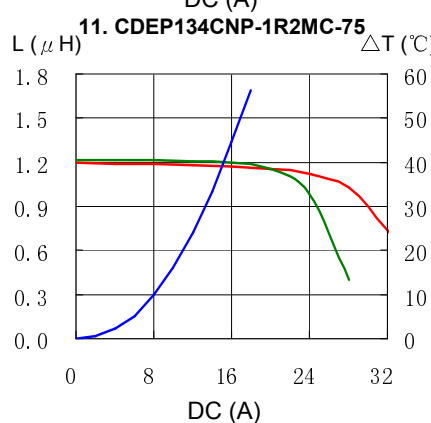
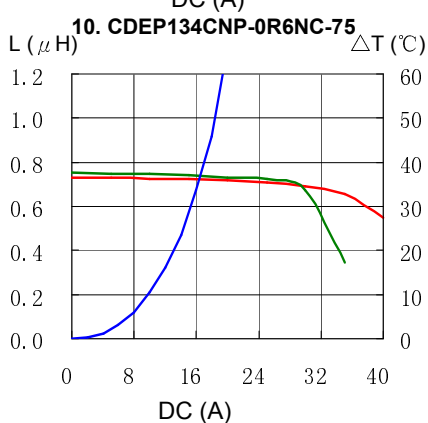
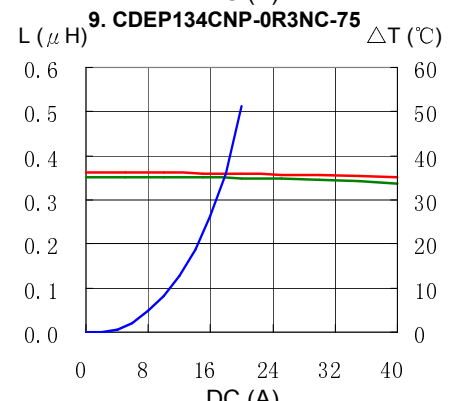
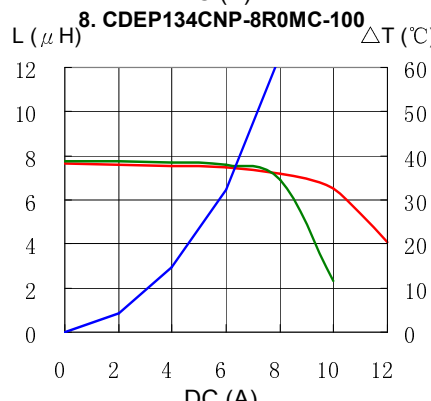
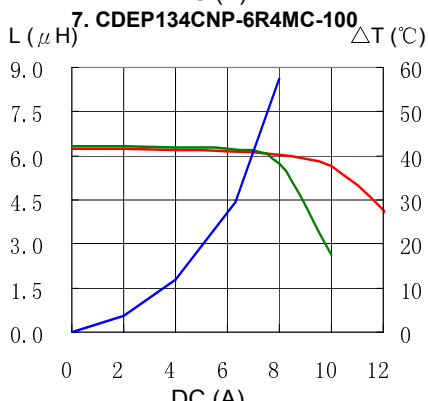
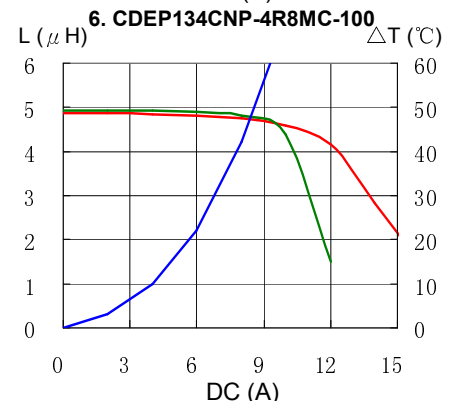
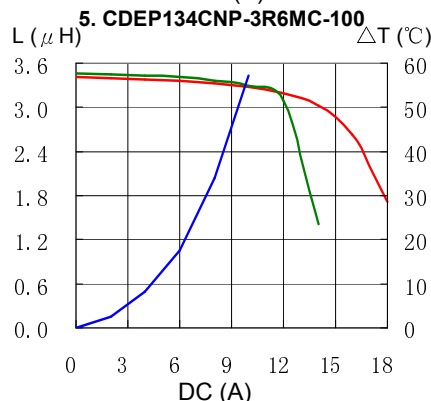
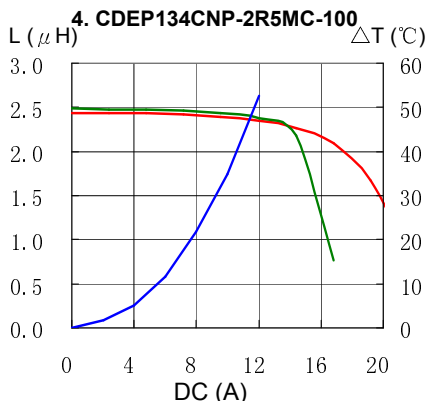
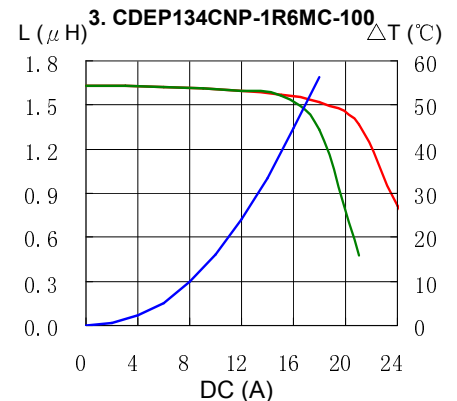
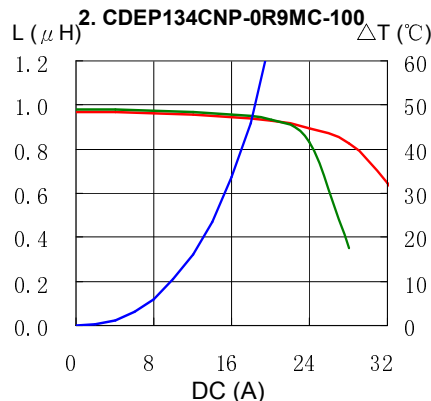
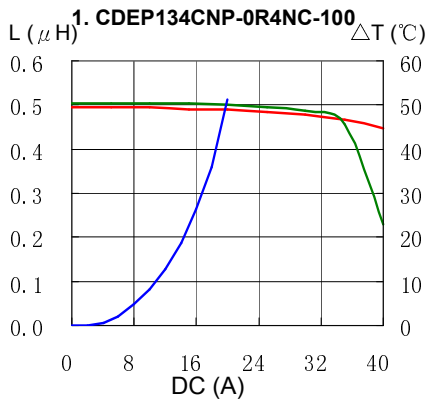
※3. Temperature rise current: The value of D.C. current when the temperature rise is Δt=40°C (Ta=20°C).

SMD Power Inductor CDEP134C



Saturation Current & Temperature Rise Graph

— L (20°C) — L (100°C) — ΔT

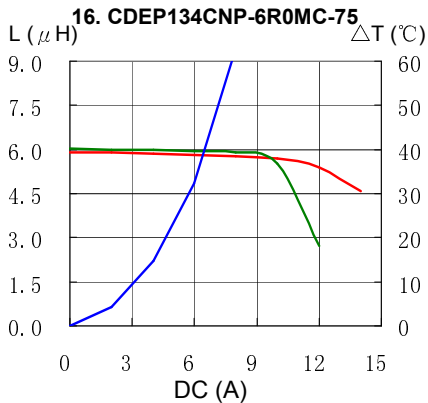
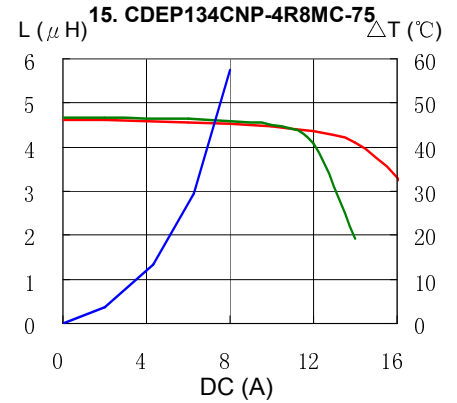
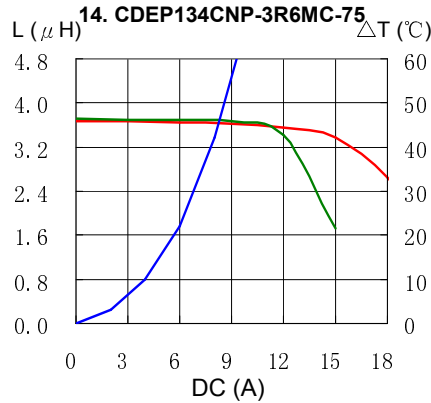
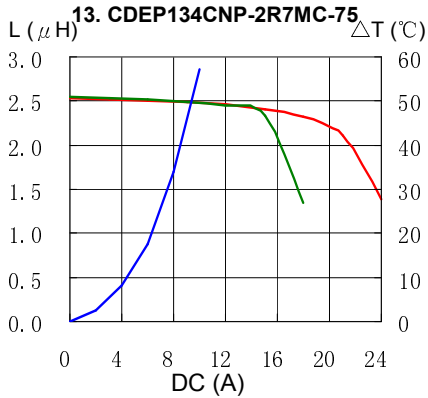


SMD Power Inductor CDEP134C

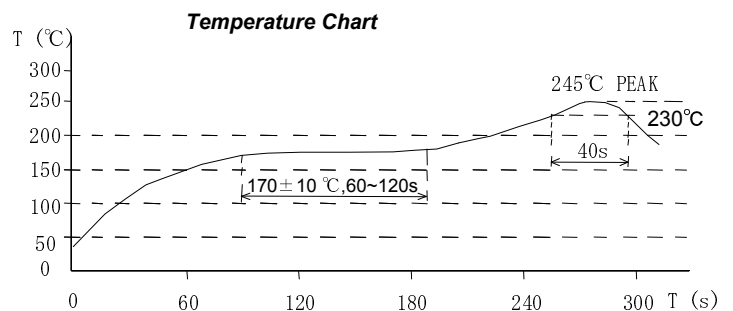
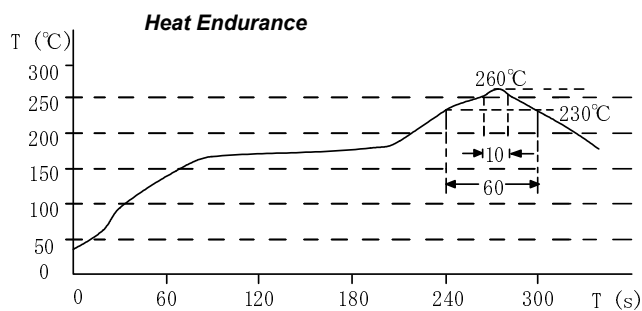


Saturation Current & Temperature Rise Graph

— L (20°C) — L (100°C) — ΔT



Solder Reflow Condition



Please refer to the sales offices on our website - <http://www.sumida.com>

Hong Kong
Tel.+852-2880-6688
FAX.+852-2565-9600
sales@hk.sumida.com
Tokyo
Tel.+81-3-5202-7112
FAX.+81-3-5202-7105
sales@jp.sumida.com
Chicago
Tel.+1-847-545-6700
FAX. +1-847-545-6720
sales@us.sumida.com

Shanghai
Tel.+86-021-5836-3299
FAX.+86-021-5836-3266
shanghai.sales@cn.sumida.com
Seoul
Tel.+82-2-6237-0777
FAX.+82-2-6237-0778
sales@kr.sumida.com
Oberzell
Tel.+49-8591-937-0
FAX. +49-8591-937-103
contact@sumida-eu.com

Shenzhen
Tel.+86-755-8291-0228
FAX.+86-755-8291-0338
shenzhen.sales@cn.sumida.com
Singapore
Tel.+65-6296-3388
FAX.+65-6296-3390
sales@sg.sumida.com
Neumarkt
Tel.+49-9181-4509-110
FAX. +49-9181-4509-310
infocomp@eu.sumida.com

Taipei
Tel.+886-2-8751-2737
FAX.+886-2-8751-2738
sales@tw.sumida.com
San Jose
Tel.+1-408-321-9660
FAX.+1-408-321-9308
sales@us.sumida.com