

SMD Power Inductor CDRH169R



Description

- Ferrite drum core construction
- Magnetically shielded
- L × W × H: 16.5 × 16.5 × 10.0 mm Max.
- Product weight: 8.2g(Ref.)
- Moisture Sensitivity Level: 1
- RoHS compliance.

Environmental Data

- Operating temperature range: -40°C~+105°C (including coil's self temperature rise)
- Storage temperature range: -40°C~+105°C
- Solder reflow temperature: 260 °C peak.

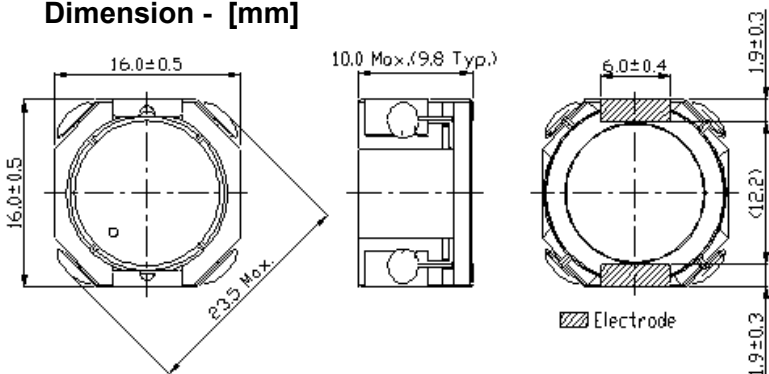
Packaging

- Carrier tape and reel packaging
- 13.0" diameter reel
- 200pcs per reel

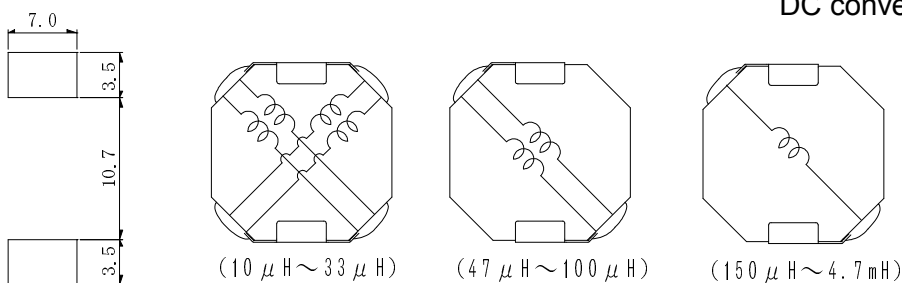
Applications

- Ideally used in Game machine, Notebook PC, LCD TV, DVD, STB, Projector etc as DC-DC converter inductors.

Dimension - [mm]



Land pattern and Schematics - [mm]



SMD Power Inductor CDRH169R



Electrical Characteristics

Part No.	Stamp	Inductance(μ H) [within] ※1	D.C.R. (Ω) Max. (Typ.) (at 20°C)	Saturation Current (A) ※2		Temperature Rise Current (A) ※3
				at 20°C	at 105°C	
CDRH169RNP-100MC	100	10 \pm 20%	7.8m(6.3m)	11.5	7.7	8.6
CDRH169RNP-150MC	150	15 \pm 20%	12.5m(10m)	9.6	6.4	7.0
CDRH169RNP-220MC	220	22 \pm 20%	18m(15m)	8.1	5.6	5.7
CDRH169RNP-330MC	330	33 \pm 20%	27m(22m)	6.7	4.2	4.8
CDRH169RNP-470MC	470	47 \pm 20%	35m(28m)	5.3	3.4	4.2
CDRH169RNP-680MC	680	68 \pm 20%	51m(41m)	4.4	2.9	3.3
CDRH169RNP-101MC	101	100 \pm 20%	77m(62m)	3.7	2.4	2.7
CDRH169RNP-151MC	151	150 \pm 20%	121m(97m)	3.2	2.2	2.2
CDRH169RNP-221MC	221	220 \pm 20%	181m(145m)	2.6	1.8	1.8
CDRH169RNP-331MC	331	330 \pm 20%	281m(225m)	2.1	1.4	1.5
CDRH169RNP-471MC	471	470 \pm 20%	392m(314m)	1.8	1.2	1.1
CDRH169RNP-681MC	681	680 \pm 20%	518m(414m)	1.5	1.0	0.92
CDRH169RNP-102MC	102	1000 \pm 20%	0.79(0.63)	1.2	0.79	0.82
CDRH169RNP-152MC	152	1500 \pm 20%	1.10(0.88)	0.95	0.65	0.70
CDRH169RNP-222MC	222	2200 \pm 20%	1.53(1.22)	0.79	0.54	0.58
CDRH169RNP-332MC	332	3300 \pm 20%	2.18(1.74)	0.66	0.44	0.48
CDRH169RNP-472MC	472	4700 \pm 20%	3.17(2.53)	0.54	0.36	0.40

※1 Measuring condition: at 100kHz .

※2 Saturation current: The value of DC current when the inductance decreases to 65% of its nominal.

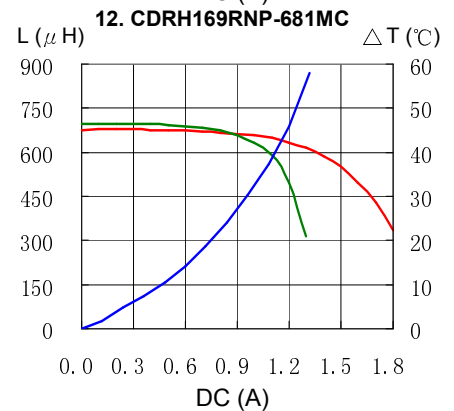
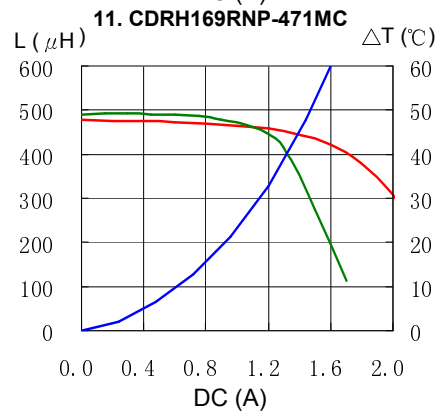
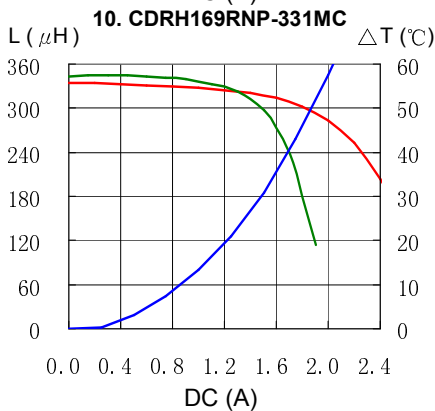
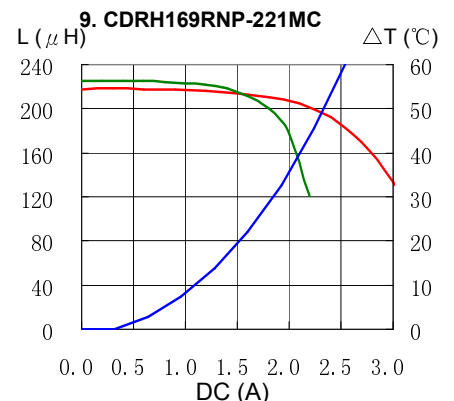
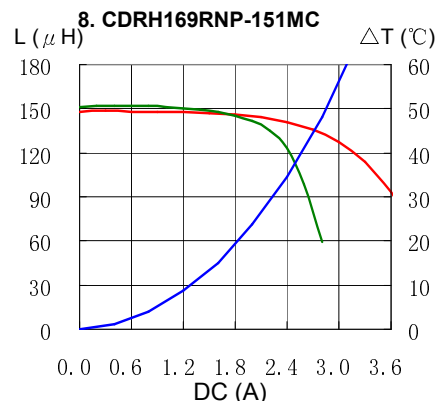
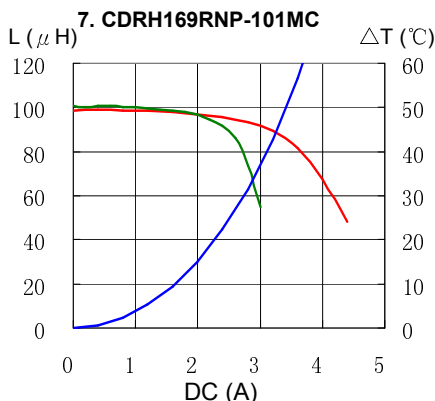
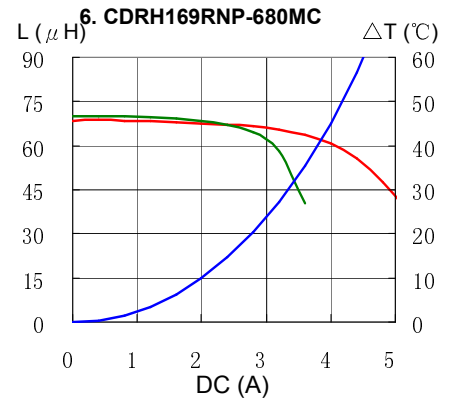
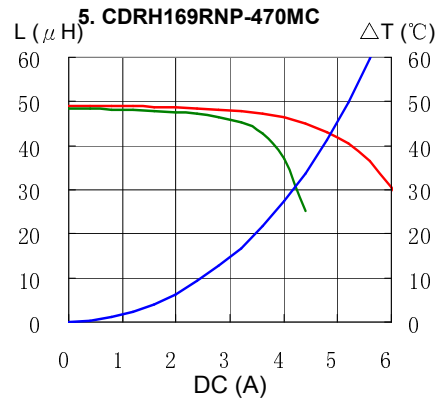
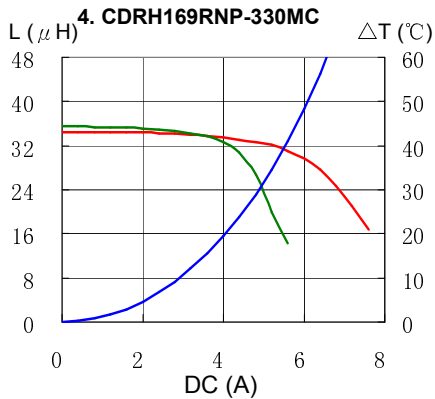
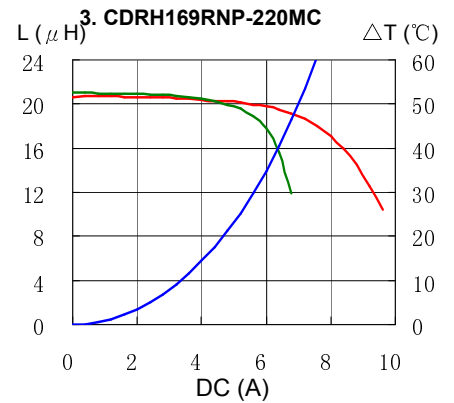
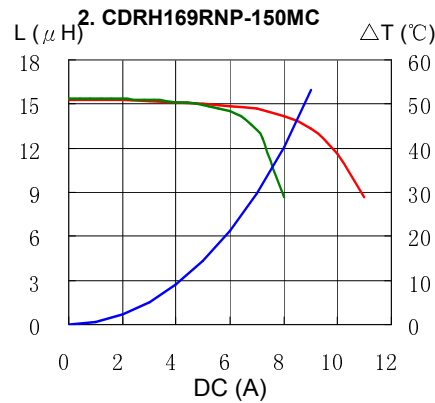
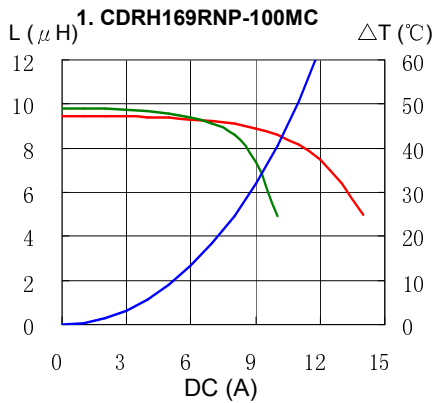
※3 Temperature rise current: The value of DC current when the temperature rise is $\Delta T=40^{\circ}\text{C}$ ($T_a=20^{\circ}\text{C}$).

SMD Power Inductor CDRH169R



Saturation Current & Temperature Rise Graph

— L (20°C) — L (105°C) — ΔT



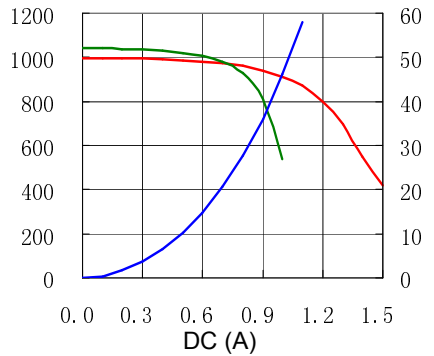
SMD Power Inductor CDRH169R



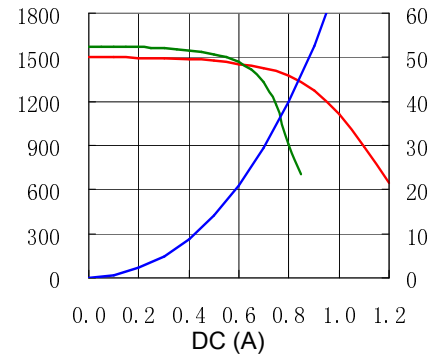
Saturation Current & Temperature Rise Graph

— L (20°C) — L (105°C) — ΔT

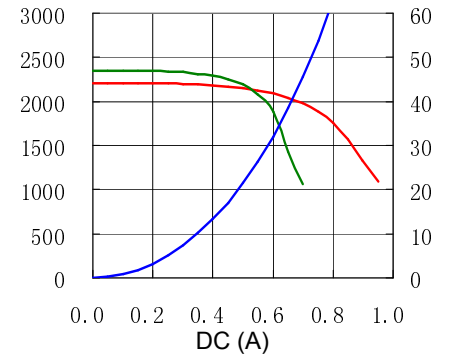
13. CDRH169RNP-102MC



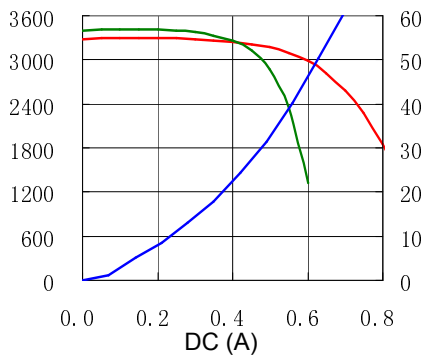
14. CDRH169RNP-152MC



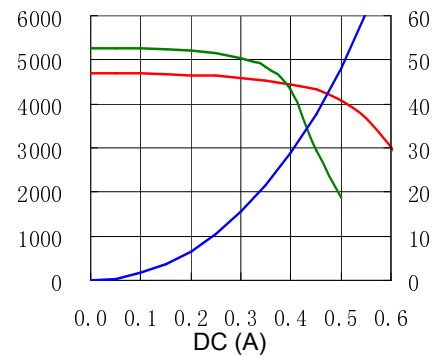
15. CDRH169RNP-222MC



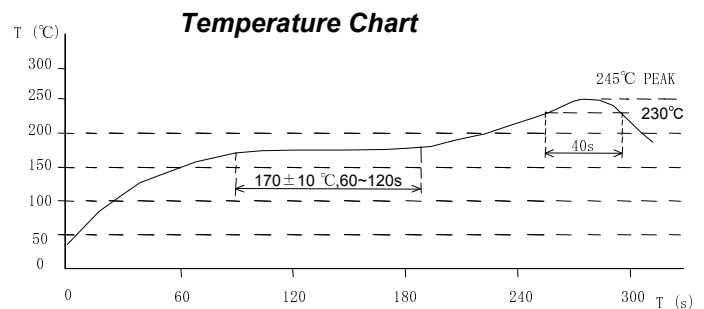
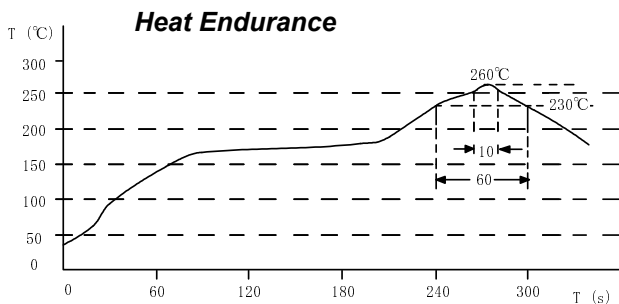
16. CDRH169RNP-332MC



17. CDRH169RNP-472MC



Solder Reflow Condition



Please refer to the sales offices on our website - <http://www.sumida.com>

Hong Kong
Tel.+852-2880-6688
FAX.+852-2565-9600
sales@hk.sumida.com

Tokyo
Tel.+81-3-5202-7112
FAX.+81-3-5202-7105
sales@jp.sumida.com

Chicago
Tel.+1-847-545-6700
FAX. +1-847-545-6720
sales@us.sumida.com

Shanghai
Tel.+86-021-5836-3299
FAX.+86-021-5836-3266
shanghai.sales@cn.sumida.com

Seoul
Tel.+82-2-6237-0777
FAX.+82-2-6237-0778
sales@kr.sumida.com

Oberzell
Tel.+49-8591-937-0
FAX. +49-8591-937-103
contact@sumida-eu.com

Shenzhen
Tel.+86-755-8291-0228
FAX.+86-755-8291-0338
shenzhen.sales@cn.sumida.com

Singapore
Tel.+65-6296-3388
FAX.+65-6296-3390
sales@sg.sumida.com

Neumarkt
Tel.+49-9181-4509-110
FAX. +49-9181-4509-310
infocomp@eu.sumida.com

Taipei
Tel.+886-2-8751-2737
FAX.+886-2-8751-2738
sales@tw.sumida.com

San Jose
Tel.+1-408-321-9660
FAX.+1-408-321-9308
sales@us.sumida.com