


SMD Power Inductor CDRH2D11B



Halogen Free



Description

- Ferrite drum core construction.
- Magnetically shielded.
- L × W × H: 3.2 × 3.2 × 1.2 mm Max.
- Product weight: 36mg(Ref.)
- Moisture Sensitivity Level: 1
- RoHS compliance.
- Halogen Free available.

Environmental Data

- Operating temperature range: -40°C~+105°C (including coil's self temperature rise)
- Storage temperature range: -40°C~+105°C
- Solder reflow temperature: 260 °C peak.

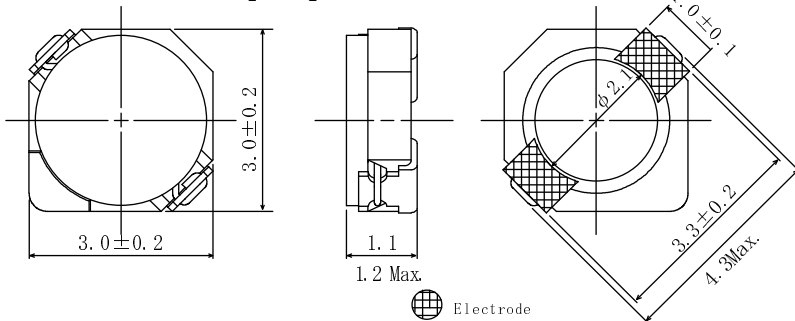
Packaging

- Carrier tape and reel packaging
- 7.0" diameter reel
- 1500pcs per reel

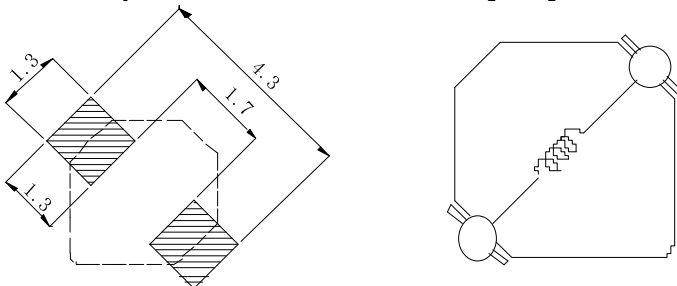
Applications

- Ideally used in Mobilephone, PDA, MP3, DSC/DVC, etc. as DC-DC converter inductors.

Dimension - [mm]



Land pattern and Schematics - [mm]



SMD Power Inductor CDRH2D11B



Electrical Characteristics

Part Name	Stamp	Inductance (μ H) [within] ※1	D.C.R. (m Ω) Max. (Typ.) (at 20°C)	Saturation Current (A) ※2		Temperature Rise Current (A) ※3
				at 20°C	at 100°C	
CDRH2D11BNP-1R0NC	A	1.0 \pm 25%	62.6(50.1)	1.50	1.25	1.70
CDRH2D11BNP-1R5NC	B	1.5 \pm 25%	84.3(67.4)	1.25	1.05	1.45
CDRH2D11BNP-2R2NC	C	2.2 \pm 25%	95.5(76.4)	1.10	0.9	1.40
CDRH2D11BNP-2R7NC	D	2.7 \pm 25%	120(95.6)	0.92	0.75	1.20
CDRH2D11BNP-3R3NC	E	3.3 \pm 25%	154(123)	0.88	0.70	1.00
CDRH2D11BNP-4R7NC	F	4.7 \pm 25%	248(198)	0.70	0.56	0.80
CDRH2D11BNP-5R6NC	G	5.6 \pm 25%	264(211)	0.65	0.54	0.75
CDRH2D11BNP-6R8NC	H	6.8 \pm 25%	284(227)	0.60	0.50	0.72
CDRH2D11BNP-8R2NC	I	8.2 \pm 25%	376(301)	0.52	0.44	0.60
CDRH2D11BNP-100NC	J	10.0 \pm 25%	428(342)	0.48	0.40	0.58
CDRH2D11BNP-150NC	K	15.0 \pm 25%	663(530)	0.40	0.33	0.46
CDRH2D11BNP-180NC	L	18.0 \pm 25%	730(584)	0.36	0.30	0.43
CDRH2D11BNP-220NC	M	22.0 \pm 25%	801(641)	0.35	0.26	0.42

※1. Inductance measuring condition: at 100kHz.

※2. Saturation current: The value of D.C. current when the inductance decreases to 65% of its nominal value.

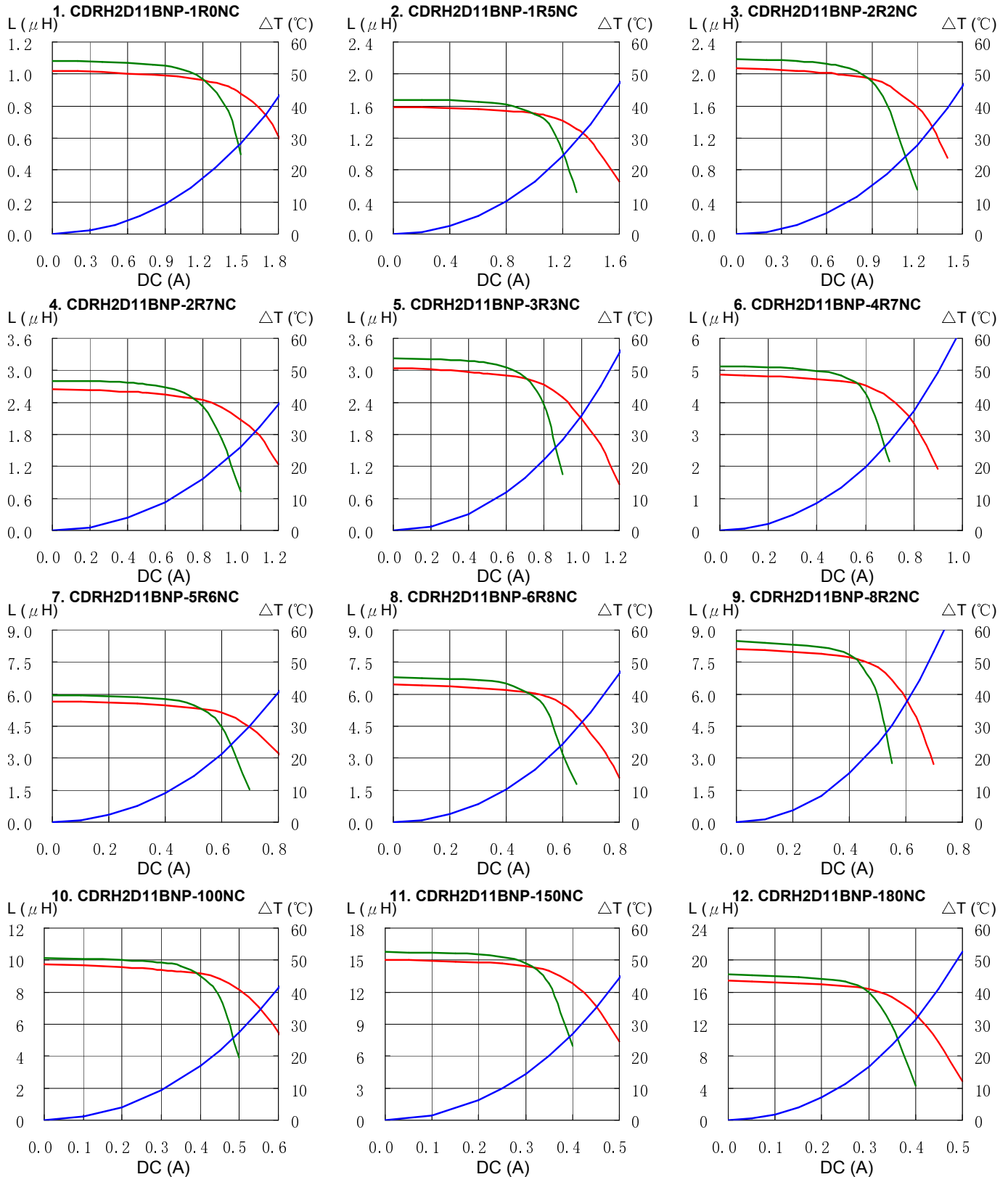
※3. Temperature rise current: The value of D.C. current when the temperature rise is $\Delta t=40^{\circ}\text{C}$ ($T_a=20^{\circ}\text{C}$).

SMD Power Inductor CDRH2D11B



Saturation Current & Temperature Rise Graph

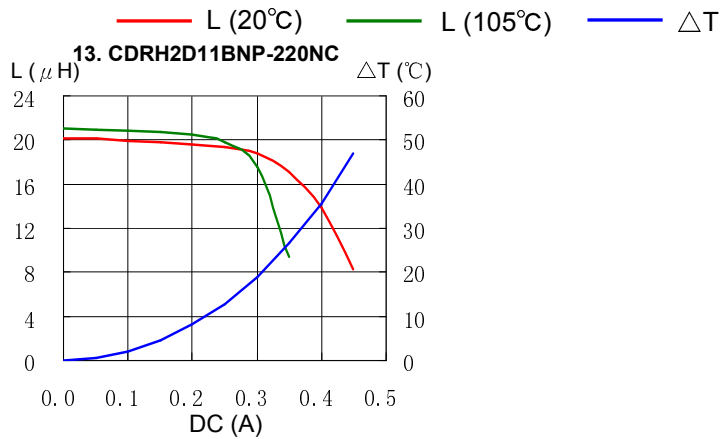
— L (20°C) — L (105°C) — ΔT



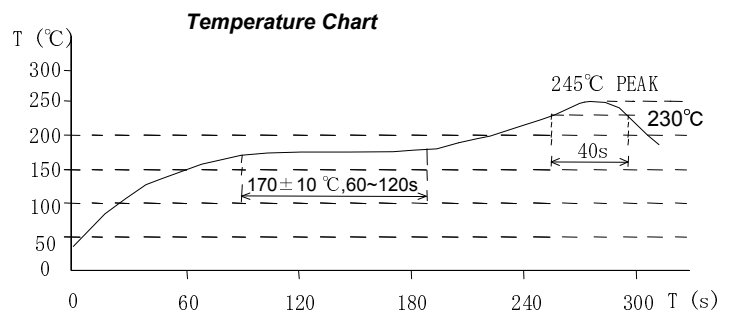
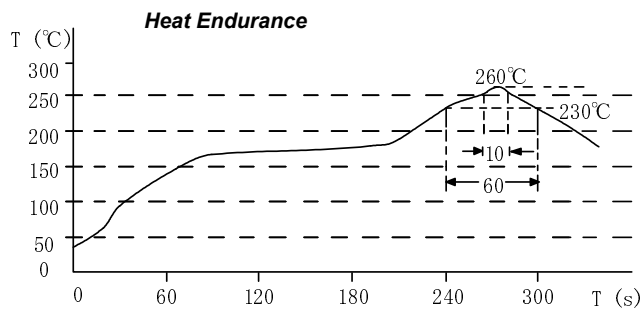
SMD Power Inductor CDRH2D11B



Saturation Current & Temperature Rise Graph



Solder Reflow Condition



Please refer to the sales offices on our website - <http://www.sumida.com>

Hong Kong

Tel.+852-2880-6688
FAX.+852-2565-9600
sales@hk.sumida.com

Tokyo

Tel.+81-3-5202-7112
FAX.+81-3-5202-7105
sales@jp.sumida.com

Chicago

Tel.+1-847-545-6700
FAX. +1-847-545-6720
sales@us.sumida.com

Shanghai

Tel.+86-021-5836-3299
FAX.+86-021-5836-3266
shanghai.sales@cn.sumida.com

Seoul

Tel.+82-2-6237-0777
FAX.+82-2-6237-0778
sales@kr.sumida.com

Oberzell

Tel.+49-8591-937-0
FAX. +49-8591-937-103
contact@sumida-eu.com

Shenzhen

Tel.+86-755-8291-0228
FAX.+86-755-8291-0338
shenzhen.sales@cn.sumida.com

Singapore

Tel.+65-6296-3388
FAX.+65-6296-3390
sales@sg.sumida.com

Neumarkt

Tel.+49-9181-4509-110
FAX. +49-9181-4509-310
infocomp@eu.sumida.com

Taipei

Tel.+886-2-8751-2737
FAX.+886-2-8751-2738
sales@tw.sumida.com

San Jose

Tel.+1-408-321-9660
FAX.+1-408-321-9308
sales@us.sumida.com