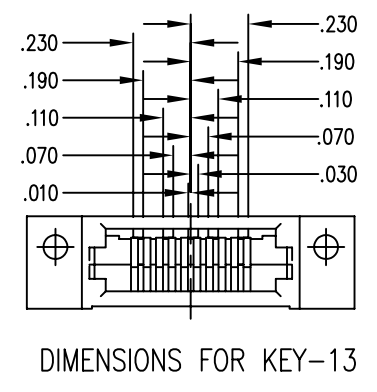
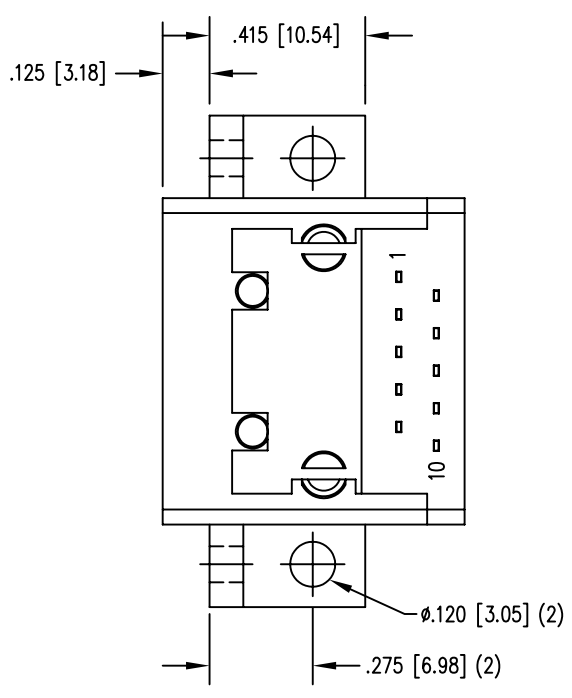
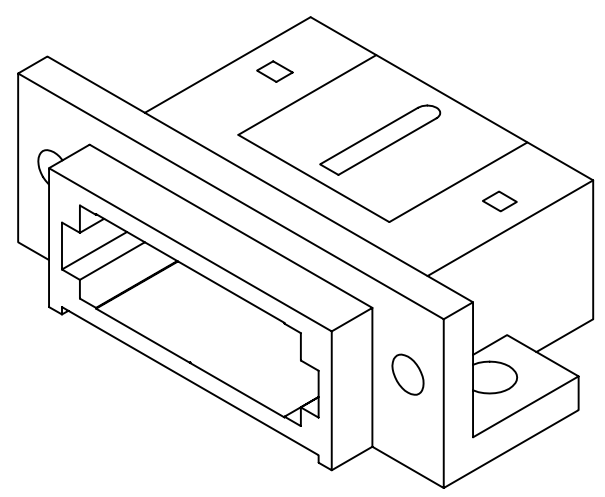
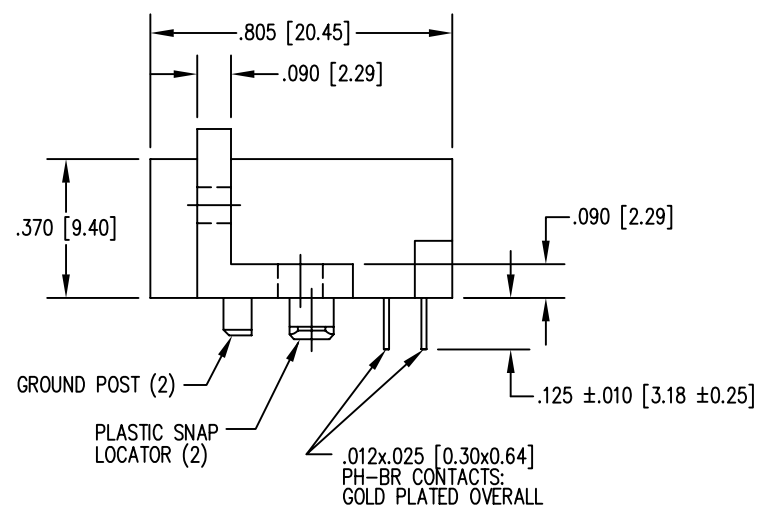
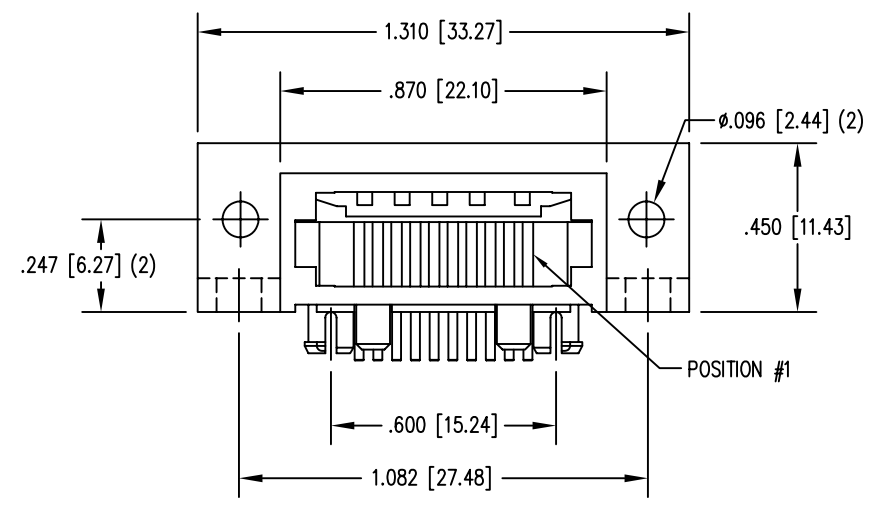
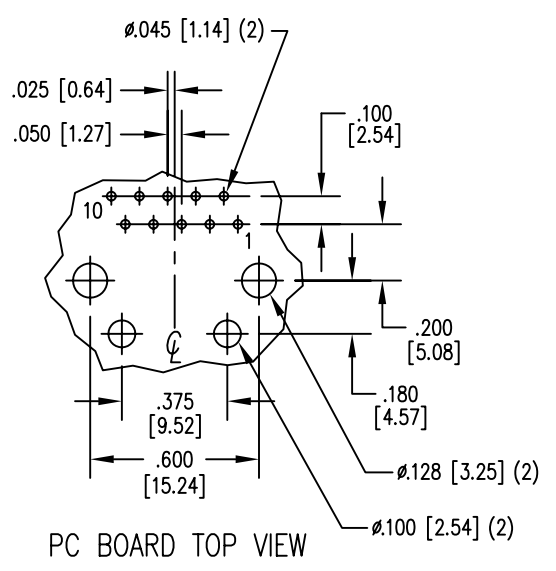


DATE	REV	ECN	APP'D. BY
1/25/06	A4	7453	JM
4/11/06	A5	7579	TRM



- NOTES:
- CONNECTOR MATERIALS:  
HOUSING: THERMOPLASTIC UL94 V-0  
SHIELD: DIE CAST ALLOY  
CONTACTS: COPPER ALLOY  
SHIELD PLATING: TIN  
CONTACT PLATING: SELECTIVE GOLD IN CONTACT AREA  
SEE CHART FOR PART NUMBER
  - FOR PRODUCT SPECIFICATIONS SEE PR026-01.
  - TOLERANCES ARE ±006 [0.15] UNLESS OTHERWISE NOTED .



30 MICRO-INCHES [0.76um]	SS-611010TLF-P-13-4/6
CONTACT PLATING IN MATING AREA	PART NUMBER

THIRD ANGLE PROJECTION	
DO NOT SCALE DRAWING DRAWING IS SUBJECT TO CHANGE WITHOUT NOTICE	
DIMENSIONS: INCHES [METRIC]	
UNLESS OTHERWISE SPECIFIED TOLERANCES ARE ±.005 [0.13] ANGLES ARE ± 1°	
SHEET NO. 1 OF 1	



## Bel Stewart Connector

11118 Susquehanna Trail South  
Glen Rock, PA 17327-9199  
(717) 235-7512 Fax: (717) 235-7954 <http://www.stewartconnector.com>

**TITLE:** 10X10 COMPU-SHIELD JACK FINAL ASSY, FLANGED, KEYED  
#4-40 TAP ON Ø.096 HOLES AND #6-32 ON Ø.120 HOLES.

DRN BY: B.K.	DATE: 12-15-94
APPD BY: J.W.	DATE: 2-14-95
DWG NO. CT610022	REV. A5

THIS DRAWING AND THE SUBJECT MATTER SHOWN THEREON ARE CONFIDENTIAL AND THE PROPRIETARY PROPERTY OF BEL STEWART CONNECTOR AND SHALL NOT BE REPRODUCED, COPIED, OR USED IN ANY MANNER WITHOUT PRIOR WRITTEN CONSENT OF BEL STEWART CONNECTOR. THE SUBJECT MATTER MAY BE PATENTED OR A PATENT MAY BE PENDING.

B

B

A

A

REV. 6/3/05