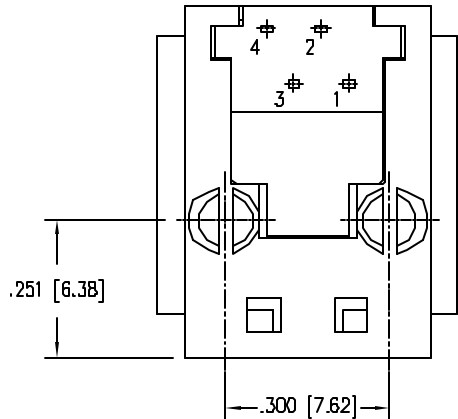
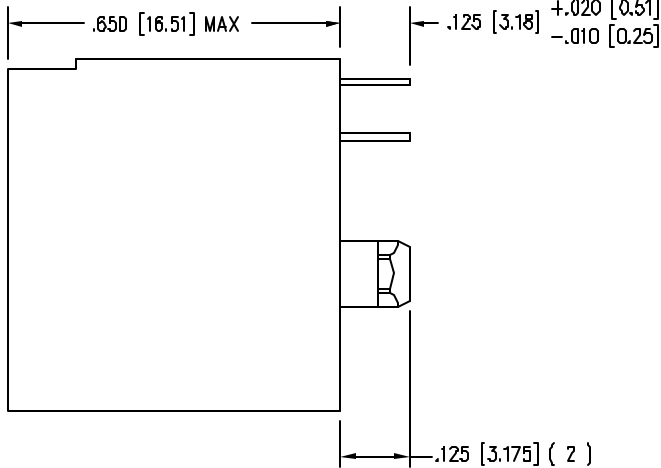
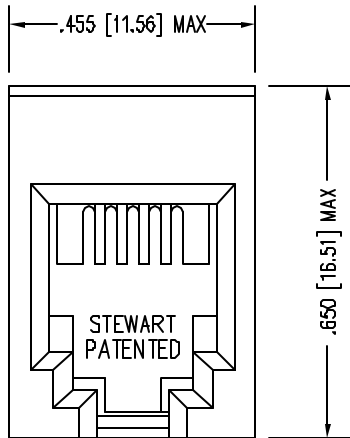


DATE	REV	ECN	APP'D. BY
02-08-05	A0	-	-
2/16/06	A1	7510	JM
3/1/06	A2	7521	JM

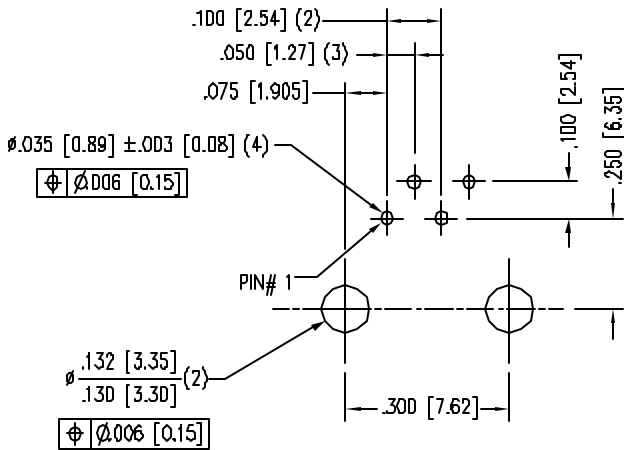
B

B



A

A



- NOTES:
- 1. CONNECTOR MATERIALS:  
HOUSING: THERMOPLASTIC UL94 V-0  
CONTACTS: COPPER ALLOY  
CONTACT PLATING: SELECTIVE GOLD IN CONTACT AREA
  - 2. DIMENSIONS AND TOLERANCES COMPLY WITH FCC/CFR 47, PART 68.
  - 3. FOR PRODUCT SPECIFICATION SEE PR026-01.

30 MICRO-INCHES [0.76um]	SS65400-003F
CONTACT PLATING IN MATING AREA	PART NUMBER



THIRD ANGLE PROJECTION

DO NOT SCALE DRAWING  
DRAWING IS SUBJECT TO  
CHANGE WITHOUT NOTICE

DIMENSIONS: INCHES [METRIC]

UNLESS OTHERWISE SPECIFIED  
TOLERANCES ARE ±.005 [0.13]  
ANGLES ARE ± 1°

SHEET NO. 1 OF 1

# Bel Stewart Connector

11118 Susquehanna Trail South  
Glen Rock, PA 17327-9199  
(717) 235-7512 Fax: (717) 235-7954 <http://www.stewartconnector.com>

TITLE: FOUR CONTACT, FOUR POSITION VERTICAL MOUNT JACK  
NON-FLANGE

THIS DRAWING AND THE SUBJECT MATTER SHOWN THEREON ARE CONFIDENTIAL AND THE PROPRIETARY PROPERTY OF BEL STEWART CONNECTOR AND SHALL NOT BE REPRODUCED, COPIED, OR USED IN ANY MANNER WITHOUT PRIOR WRITTEN CONSENT OF BEL STEWART CONNECTOR. THE SUBJECT MATTER MAY BE PATENTED OR A PATENT MAY BE PENDING.

DRN BY: RVO	DATE 02-08-05
APP'D BY: RGC	DATE 02-22-05
DWG NO. CT650005F	REV. A2