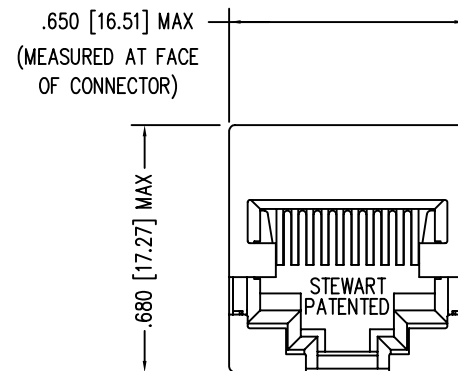
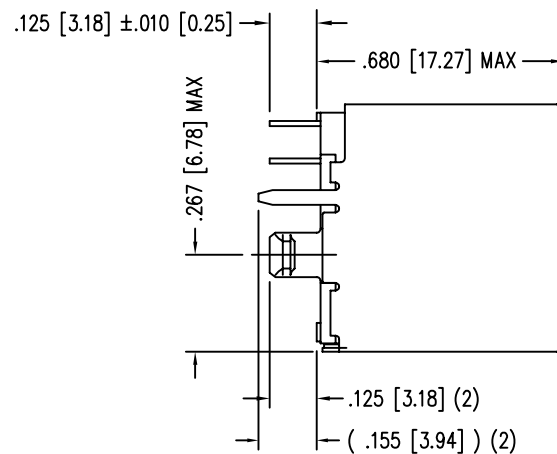
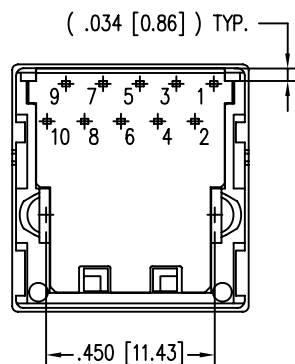
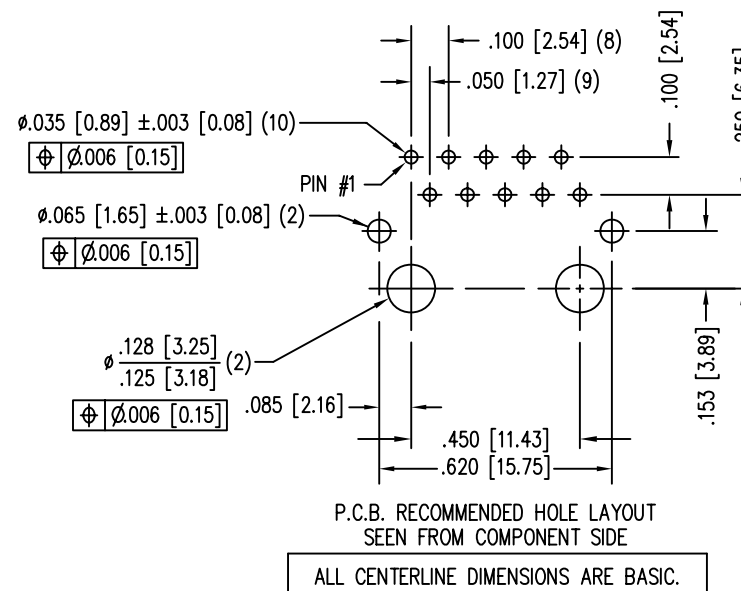
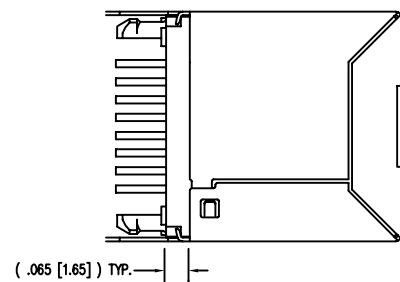


DATE	REV	ECN	APP'D. BY
6-5-08	C3	8444	TRM
1-29-09	C4	8642	TA
8-6-10	C5	9037	TRM

B

B



NOTES:

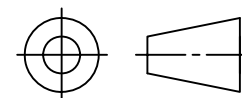
- CONNECTOR MATERIALS:
HOUSING: THERMOPLASTIC UL94 V-0
CONTACTS/SHIELD: COPPER ALLOY
SHIELD PLATING: NICKEL OR TIN
CONTACT PLATING: SELECTIVE GOLD IN CONTACT AREA
SEE CHART FOR PART NUMBER
- FOR PRODUCT SPECIFICATIONS SEE PR022-01.
- DIMENSIONS AND TOLERANCES COMPLY WITH FCC/CFR 47, PART 68.

A

A

30 MICRO-INCHES [0.76um]	SS-651010S-A-NF
CONTACT PLATING IN MATING AREA	PART NUMBER


THIRD ANGLE PROJECTION



DO NOT SCALE DRAWING
DRAWING IS SUBJECT TO
CHANGE WITHOUT NOTICE

DIMENSIONS: INCHES [METRIC]
UNLESS OTHERWISE SPECIFIED
TOLERANCES ARE $\pm .005 [0.13]$
ANGLES ARE $\pm 1^\circ$

SHEET NO. 1 OF 1



Bel Stewart Connector

11118 Susquehanna Trail South
Glen Rock, PA 17327-9199
(717) 235-7512 Fax: (717) 235-7954 <http://www.stewartconnector.com>

TITLE: TEN CONTACT, 10 POSITION, VERTICAL MOUNT SHIELDED JACK, NON-FLANGED

THIS DRAWING AND THE SUBJECT MATTER SHOWN THEREON ARE CONFIDENTIAL AND THE PROPRIETARY PROPERTY OF BEL STEWART CONNECTOR AND SHALL NOT BE REPRODUCED, COPIED, OR USED IN ANY MANNER WITHOUT PRIOR WRITTEN CONSENT OF BEL STEWART CONNECTOR. THE SUBJECT MATTER MAY BE PATENTED OR A PATENT MAY BE PENDING.

DRN BY: TRM	DATE 1-24-06
APPD BY: DHG	DATE 1-24-06
DWG NO. CT650085	REV. C5