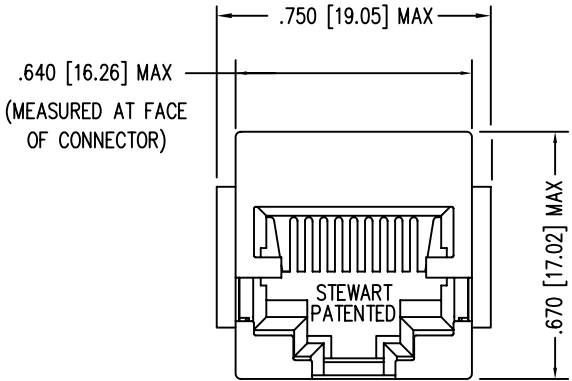
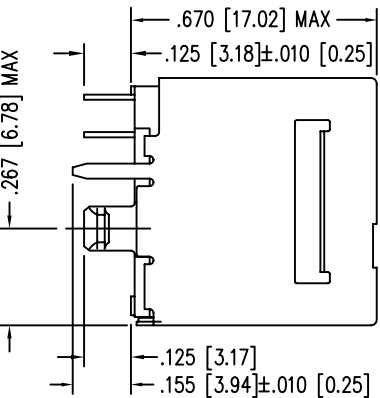
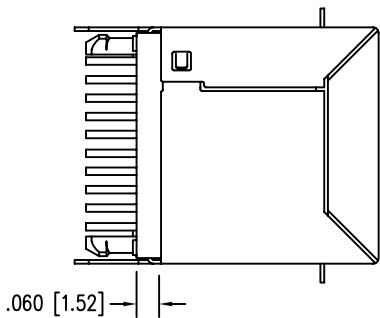


DATE	REV	ECN	APP'D. BY
1/23/06	B3	7454	JM
6/23/06	B4	7663	JM
7-30-08	B5	8504	TRM
8-11-08	B6	8508	TRM



- NOTES:
- CONNECTOR MATERIALS:  
HOUSING: THERMOPLASTIC UL94 V-0  
CONTACTS/SHIELD: COPPER ALLOY  
SHIELD PLATING: NICKEL OR TIN  
CONTACT PLATING: SELECTIVE GOLD IN CONTACT AREA  
SEE CHART FOR PART NUMBER
  - FOR PRODUCT SPECIFICATIONS SEE PR026-01.
  - DIMENSIONS AND TOLERANCES COMPLY WITH FCC/CFR 47, PART 68.

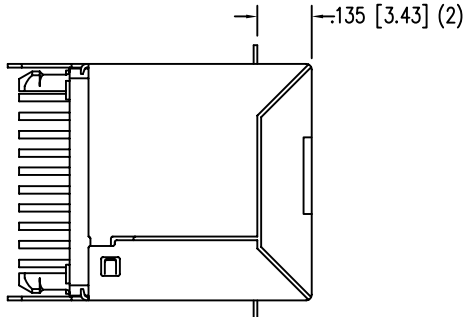
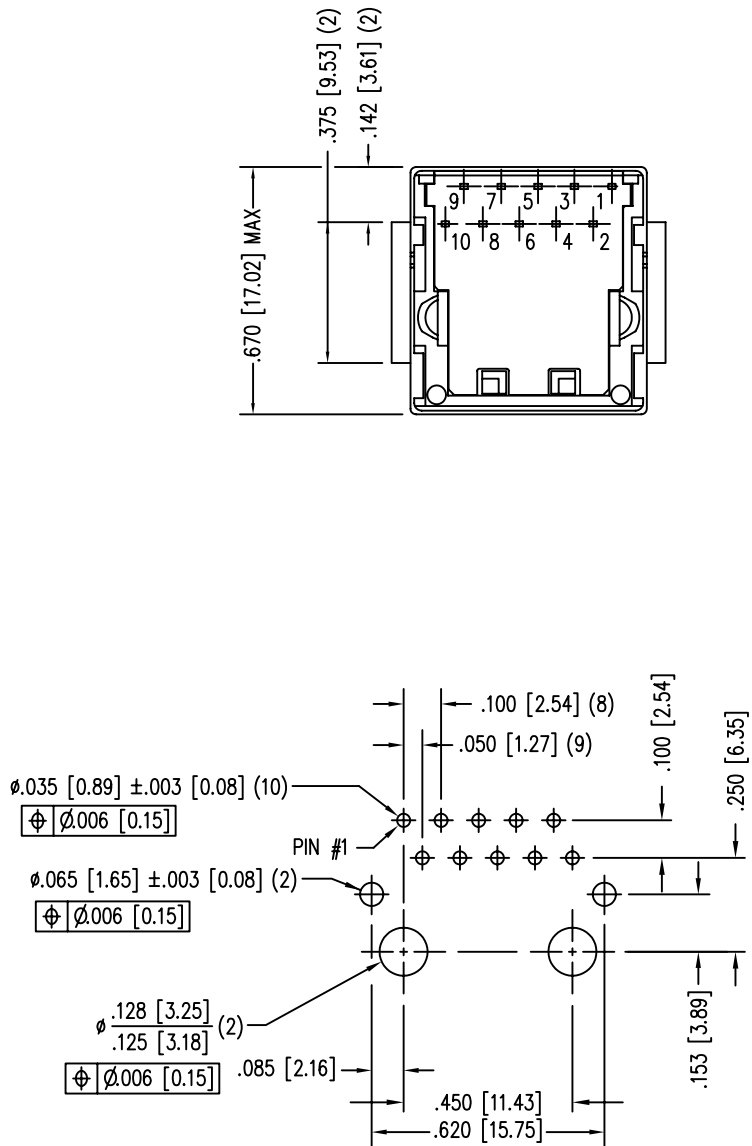
50 MICRO-INCHES [1.27um]	SS-651010S-A-FLS-50
30 MICRO-INCHES [0.76um]	SS-651010S-A-FLS
CONTACT PLATING IN MATING AREA	PART NUMBER

B

B

A

A



THIRD ANGLE PROJECTION

DO NOT SCALE DRAWING  
DRAWING IS SUBJECT TO  
CHANGE WITHOUT NOTICE

DIMENSIONS: INCHES [METRIC]

UNLESS OTHERWISE SPECIFIED  
TOLERANCES ARE ±.005 [0.13]  
ANGLES ARE ± 1°

SHEET NO. 1 OF 1

# Bel Stewart Connector

11118 Susquehanna Trail South  
Glen Rock, PA 17327-9199  
(717) 235-7512 Fax: (717) 235-7954 <http://www.stewartconnector.com>

TITLE: TEN CONTACT, TEN POSTION; VERTICAL MOUNT SHIELDED JACK  
FLANGED

THIS DRAWING AND THE SUBJECT MATTER SHOWN THEREON  
ARE CONFIDENTIAL AND THE PROPRIETARY PROPERTY OF  
BEL STEWART CONNECTOR AND SHALL NOT BE REPRODUCED,  
COPIED, OR USED IN ANY MANNER WITHOUT PRIOR WRITTEN  
CONSENT OF BEL STEWART CONNECTOR. THE SUBJECT  
MATTER MAY BE PATENTED OR A PATENT MAY BE PENDING.

DRN BY: LKE

DATE 7-7-96

APPD BY: JW

DATE 7-7-96

DWG NO. CT650083

REV. B6

REV. 6/3/05

2

1

AutoCAD