

# SPDT RF SWITCH

Package: 8 Pin TO-5 (T2)

## MODEL TWK2224

Also Available In: Connectorized Housings

### Features

- DC - 2.0 GHz
- Fast Switching Speed: 150 ns Typical
- Integral TTL Driver
- Reflective
- Environmental Screening Available

### Absolute Maximum (No Damage) Ratings

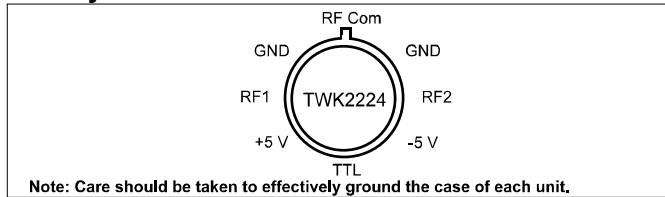
Ambient Operating Temperature ..... -55°C to +100 °C  
 Storage Temperature ..... -65°C to +125 °C  
 Case Temperature ..... +125 °C  
 DC Voltage ..... ±7.0 Volts  
 Continuous RF Input Power ..... +30 dBm

### Specifications

CHARACTERISTIC	TYPICAL Ta = 25 °C	MIN/MAX Ta = -55 °C to +85 °C
Frequency	DC - 2.0 GHz	DC - 2.0 GHz
Insertion Loss (dB)		
DC - 2 GHz	0.6	0.8 Max.
DC - 1 GHz	0.5	0.7 Max.
DC - 0.5 GHz	0.5	0.7 Max.
Isolation (dB)		
DC - 2 GHz	≥ 32	30 Min.
DC - 1 GHz	>38	35 Min.
DC - 0.5 GHz	>45	45 Min.
VSWR "ON"		
DC - 2 GHz	<1.25:1	1.5:1 Max.
DC - 1 GHz	<1.12:1	1.15:1 Max.
DC - 0.5 GHz	<1.10:1	1.15:1 Max.
DC Vdc	± 5V	+5V Max.
Bias (mA)	0.5	1.0 Max.
Switching Speed (ns)	150	—
Transients (mV)	15	—
T. Rise/Fall (µsec)	15	—
1 dB Compression (dBm)		
50 MHz	21	—
500 - 2000 MHz	27	—
Intercept Points (dBm)	IP2 IP3	
50 MHz	+57 +40	—
500 - 2000 MHz	+68 +46	—

\* t<sub>ON</sub> t<sub>OFF</sub> (50% CTL to 90%/10% RF)

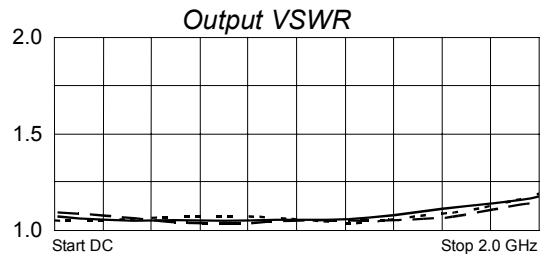
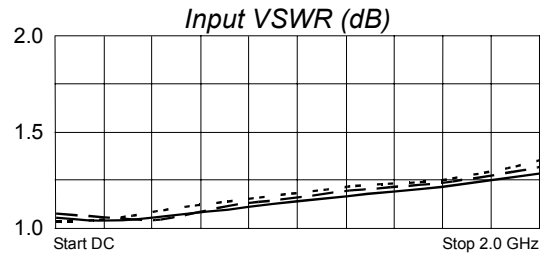
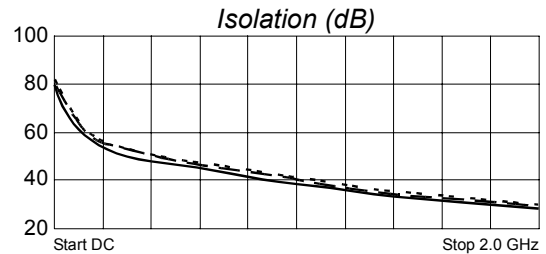
### Pin Layout



### Truth Table

Control Input	Switch Position
TTL	RF Common Connected To:
1	RF1
0	RF2

### Typical Performance Data



Legend ——— + 25 °C - - - - - +85 °C - - - - - -55 °C



Spectrum Microwave · 2144 Franklin Drive N.E. · Palm Bay, Florida 32905 · PH (888) 553-7531 · Fax (888) 553-7532 Rev. 5/11/10

www.SpectrumMicrowave.com Spectrum Microwave · 2707 Black Lake Place · Philadelphia, Pennsylvania 19154 · PH (215) 464-4000 · Fax (215) 464-4001