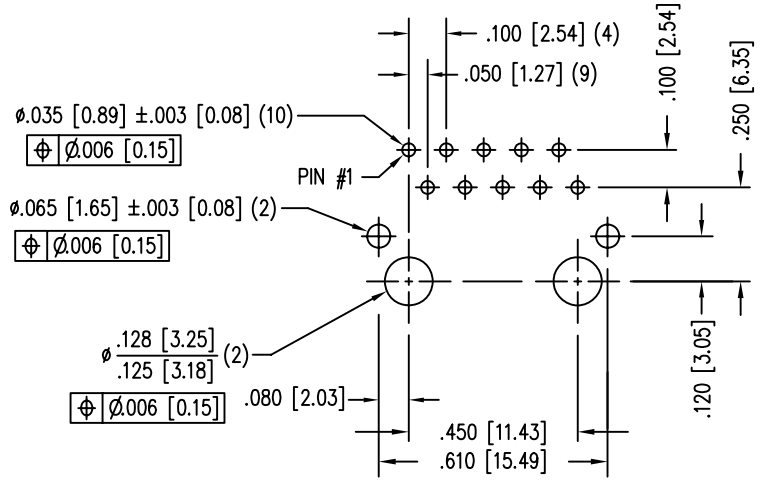
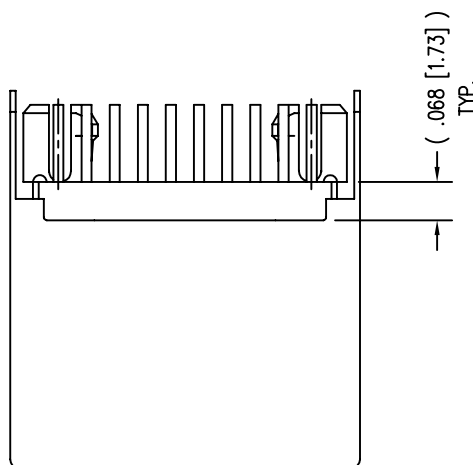
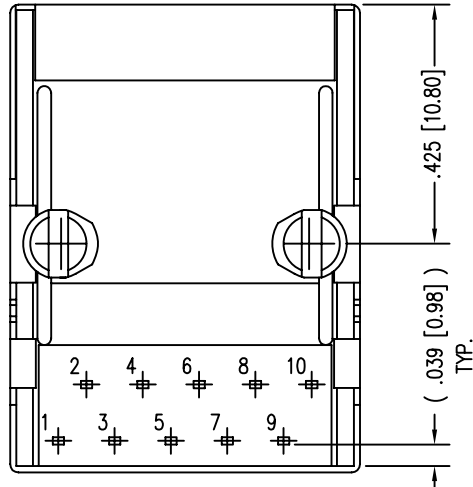
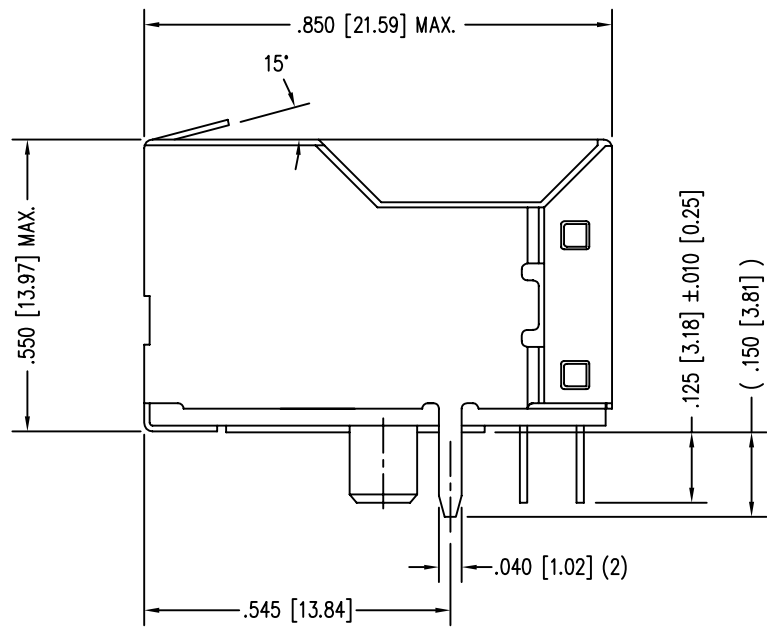
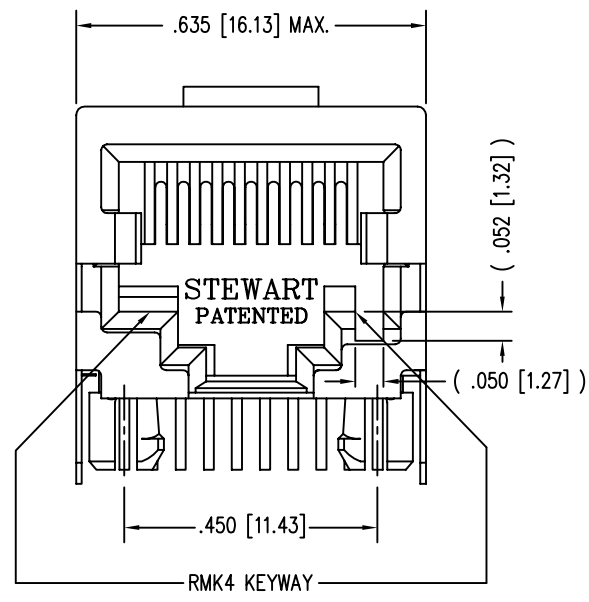


DATE	REV	ECN	APP'D. BY
1/30/06	A3	7455	JM
3/24/08	A4	8388	JM



P.C.B. RECOMMENDED HOLE LAYOUT  
SEEN FROM COMPONENT SIDE  
ALL CENTERLINE DIMENSIONS ARE BASIC.

- NOTES:
- CONNECTOR MATERIALS:  
HOUSING: THERMOPLASTIC UL94 V-0  
CONTACTS/SHIELD: COPPER ALLOY  
SHIELD PLATING: NICKEL OR TIN  
CONTACT PLATING: SELECTIVE GOLD IN CONTACT AREA  
SEE CHART FOR PART NUMBER
  - FOR PRODUCT SPECIFICATIONS SEE PR022-01.
  - TOLERANCES COMPLY WITH F.C.C. DIMENSION REQUIREMENTS.

30 MICRO-INCHES [0.76um]	SS-641010S-A-NF-RMK4-01
CONTACT PLATING IN MATING AREA	PART NUMBER

THIRD ANGLE PROJECTION

DO NOT SCALE DRAWING  
DRAWING IS SUBJECT TO  
CHANGE WITHOUT NOTICE

DIMENSIONS: INCHES [METRIC]

UNLESS OTHERWISE SPECIFIED  
TOLERANCES ARE ±.005 [0.13]  
ANGLES ARE ± 1°


SHEET NO. 1 OF 1

## Bel Stewart Connector

11118 Susquehanna Trail South  
Glen Rock, PA 17327-9199  
(717) 235-7512 Fax: (717) 235-7954 <http://www.stewartconnector.com>

TITLE: TEN CONTACT, TEN POSITION, SHIELDED JACK, NON-FLANGED  
RMK4 KEYING OPTION, WITH PANEL GROUND

DRN BY: SAR	DATE 01-07-03
APPD BY: TRM	DATE 01-07-03
DWG NO. CT640314	REV. A4



REV. 6/3/05