

Double Balanced Mixer

Model MO6xxG

Octave Band

RF 6.0 to 12.5 GHz

Electrical Specifications: ⁽¹⁾

Parameter	Conditions			Specifications		
	RF (GHz)	LO (GHz)	IF (MHz)	Min	Typical	Max
SSB Conversion loss: ^{(2) (3)}	6.0-12.5	5.0-15.0	DC-1000		4.5 dB	7.0 dB
	6.0-12.5	5.0-15.0	DC-2000		6.5 dB	8.5 dB
	6.0-12.5	5.0-15.0	DC-2500		8.8 dB	11.0 dB
Isolation						
		5.0-15.0		25 dB	38 dB	
LO to RF:		5.0-15.0		25 dB	38 dB	
LO to IF:		5.0-15.0			23 dB	
RF to IF:	6.0-12.5					
Input 1-dB Compression Point:	6.0-12.5	5.0-15.0	DC-2500		+1 dBm +3 dBm +8 dBm +12 dBm	MO63 MO64 MO66 MO67
Input Third Order Intercept Point:	6.0-12.5	5.0-15.0	DC-2500		+11 dBm +13 dBm +18 dBm +22 dBm	MO63 MO64 MO66 MO67
LO Power: ⁽⁴⁾	6.0-12.5	5.0-15.0	DC-2500		+7 dBm +10 dBm +14 dBm +19 dBm	MO63 MO64 MO66 MO67

Model MO6xxG

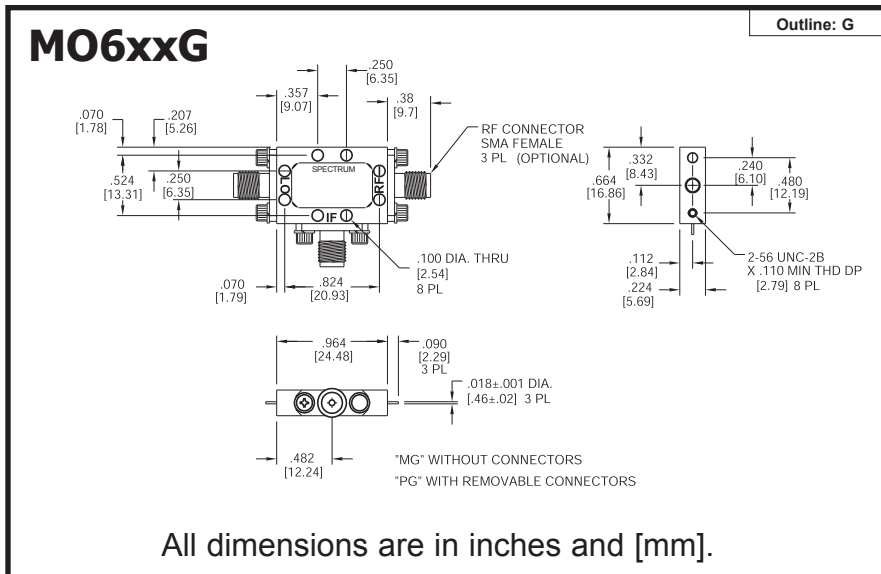
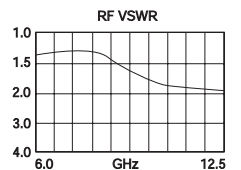
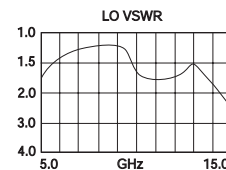
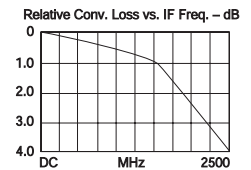
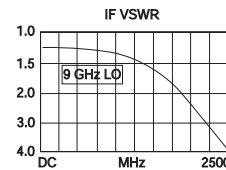
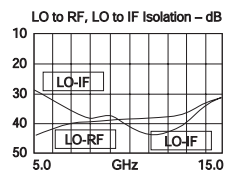
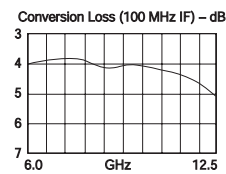
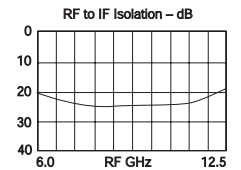
LO Power
 3 = +7 dBm
 4 = +10 dBm
 6 = +14 dBm
 7 = +19 dBm

Drop-In Module or With SMA(F) Connectors
 M = Module
 P = With Connectors

Notes:

- Specifications are guaranteed when tested as a downconverter in a 50 Ohm system from -55°C to +100°C with the nominal LO power. Specifications indicated as typical are not guaranteed.
- Noise figure is typically within ±0.5 dB of conversion loss for IF frequencies greater than 10 MHz.
- Conversion loss typically degrades less than 0.5 dB at +100°C and improves less than 0.5 dB at -55°C.
- Usable LO drives are up to 2 dB below and 3 dB above nominal.

Typical Performance at 25°C



Spectrum Microwave · 2144 Franklin Drive N.E. · Palm Bay, FL 32905 · PH (888) 553-7531 · Fax (888) 553-7532

www.SpectrumMicrowave.com Spectrum Microwave (Europe) · 2707 Black Lake Place · Philadelphia, PA 19154 · PH (215) 464-4000 · Fax (215) 464-4001