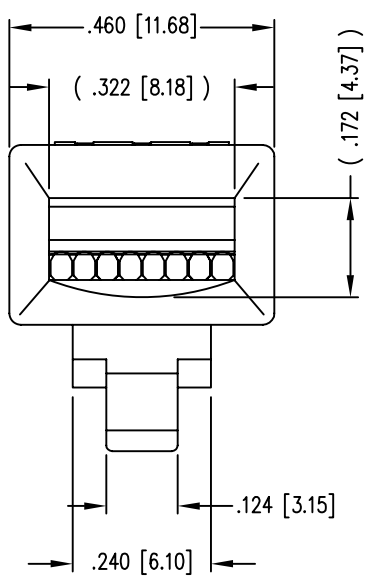
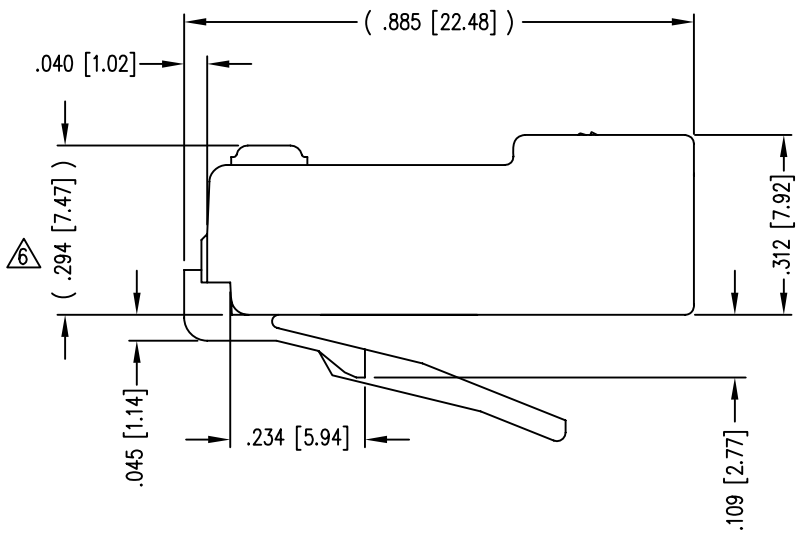
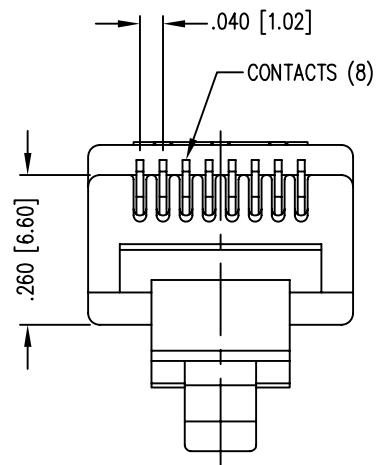
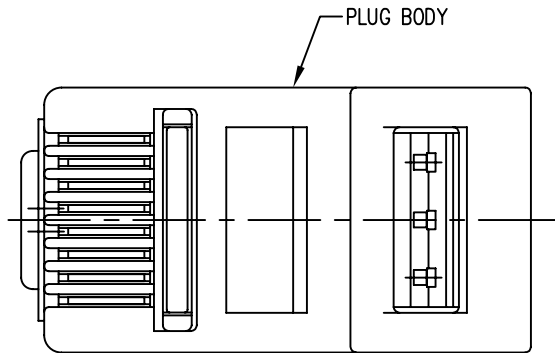



DATE	REV	ECN	APP'D. BY
2-1-06	B5	7460	JM
1-29-09	B6	8642	TA
1-12-10	B7	8886	TRM



- NOTES:
- 1- PLUG KIT CONSISTS OF :
PRE-INSERTED PLUG HOUSING
 - 2- MATERIALS :
FRONT HOUSING PLASTIC : CLEAR POLYCARBONATE, UL 94-V0
CONTACTS : PHOSPHOR BRONZE, SELECTIVE GOLD PLATING
 - 3- CONTACTS TERMINATE STRANDED CONDUCTORS UP TO .037 [0.94] OUTSIDE DIAMETER OF INSULATION.
 - 4- FOR PRODUCT SPECIFICATION SEE PRO26-01.
 - 5- DIMENSIONS AND TOLERANCES COMPLY WITH TIA-1096 STANDARD.
- ⚠ TERMINATED PLUG HEIGHT: .237 [6.02] ±.005 [0.13]

BULK	50 MICRO-INCHES [1.27um]	940-SP-3088R
PACKAGE	CONTACT PLATING IN MATING AREA	PART NUMBER

THIRD ANGLE PROJECTION	<h2>Bel Stewart Connector</h2> <p>11118 Susquehanna Trail South Glen Rock, PA 17327-9199 (717) 235-7512 Fax: (717) 235-7954 http://www.stewartconnector.com</p>		
DO NOT SCALE DRAWING DRAWING IS SUBJECT TO CHANGE WITHOUT NOTICE	TITLE: EIGHT CONDUCTOR/EIGHT POSITION LINE CORD MODULE WITH RADIAL BACK; COLOR: CLEAR		
DIMENSIONS: INCHES [METRIC]	THIS DRAWING AND THE SUBJECT MATTER SHOWN THEREON ARE CONFIDENTIAL AND THE PROPRIETARY PROPERTY OF BEL STEWART CONNECTOR AND SHALL NOT BE REPRODUCED, COPIED, OR USED IN ANY MANNER WITHOUT PRIOR WRITTEN CONSENT OF BEL STEWART CONNECTOR. THE SUBJECT MATTER MAY BE PATENTED OR A PATENT MAY BE PENDING.	DRN BY: SAR	DATE 1-20-03
UNLESS OTHERWISE SPECIFIED TOLERANCES ARE ±.005 [0.13] ANGLES ARE ± 1°		APPD BY: RGC	DATE 1-20-03
SHEET NO. 1 OF 1		DWG NO. CT300010	REV. B7



REV. 7/3/03