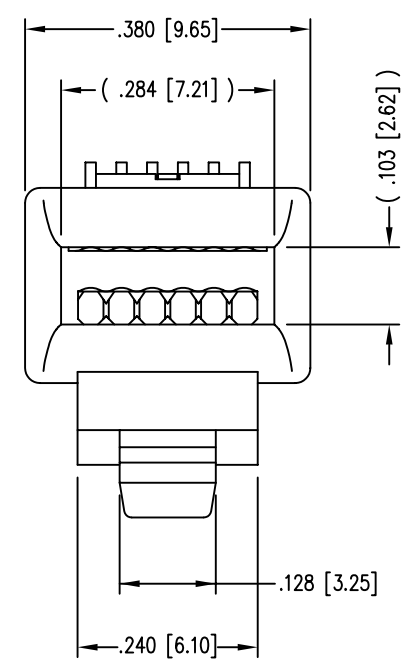
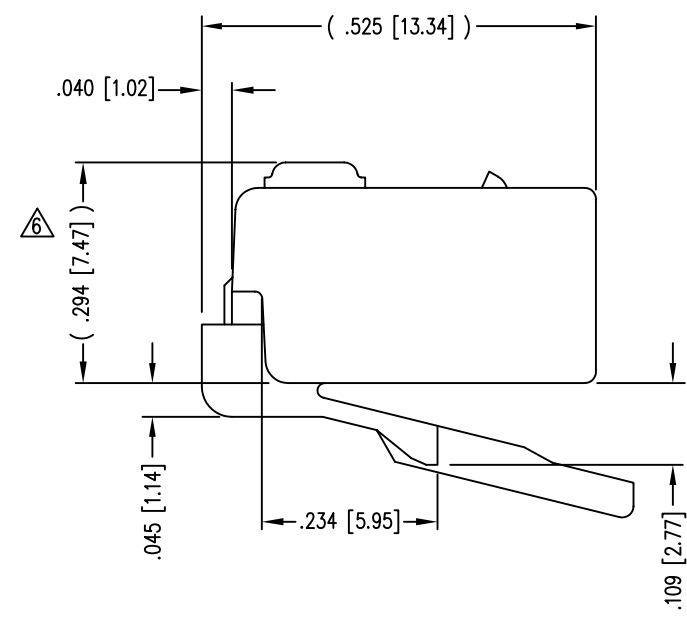
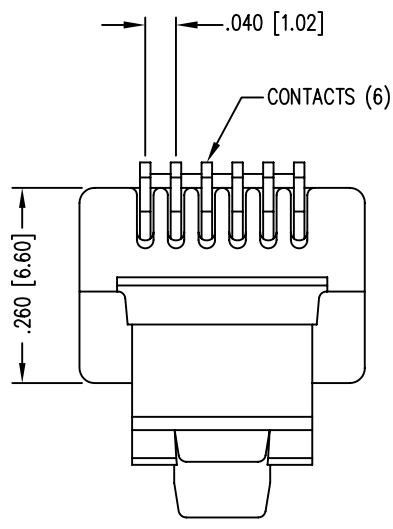
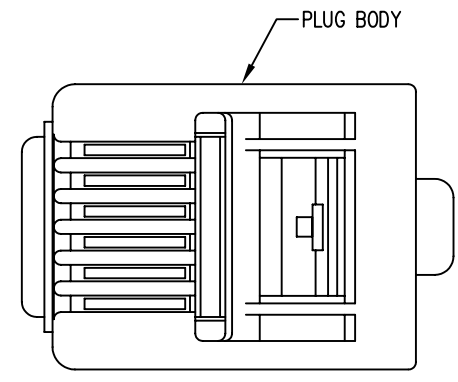


DATE	REV	ECN	APP'D. BY
2-1-06	D4	7460	JM



- NOTES:
- 1- PLUG KIT CONSISTS OF :
PRE-INSERTED PLUG HOUSING
 - 2- MATERIALS :
FRONT HOUSING PLASTIC : CLEAR POLYCARBONATE, UL 94-V0
CONTACTS : PHOSPHOR BRONZE, SELECTIVE GOLD PLATING
 - 3- CONTACTS TERMINATE STRANDED CONDUCTORS UP TO .037 [0.94] OUTSIDE DIAMETER OF INSULATION.
 - 4- FOR PRODUCT SPECIFICATION SEE PRO26-01.
 - 5- TOLERANCES COMPLY WITH F.C.C. DIMENSION REQUIREMENTS.
 - △ TERMINATED PLUG HEIGHT: .237 [6.02] ±.005 [0.13]

BAG OF 1000	50 MICRO-INCHES [1.27um]	940-SP-3066-B1000
BAG OF 25	50 MICRO-INCHES [1.27um]	940-SP-3066-B25
BULK	50 MICRO-INCHES [1.27um]	940-SP-3066
PACKAGE	CONTACT PLATING IN MATING AREA	PART NUMBER

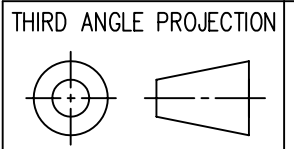
B

B

A

A

REV. 7/3/03



Bel Stewart Connector

11118 Susquehanna Trail South
Glen Rock, PA 17327-9199
(717) 235-7512 Fax: (717) 235-7954 <http://www.stewartconnector.com>

DO NOT SCALE DRAWING
DRAWING IS SUBJECT TO CHANGE WITHOUT NOTICE

TITLE: SIX CONDUCTOR/SIX POSITION LINE CORD MODULE
CLEAR, FOR FLAT OR OVAL CABLE

DIMENSIONS: INCHES [METRIC]
UNLESS OTHERWISE SPECIFIED
TOLERANCES ARE ±.005 [0.13]
ANGLES ARE ± 1°

THIS DRAWING AND THE SUBJECT MATTER SHOWN THEREON ARE CONFIDENTIAL AND THE PROPRIETARY PROPERTY OF BEL STEWART CONNECTOR AND SHALL NOT BE REPRODUCED, COPIED, OR USED IN ANY MANNER WITHOUT PRIOR WRITTEN CONSENT OF BEL STEWART CONNECTOR. THE SUBJECT MATTER MAY BE PATENTED OR A PATENT MAY BE PENDING.

DRN BY: SAR	DATE 1-22-03
APPD BY: RGC	DATE 2-7-03
DWG NO. CT300044	REV. D4

SHEET NO. 1 OF 1

