DATE	REV	ECN	APP'D. BY
2/1/06	A5	7460	JM

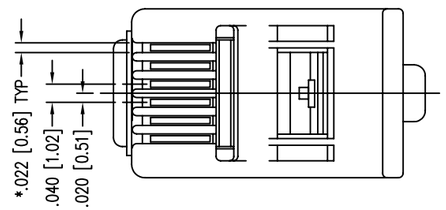

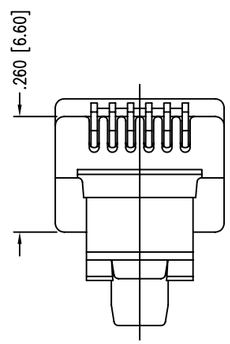

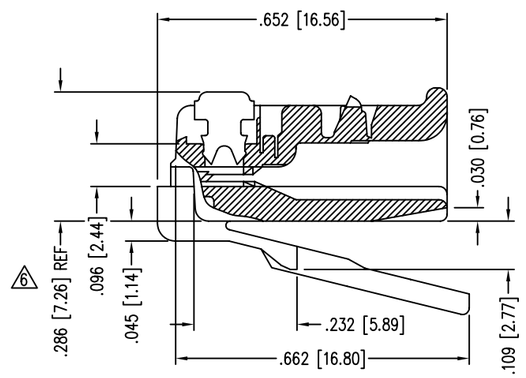

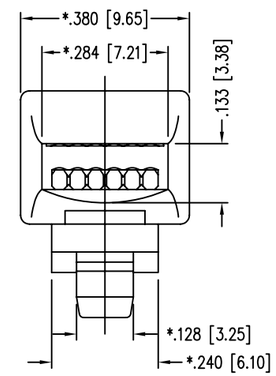

NOTES:

1- PLUG KIT CONSISTS OF :
PRE-INSERTED PLUG HOUSING

2- MATERIALS :
FRONT HOUSING PLASTIC : CLEAR POLYCARBONATE, UL 94-V0
CONTACTS : PHOSPHOR BRONZE, SELECTIVE GOLD PLATING

3- CONTACTS TERMINATE STRANDED CONDUCTORS UP TO .037 [0.94] OUTSIDE DIAMETER OF INSULATION.

4- FOR PRODUCT SPECIFICATION SEE PR026-01.

5- TOLERANCES COMPLY WITH F.C.C. DIMENSION REQUIREMENTS.

6 TERMINATED PLUG HEIGHT: .237 [6.02] ±.005 [0.13]

BULK	50 MICRO-INCHES [1.27um]	937-SP-3066R-SL
PACKAGE	CONTACT PLATING IN MATING AREA	PART NUMBER

THIRD ANGLE PROJECTION

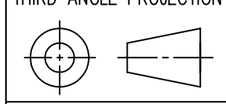

Bel Stewart Connector

11118 Susquehanna Trail South
Glen Rock, PA 17327-9199
(717) 235-7512 Fax: (717) 235-7954 http://www.stewartconnector.com

DO NOT SCALE DRAWING

DRAWING IS SUBJECT TO CHANGE WITHOUT NOTICE

DIMENSIONS: INCHES [METRIC]

UNLESS OTHERWISE SPECIFIED TOLERANCES ARE ±.005 [0.13] ANGLES ARE ± 1°

SHEET NO. 1 OF 1

TITLE: SIX CONDUCTOR/SIX POSITION LINE CORD MODULE; RADIAL BACK, SPECIAL LENGTH

THIS DRAWING AND THE SUBJECT MATTER SHOWN THEREON ARE CONFIDENTIAL AND THE PROPRIETARY PROPERTY OF BEL STEWART CONNECTOR AND SHALL NOT BE REPRODUCED, COPIED, OR USED IN ANY MANNER WITHOUT PRIOR WRITTEN CONSENT OF BEL STEWART CONNECTOR. THE SUBJECT MATTER MAY BE PATENTED OR A PATENT MAY BE PENDING.

DRN BY: KRL		DATE 2/1/06	
APPD BY: JM		DATE 2-1-06	
DWG NO. CT300051			REV. A5

RoHS 2002/95/EC

REV. 7/3/03

AutoCAD