

THE INFORMATION CONTAINED HEREIN IS CONSIDERED "PROPRIETARY" TO BEL FUSE INC. AND SHALL NOT BE COPIED, REPRODUCED OR DISCLOSED WITHOUT THE WRITTEN APPROVAL OF BEL FUSE INC.

PRELIMINARY



ELECTRICAL CHARACTERISTICS @ 25°C

URNS RATIO

TP1	1CT : 1CT ±2%
TP2	1CT : 1CT ±2%
TP3	1CT : 1CT ±2%
TP4	1CT : 1CT ±2%

QCL @ 100kHz/100mVRMS

8mA DC BIAS 350µH MIN.

INS. LOSS

100KHz TO 125MHz -1.2 dB MAX

RET. LOSS (MIN)

0.5MHz-40MHz -18 dB
40MHz-100MHz -12+20LOG(f/80MHz) dB

CROSS TALK:

Ch1-Ch2,Ch1-Ch3,Ch1-Ch4,Ch2-Ch3,Ch2-Ch4,Ch3-Ch4

1MHz - 30MHz -35 dB MIN
30MHz - 80MHz -24 dB MIN
80Hz - 100MHz -25 dB MIN

CM TO CM REJ

100kHz - 100MHz -30 dB MIN

CM TO DM REJ

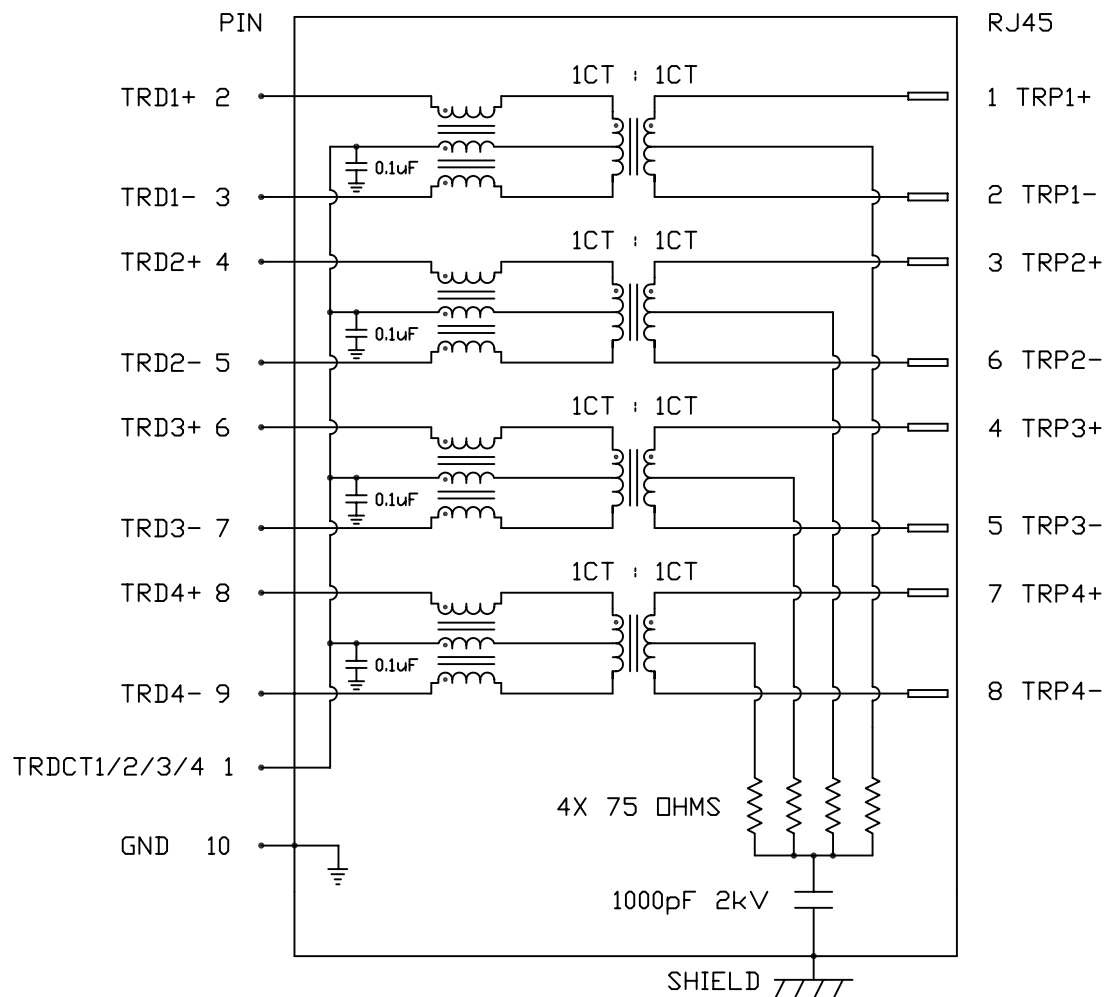
100kHz - 100MHz -35 dB MIN

HIPOT (Isolation Voltage):

1500 Vrms or 2250VDC

OPERATING TEMPERATURE RANGE: -40 TO +85°C

SCHEMATIC

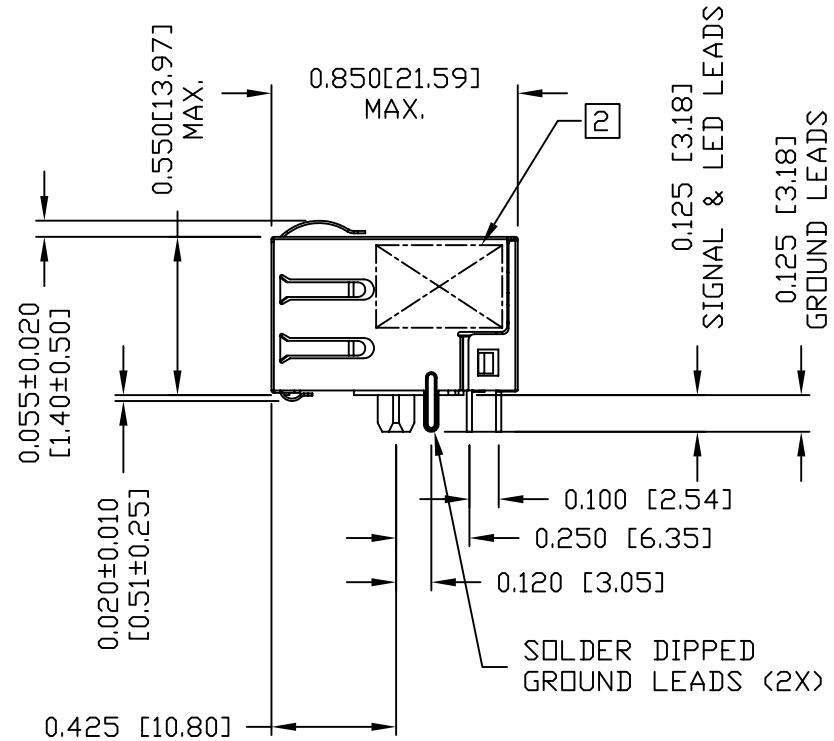
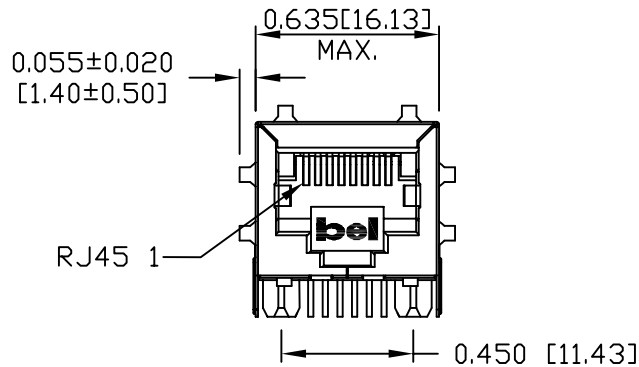
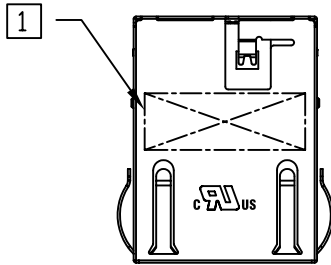


ORIGINATED BY	DATE	TITLE	PART NO. / DRAWING NO.	STANDARD DIM.	[] METRIC DIM. AS REFERENCE
CHUNG	04-11-06	Gigabit MagJack®	SI-61006-F	TOL. IN INCH	UNIT : INCH [mm] REV. : PB
DRAWN BY	DATE		FILE NAME	.X	SCALE : N/A SIZE : A4
DE	04-11-06		SI61006FPB.DWG	.XX	⊕
				.XXX	PAGE : 2



THE INFORMATION CONTAINED HEREIN IS CONSIDERED "PROPRIETARY" TO BEL FUSE INC. AND SHALL NOT BE COPIED, REPRODUCED OR DISCLOSED WITHOUT THE WRITTEN APPROVAL OF BEL FUSE INC.

PRELIMINARY



NOTES:

- PLASTIC HOUSING: THERMOPLASTIC PBT
FLAMMABILITY RATING UL 94V-0
- CONTACTS PLATING: 50 MICRO-INCH HARD GOLD PLATING
- PINS: TIN-COATED COPPER WIRE, DIA 0.018 INCH.
- METAL SHIELD: NICKEL PLATED ON COPPER ALLOY.
(ALL GROUND LEADS ARE SOLDER DIPPED)
- JACK CAVITY CONFORMS TO FCC RULES AND REGULATIONS.

1 MARK PART WITH MFG PART NUMBER(SI-61006-F), DATE CODE.

2 MARK PART WITH MFG LOGO, MFG NAME.

3. RoHS COMPLIANCE, PER EU DIRECTIVE 2002/95/EC.

UL RECOGNIZED - FILE #E132408.

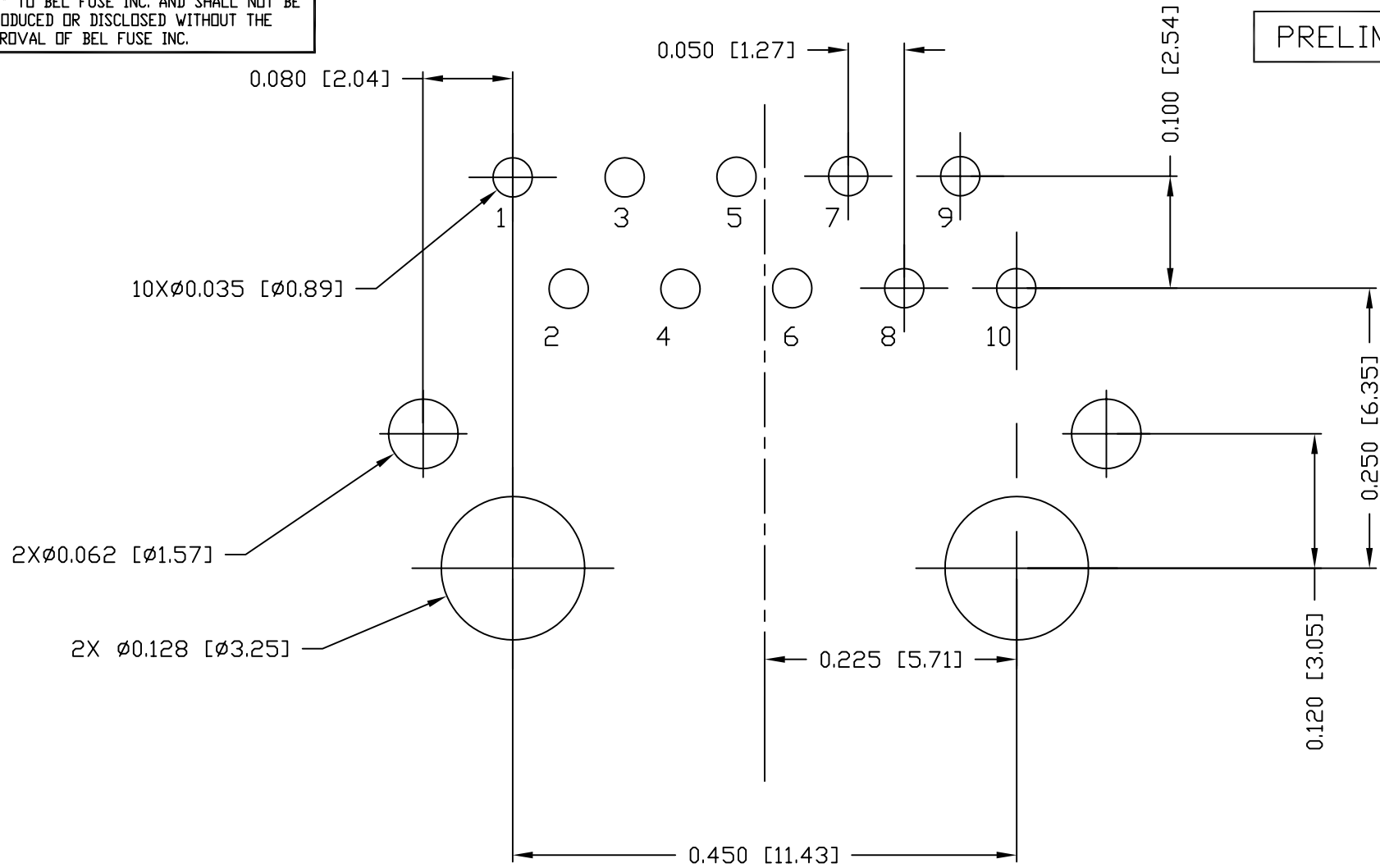
ORIGINATED BY	DATE	TITLE	PART NO. / DRAWING NO.	STANDARD DIM. TOL. IN INCH	[] METRIC DIM. AS REFERENCE
BILL/KEUNG	04-11-06	Gigabit MagJack®	SI-61006-F	.X	UNIT : INCH [mm] REV. : PB
DRAWN BY	DATE		FILE NAME	.XX	SCALE : N/A SIZE : A4
WEIGH	04-11-06		SI61006FPB.DWG	.XXX ±0.010	⊕ PAGE : 3



THE INFORMATION CONTAINED HEREIN IS CONSIDERED "PROPRIETARY" TO BEL FUSE INC. AND SHALL NOT BE COPIED, REPRODUCED OR DISCLOSED WITHOUT THE WRITTEN APPROVAL OF BEL FUSE INC.



PRELIMINARY



RECOMMENDED PCB FOOTPRINT
COMPONENT SIDE VIEW

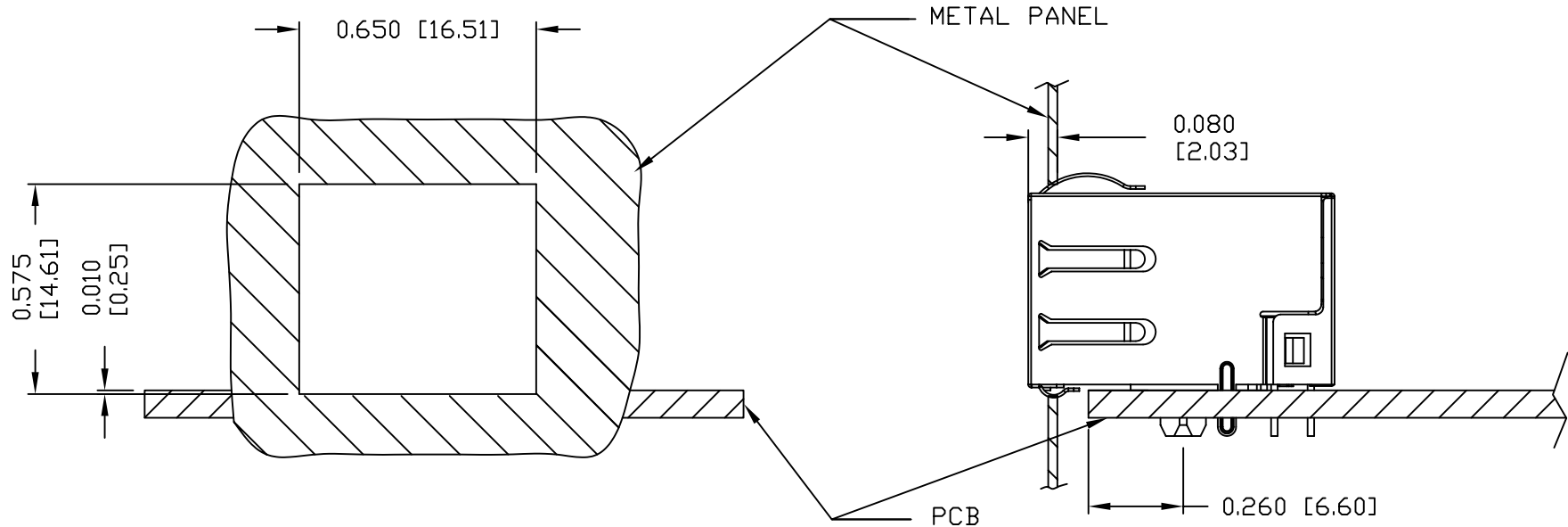
ORIGINATED BY BILL/KEUNG	DATE 04-11-06	TITLE Gigabit MagJack®	PART NO. / DRAWING NO. SI-61006-F		STANDARD DIM. TOL. IN INCH		[] METRIC DIM. AS REFERENCE		bel COMPONENTS FOR A CONNECTED PLANET
	DRAWN BY WEIGH		DATE 04-11-06	FILE NAME SI61006FPB.DWG		.X .XX .XXX	±0.004	UNIT : INCH [mm] SCALE : N/A	

THE INFORMATION CONTAINED HEREIN IS CONSIDERED "PROPRIETARY" TO BEL FUSE INC. AND SHALL NOT BE COPIED, REPRODUCED OR DISCLOSED WITHOUT THE WRITTEN APPROVAL OF BEL FUSE INC.

PRELIMINARY



SUGGESTED PANEL OPENING



NOTES:

THE DISTANCE OF PANEL INSIDE SURFACE RELATIVE TO FRONT SURFACE OF PART IS ONLY A SUGGESTION. IN CASE THIS DISTANCE IS DIFFERENT, THE REQUIRED PANEL OPENING DIMENSIONS CHANGE ACCORDINGLY.

PACKING INFORMATION

PACKING TRAY : 0200-9999-Q7 (TOP)
0200-9999-Q8 (BOTTOM)

PACKING QUANTITY : 77 PCS FINISHED GOODS PER TRAY
10 TRAYS (770 PCS FINISHED GOODS) PER CARTON BOX

NOTE : CARDBOARDS ARE PLACED BETWEEN LAYERS OF PACKING TRAY INSIDE CARTON BOX
(INCLUDE THE UPPERMOST AND LOWERMOST TRAY)

ORIGINATED BY	DATE	TITLE	PART NO. / DRAWING NO.	STANDARD DIM. TOL. IN INCH	[] METRIC DIM. AS REFERENCE
BILL/KEUNG	04-11-06	Gigabit MagJack®	SI-61006-F	.X	UNIT : INCH [mm] REV. : PB
DRAWN BY	DATE		FILE NAME	.XX	SCALE : N/A SIZE : A4
WEIGH	04-11-06		SI61006FPB.DWG	.XXX ±0.004	⊕ — ◁ — PAGE : 5

