

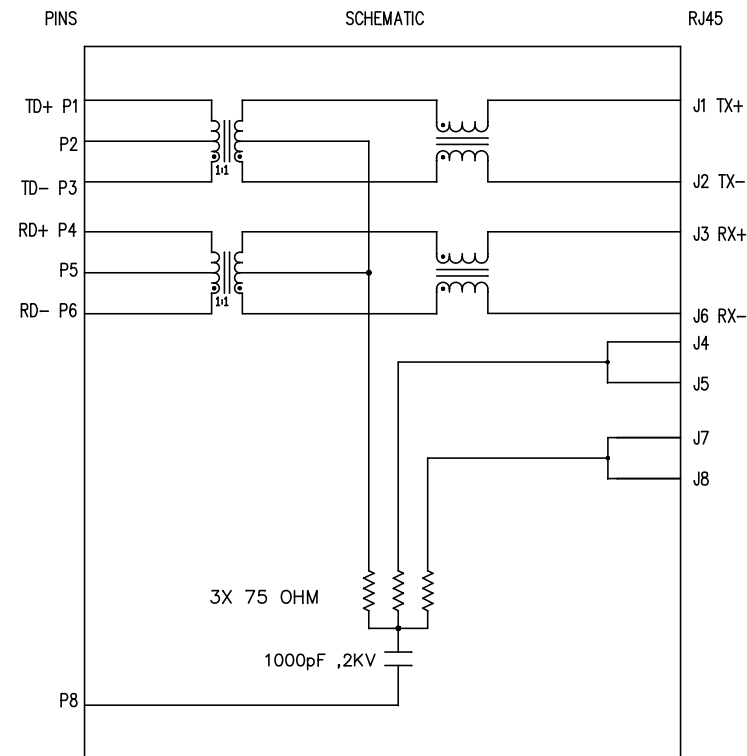
THE INFORMATION CONTAINED HEREIN IS CONSIDERED "PROPRIETARY" TO BEL FUSE INC. AND SHALL NOT BE COPIED, REPRODUCED OR DISCLOSED WITHOUT THE WRITTEN APPROVAL OF BEL FUSE INC.

RoHS



ELECTRICAL SPECIFICATIONS:

1.0	URNS RATIO:	(P6-P5-P4) : (J6-J3)	: 1CT : 1CT ± 3%
		(P3-P2-P1) : (J2-J1)	: 1CT : 1CT ± 3%
2.0	INDUCTANCE:	(P6-P4)	: 350uH MIN. @ 0.1V, 100KHz, 8mA DC Bias
		(P3-P1)	: 350uH MIN. @ 0.1V, 100KHz, 8mA DC Bias
3.0	LEAKAGE INDUCTANCE:	P6-P4 (WITH J6 AND J3 SHORT)	: 0.3uH MAX. @ 1MHz
		P3-P1 (WITH J2 AND J1 SHORT)	: 0.3uH MAX. @ 1MHz
4.0	INTERWINDING CAPACITANCE:	(P6,P5,P4) TO (J6,J3)	: 30pF MAX @ 1MHz
		(P3,P2,P1) TO (J2,J1)	: 30pF MAX @ 1MHz
5.0	DC RESISTANCE:	(J2-J1)	: 1.2 ohms Max.
		(J6-J3)	: 1.2 ohms Max.
6.0	RETURN LOSS:	(P6-P4)=100 OHMS AND (P1-P3)=100 OHM REF.	
		1MHz TO 30MHz	: 18dB MIN.
		60MHz TO 80MHz	: 12dB MIN.
	NOTE: 100 OHMS CONNECTED TO (J2-J1) OR (J6-J3).		
7.0	DIELECTRIC WITHSTAND:	(J1, J2) TO (P1, P3)	: 1500 VAC
		(J3, J6) TO (P4,P6)	: 1500 VAC
8.0	INSERTION LOSS:	RS=RL=100 ohms	
		100KHz TO 100MHz	: 1.1 dB TYP
9.0	RISE TIME:	RS=100 OHMS AND RL = 100 OHMS	
		OUTPUT VOLTAGE = 1 V peak	: 3.0 nS MAX
		PULSE WIDTH= 112nS	: 3.0 nS MAX
10.0	CROSS TALK:	1MHz TO 100MHz	: 40 dB TYP
11.0	COMMON TO COMMON MODE ATTENUATION:	30MHz TO 100MHz	: 35 dB TYP

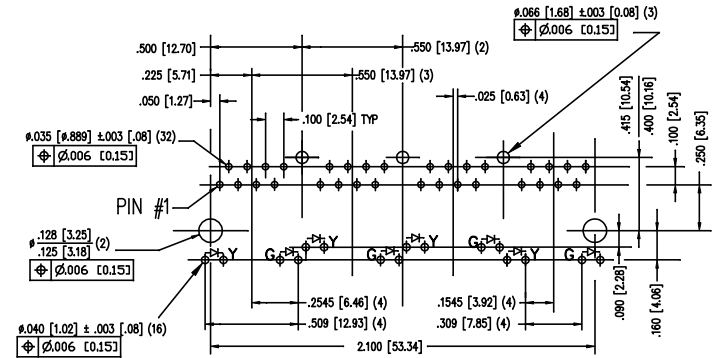
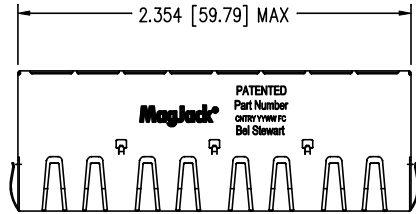


NOTES 1.0 PINS WITHOUT ELECTRICAL CONNECTION ARE OMITTED.

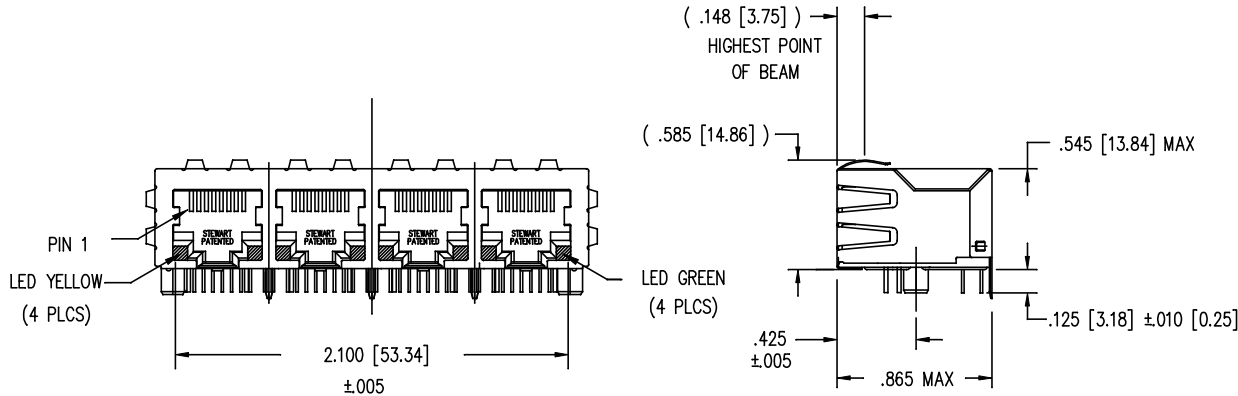
ORIGINATED BY Zeng Xiaochun	DATE 2011-12-08	TITLE MagJack®	PART NO. / DRAWING NO. SI-60198-F	STANDARD DIM. TOL. IN INCH	[] METRIC DIM. AS REFERENCE	bel COMPONENTS FOR A CONNECTED PLANET	
DRAWN BY Duan Jun	DATE 2011-12-08	10/100BT, SHIELDED	FILE NAME SI-60198-F.DWG	.X	UNIT : INCH [mm]		REV. : A0
		PATENTED		.XX	SCALE : N/A		SIZE : A4
				.XXX	±0.005		PAGE : 2

THE INFORMATION CONTAINED HEREIN IS CONSIDERED "PROPRIETARY" TO BEL FUSE INC. AND SHALL NOT BE COPIED, REPRODUCED OR DISCLOSED WITHOUT THE WRITTEN APPROVAL OF BEL FUSE INC.

RoHS



P.C.B. RECOMMENDED HOLE LAYOUT
SEEN FROM COMPONENT SIDE
ALL CENTERLINE DIMENSIONS ARE BASIC



LED SPECIFICATIONS			
STANDARD LED	FORWARD VOLTAGE (MAX)	* FORWARD VOLTAGE (TYP)	WAVELENGTH
YELLOW	2.5 V	2.1 V	590 nm
GREEN	2.6 V	2.25 V	555 nm

* WITH A FORWARD CURRENT OF 20 mA (TYP)

NOTES:

- CONNECTOR MATERIALS:
HOUSING: THERMOPLASTIC UL94 V-0
CONTACT/SHIELD: COPPER ALLOY
SHIELD PLATING: NICKEL OR TIN
CONTACT PLATING: 50 MICRO-INCH SELECTIVE HARD GOLD PLATING OR EQUIVALENT IN CONTACT AREA
- PIN NOT ELECTRICALLY CONNECTED MAYBE OMITTED. SEE ELECTRICAL DRAWING FOR OMITTED PINS.
- TOLERANCES COMPLY WITH F.C.C. DIMENSION REQUIREMENTS.
- ALL TOLERANCES NOT OTHERWISE SPECIFIED TO BE ±.005 [0.13]
- WAVE SOLDER COMPATIBLE -PREHEAT 125° C/90SECS.

ORIGINATED BY	DATE
Zeng Xiaochun	2011-12-08
DRAWN BY	DATE
Duan Jun	2011-12-08

TITLE	MagJack® 10/100BT, SHIELDED PATENTED
-------	---

PART NO. / DRAWING NO.	SI-60198-F
FILE NAME	SI-60198-F.DWG

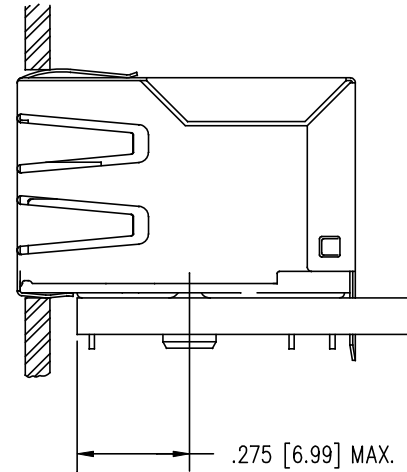
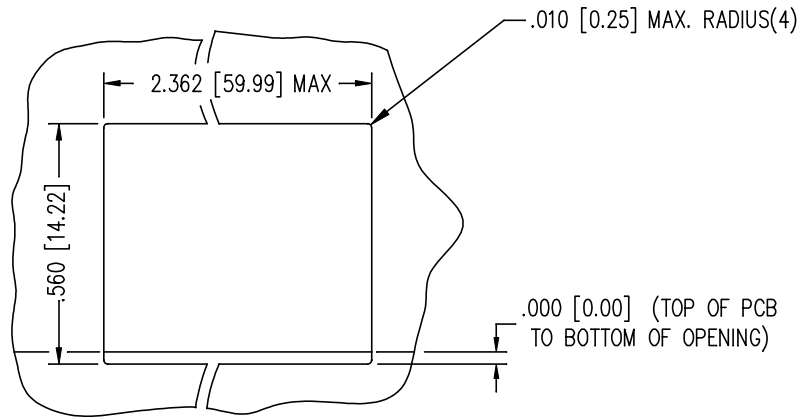
STANDARD DIM.	[] METRIC DIM. AS REFERENCE
TOL. IN INCH	UNIT : INCH [mm]
.X	REV. : A0
.XX	SCALE : N/A
.XXX	SIZE : A4
±0.005	PAGE : 3

UNIT : INCH [mm]	REV. : A0
SCALE : N/A	SIZE : A4
PAGE : 3	



THE INFORMATION CONTAINED HEREIN IS CONSIDERED "PROPRIETARY" TO BEL FUSE INC. AND SHALL NOT BE COPIED, REPRODUCED OR DISCLOSED WITHOUT THE WRITTEN APPROVAL OF BEL FUSE INC.

RoHS



NOTES:

1. THE SUGGESTED PANEL OPENING IS INTENDED TO GIVE USER THE ABILITY TO HAVE REASONABLE JACK/PANEL CLEARANCES, YET MAINTAIN GROUNDING CAPABILITY. THESE VARIABLES CAN BE ADJUSTED IN EITHER DIRECTION BUT MAY CARRY SOME CONSEQUENCES IN THE FORM OF LOWER MATING FORCES OR TIGHTER ASSEMBLY TOLERANCES.
2. ALL TOLERANCES NOT OTHERWISE SPECIFIED TO BE ± 0.005 [0.13]

ORIGINATED BY	DATE	TITLE	PART NO. / DRAWING NO.	STANDARD DIM. TOL. IN INCH	[] METRIC DIM. AS REFERENCE	
Zeng Xiaochun	2011-12-08	MagJack® 10/100BT, SHIELDED PATENTED	SI-60198-F	.X	UNIT : INCH [mm]	REV. : A0
DRAWN BY	DATE		FILE NAME	.XX	SCALE : N/A	SIZE : A4
Duan Jun	2011-12-08		SI-60198-F.DWG	.XXX		PAGE : 4
				±0.005		

