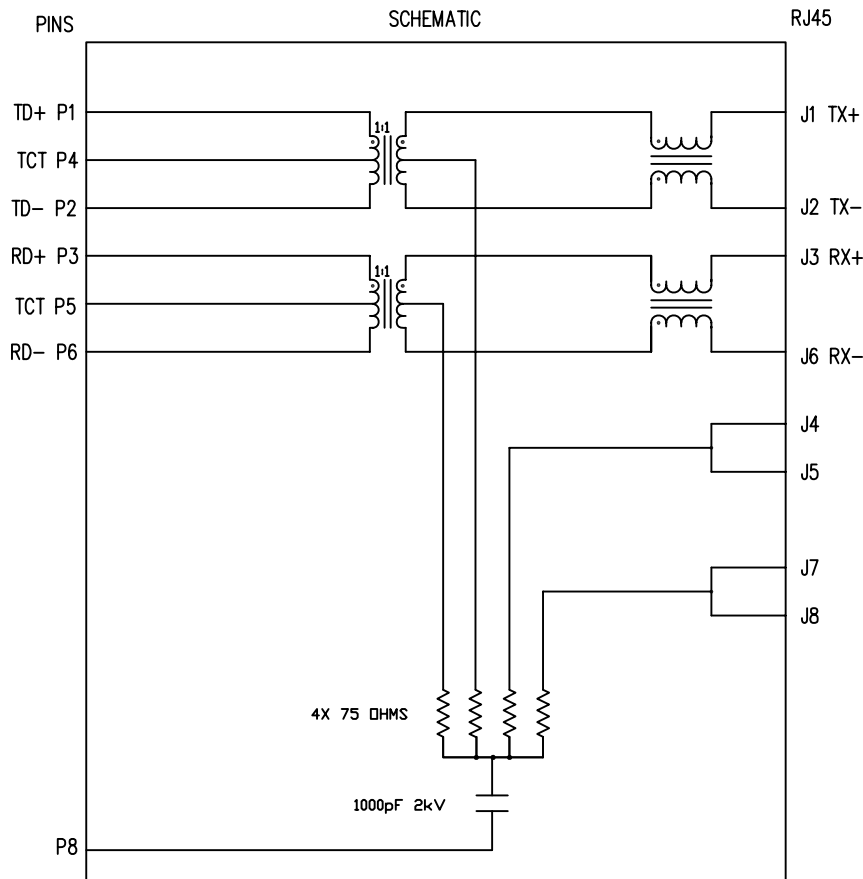


THE INFORMATION CONTAINED HEREIN IS CONSIDERED "PROPRIETARY" TO BEL FUSE INC. AND SHALL NOT BE COPIED, REPRODUCED OR DISCLOSED WITHOUT THE WRITTEN APPROVAL OF BEL FUSE INC.



ELECTRICAL CHARACTERISTICS @ 25°C

- 1.0 TURNS RATIO: (P3-P5-P6) : (J3-J6) : 1CT : 1CT± 3%  
(P1-P4-P2) : (J1-J2) : 1CT : 1CT ± 3%
  - 2.0 INDUCTANCE: (P1-P2) : 350uH MIN. @ 0.1V, 100KHz, 8mA DC Bias  
(P3-P6) : 350uH MIN. @ 0.1V, 100KHz, 8mA DC Bias
  - 3.0 LEAKAGE INDUCTANCE: P6-P3 (WITH J6 AND J3 SHORT) : 0.3 MAX. @ 1MHz  
P2-P1 (WITH J2 AND J1 SHORT) : 0.3 MAX. @ 1MHz
  - 4.0 INTERWINDING CAPACITANCE: (P6,P5,P3) TO (J6,J3) : 30pf MAX @ 1MHz  
(P2,P4,P1) TO (J2,J1) : 30pf MAX. @ 1MHz
  - 5.0 DC RESISTANCE: (J6-J3)=(J2-J1) : 1.2 ohms Max.
- RECEIVE
- 6.0 RETURN LOSS: (P6-P4)=100 OHMS AND (P1-P2)=100 OHM REF.  
1MHz TO 30MHz : 18dB MIN.  
60MHz TO 80MHz : 12dB MIN.
- NOTE: 100 OHMS CONNECTED TO (J2-J1) OR (J6-J3).
- 7.0 DIELECTRIC WITHSTAND: (J1, J2) TO (P1, P2) : 1500 Vrms  
(J3, J6) TO (P3, P6) : 1500 Vrms
  - 8.0 INSERTION LOSS: RS=RL=100 ohms  
100KHz TO 100MHz : 1.1 dB TYP
  - 9.0 RISE TIME: RS=100 OHMS AND RL = 100 OHMS  
OUTPUT VOLTAGE = 1 V peak : 3.0 nS MAX  
PULSE WIDTH= 112nS : 3.0 nS MAX
  - 10.0 CROSS TALK: 1MHz TO 100MHz : 40 dB TYP
  - 11.0 COMMON TO COMMON MODE ATTENUATION: 30MHz TO 100MHz : 35dB TYP
  - 12.0 OPERATING TEMPERATURE : 0°C TO 70°C

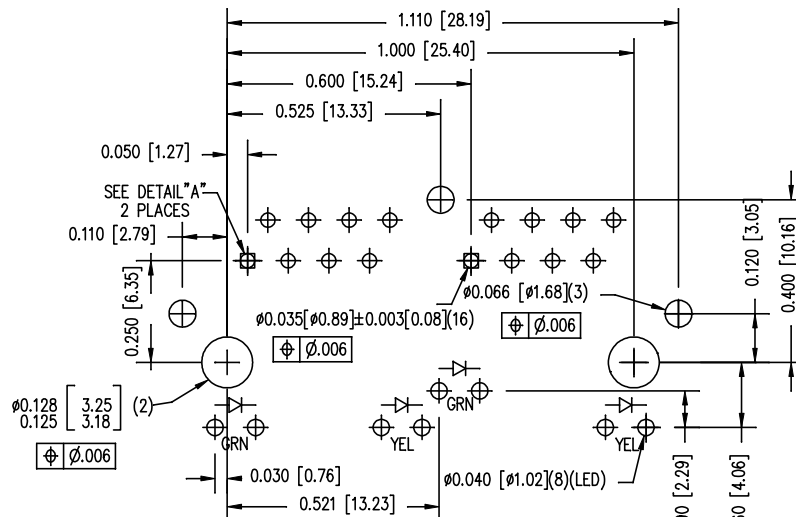
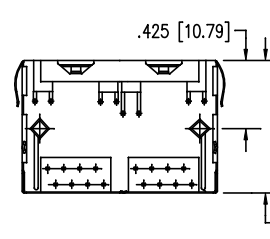
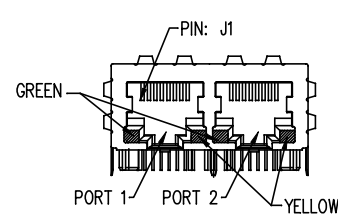
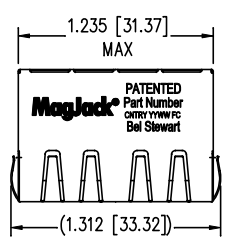
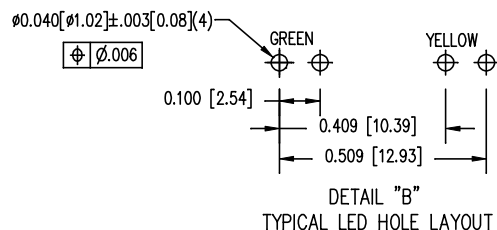


NOTES

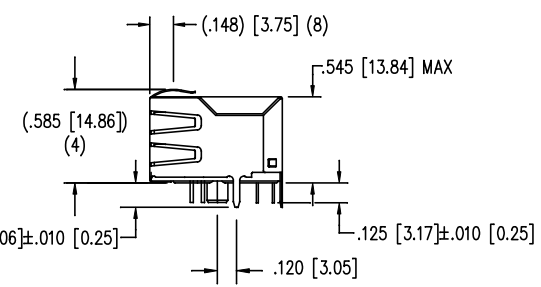
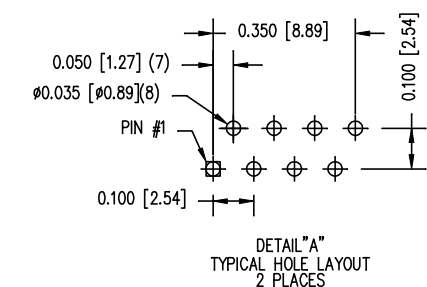
- 1.0 PINS WITHOUT ELECTRICAL CONNECTION ARE OMITTED.

ORIGINATED BY <b>X.B Wei</b>	DATE <b>05-24-10</b>	TITLE <b>MagJack® 10/100BT TAB DOWN, SHIELDED PATENTED</b>	PART NO. / DRAWING NO. <b>SI-60159-F</b>	STANDARD DIM. TOL. IN INCH	[ ] METRIC DIM. AS REFERENCE	<b>bel</b> <small>COMPONENTS FOR A CONNECTED PLANET</small>
DRAWN BY <b>RS Zhang</b>	DATE <b>05-24-10</b>	FILE NAME <b>SI-60159-F.DWG</b>	.X	UNIT : INCH [mm]	REV. : A2	
			.XX	SCALE : N/A	SIZE : A4	
			.XXX	±0.005	PAGE : 2	

THE INFORMATION CONTAINED HEREIN IS CONSIDERED "PROPRIETARY" TO BEL FUSE INC. AND SHALL NOT BE COPIED, REPRODUCED OR DISCLOSED WITHOUT THE WRITTEN APPROVAL OF BEL FUSE INC.



P.C.B. RECOMMENDED HOLE LAYOUT  
SEEN FROM COMPONENT SIDE  
ALL CENTERLINE DIMENSIONS ARE BASIC.



LED SPECIFICATION			
STANDARD LED	WAVELENGTH	FORWARD V (MAX)	* (TYP)
GREEN	565 nm	2.5 V	2.2 V
YELLOW	590 nm	2.5 V	2.1 V

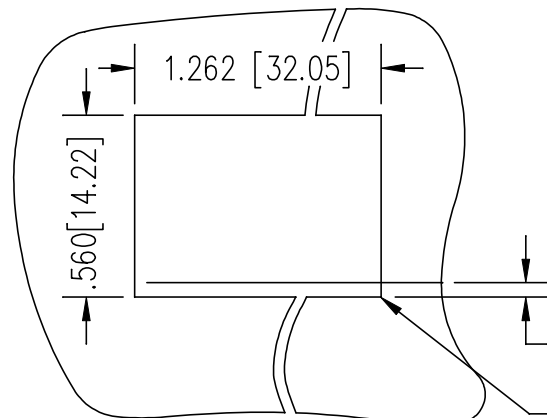
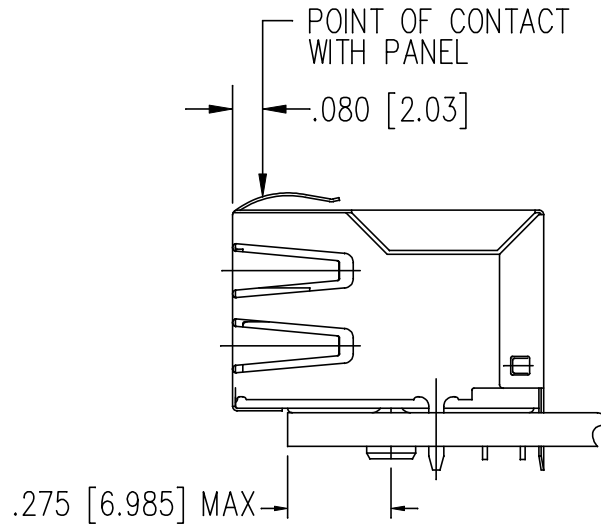
\*WITH A FORWARD CURRENT OF 20 mA (TYP)

- NOTES:
- CONNECTOR MATERIALS:  
HOUSING: THERMOPLASTIC UL94 V-0  
CONTACT/SHIELD: COPPER ALLOY  
SHIELD PLATING: NICKEL OR TIN  
CONTACT PLATING: SELECTIVE GOLD,  
50 MICRO-INCHES MIN. IN CONTACT AREA.
  - PIN NOT ELECTRICALLY CONNECTED MAYBE OMITTED.  
SEE ELECTRICAL DRAWING FOR OMITTED PINS.
  - TOLERANCES COMPLY WITH F.C.C. DIMENSION REQUIREMENTS.
  - ALL TOLERANCES NOT OTHERWISE SPECIFIED TO BE  $\pm 0.005 [0.13]$
  - WAVE SOLDER COMPATIBLE - PREHEAT 125°C/90SECS.

ORIGINATED BY X.B Wei	DATE 05-24-10	TITLE <b>MagJack®</b> 10/100BT TAB DOWN, SHIELDED PATENTED	PART NO. / DRAWING NO. SI-60159-F	STANDARD DIM. TOL. IN INCH .X .XX .XXX	[ ] METRIC DIM. AS REFERENCE UNIT : INCH [mm] SCALE : N/A 	REV. : A2 SIZE : A4 PAGE : 3	<b>bel</b> COMPONENTS FOR A CONNECTED PLANET
DRAWN BY RS Zhang	DATE 05-24-10		FILE NAME SI-60159-F.DWG	±0.005			

THE INFORMATION CONTAINED HEREIN IS CONSIDERED "PROPRIETARY" TO BEL FUSE INC. AND SHALL NOT BE COPIED, REPRODUCED OR DISCLOSED WITHOUT THE WRITTEN APPROVAL OF BEL FUSE INC.

RoHS  
2002/95/EC



1. THE SUGGESTED PANEL OPENING IS INTENDED TO GIVE THE USER THE ABILITY TO HAVE REASONABLE JACK / PANEL CLEARANCES YET MAINTAIN RELIABLE GROUNDING CAPABILITY.
2. ALL TOLERANCES NOT OTHERWISE SPECIFIED TO BE  $\pm 0.005$  [0.13]

.000 (TOP OF PCB TO BOTTOM OF OPENING)

.010 [.254] MAX. RADIUS(4)

SUGGESTED PANEL OPENING

ORIGINATED BY	DATE	TITLE	PART NO. / DRAWING NO.	STANDARD DIM. TOL. IN INCH	[ ] METRIC DIM. AS REFERENCE	
X.B Wei	05-24-10	<b>MagJack®</b> 10/100BT TAB DOWN, SHIELDED PATENTED	SI-60159-F	.X	UNIT : INCH [mm]	REV. : A2
DRAWN BY	DATE		FILE NAME	.XX	SCALE : N/A	SIZE : A4
RS Zhang	05-24-10		SI-60159-F.DWG	.XXX	$\pm 0.005$	PAGE : 4

