

NOTES:

1.0 PINS NOT ELECTRICALLY CONNECTED ARE OMITTED.


ELECTRICAL SPECIFICATIONS:

1.0 INDUCTANCE: P1-J1=P2-J2 ; P4-J4=P5-J5 : 65 uH 0.01V, 10 KHz, nominal.

2.0 DC RESISTANCE: P1-J1 : .5 ohm MAX  
 P2-J2 : .5 ohm MAX  
 P4-J4 : .5 ohm MAX  
 P5-J5 : .5 ohm MAX

3.0 COMMON MODE:

FREQUENCY (MHz)	CMA (-dB)	
	TYPICAL	MIN
1	8	5
5	17	15
20	23	15
70	25	20
200	22	17
500	11	6



Bel Stewart Connector  
 11118 Susquehanna Trail, South  
 Glen Rock, Pa 17327-9199  
 717.234.7512



<http://www.stewartconnector.com>

THIS DRAWING AND THE SUBJECT MATTER SHOWN THEREON ARE CONFIDENTIAL AND PROPERTY OF BEL STEWART CONNECTOR AND SHALL NOT BE REPRODUCED, COPIED, OR USED IN ANY MANNER WITHOUT PRIOR WRITTEN CONTENT OF BEL STEWART CONNECTOR. THE SUBJECT MATTER MAY BE PATENTED OR A PATENT MAY BE PENDING.

SHEET 1 OF 2

DRAWING NO. SI-60146-F


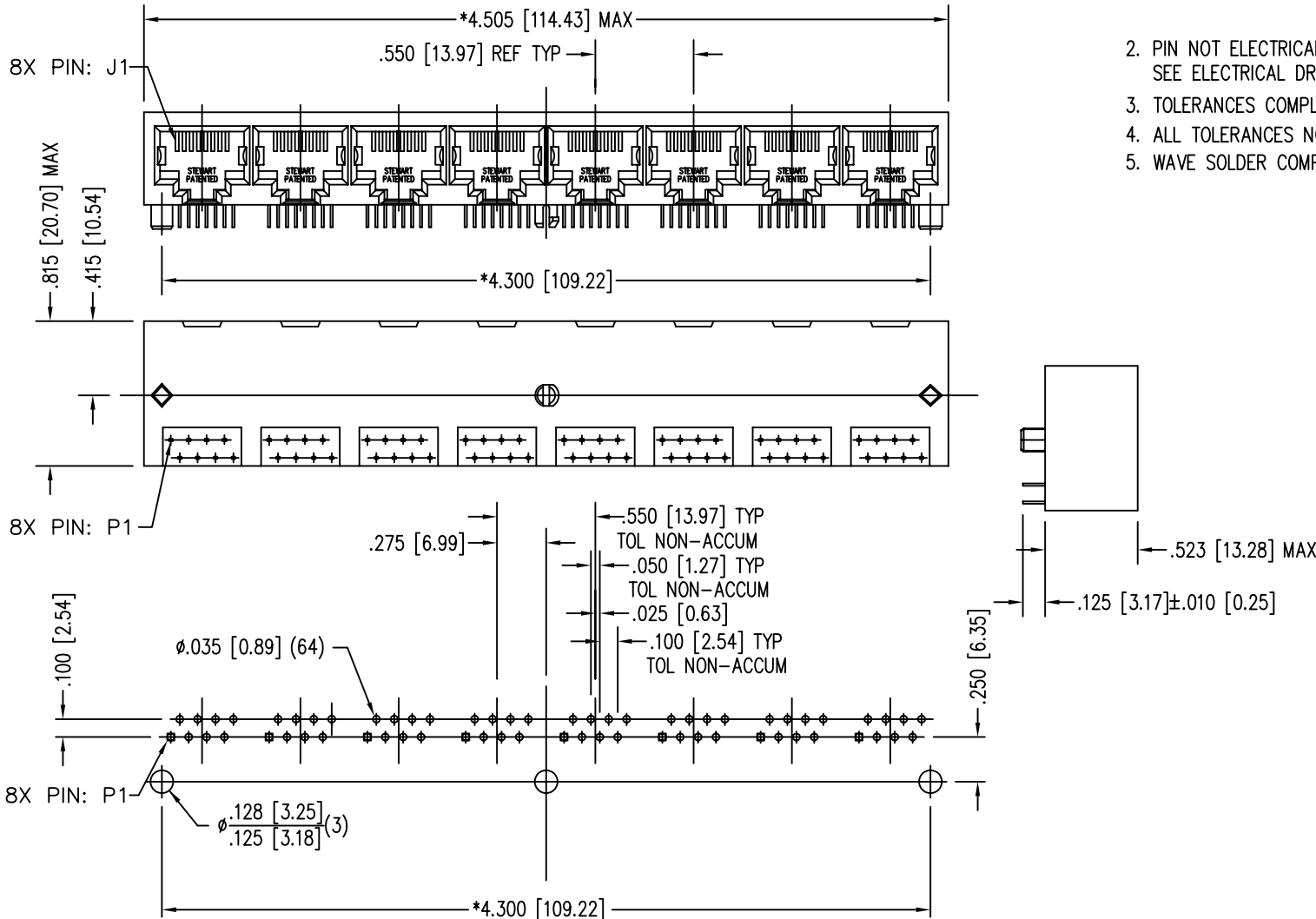
REV. 13

# MagJack®

Part Number  
CNTRY YYWWFC  
Bel Stewart

### NOTES:

- CONNECTOR MATERIALS:  
HOUSING: THERMOPLASTIC UL94 V-0  
CONTACT/SHIELD: COPPER ALLOY  
SHIELD PLATING: NICKEL OR TIN  
CONTACT PLATING: SELECTIVE GOLD,  
50 MICRO-INCHES MIN. IN CONTACT AREA.
- PIN NOT ELECTRICALLY CONNECTED MAYBE OMITTED.  
SEE ELECTRICAL DRAWING FOR OMITTED PINS.
- TOLERANCES COMPLY WITH F.C.C. DIMENSION REQUIREMENTS.
- ALL TOLERANCES NOT OTHERWISE SPECIFIED TO BE  $\pm 0.005$  [0.13]
- WAVE SOLDER COMPATIBLE - PREHEAT 125°C/90SECS.



Bel Stewart Connector

11118 Susquehanna Trail, South  
Glen Rock, Pa 17327-9199  
717.234.7512

# MagJack®

<http://www.stewartconnector.com>

SHEET  
2 OF 2

DRAWING NO. SI-60146-F REV. 06

THIS DRAWING AND THE SUBJECT MATTER SHOWN THEREON ARE CONFIDENTIAL AND PROPERTY OF BEL STEWART CONNECTOR AND SHALL NOT BE REPRODUCED, COPIED, OR USED IN ANY MANNER WITHOUT PRIOR WRITTEN CONTENT OF BEL STEWART CONNECTOR. THE SUBJECT MATTER MAY BE PATENTED OR A PATENT MAY BE PENDING.