

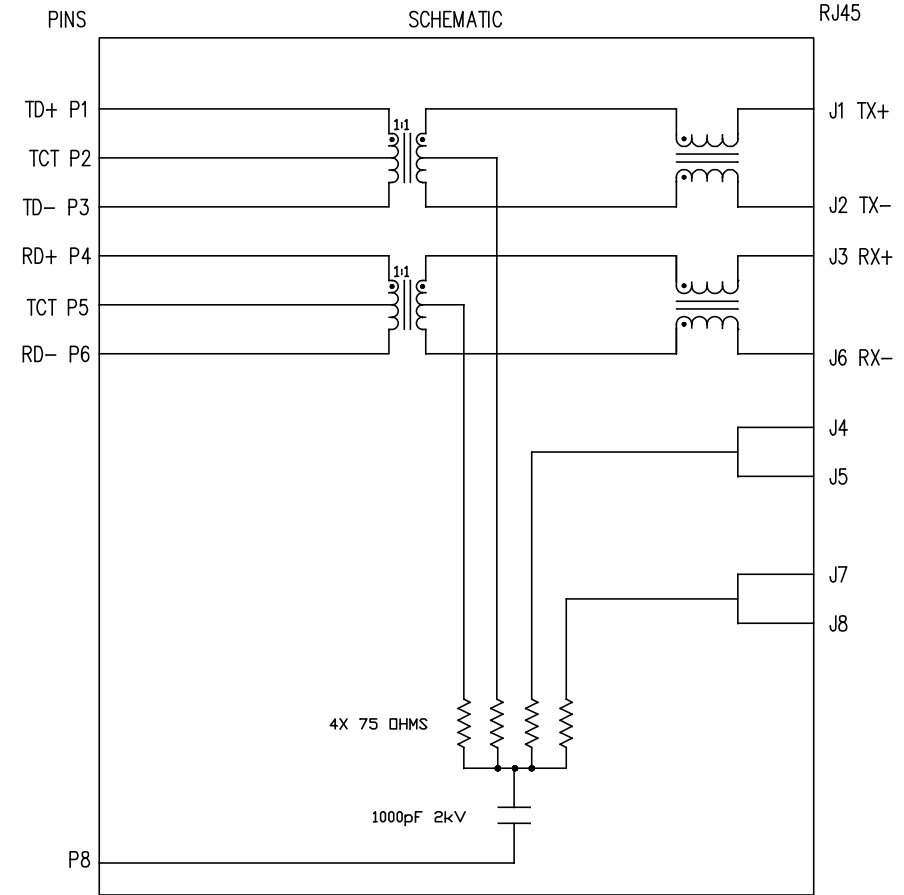
THE INFORMATION CONTAINED HEREIN IS CONSIDERED "PROPRIETARY" TO BEL FUSE INC. AND SHALL NOT BE COPIED, REPRODUCED OR DISCLOSED WITHOUT THE WRITTEN APPROVAL OF BEL FUSE INC.

RoHS



ELECTRICAL CHARACTERISTICS @ 25°C

- OPERATING TEMPERATURE RANGE:** : 0°C TO +70°C
- 1.0 TURNS RATIO(P1-P2-P3) : (J1-J2) : 1CT : 1 ± 3%
(P4-P5-P6) : (J3-J6) : 1CT : 1 ± 3%
- 2.0 INDUCTANCE:(P6-P4) : 350uH MIN. @ 0.1V,100KHz, 8mA DC Bias
(P3-P1) : 350uH MIN. @ 0.1V, 100KHz, 8mA DC Bias
- 3.0 LEAKAGE INDUCTANCE:P6-P4 (WITH J6 AND J3 SHORT) : 0.3uH MAX. @ 1MHz
P3-P1 (WITH J2 AND J1 SHORT) : 0.3uH MAX. @ 1MHz
- 4.0 INTERWINDING CAPACITANCE(P6,P5,P4) TO (J6,J3) : 30pF TYP @ 1MHz
(P3,P2,P1) TO (J2,J1) : 30pF TYP @ 1MHz
- 5.0 DC RESISTANCE:(J6-J3)=(J1-J2) : 1.5 ohms Max.
(P6-P4) : 0.7 ohms Max.
(P3-P1) : 0.7 ohms Max.
- RECEIVE
- 6.0 RETURN LOSS:1MHz TO 30MHz : 18dB MIN.
60MHz TO 80MHz : 12dB MIN.
- 7.0 DIELECTRIC WITHSTAND:(J1, J2) TO (P1, P2) : 1500 Vrms
(J3, J6) TO (P3, P6) : 1500 Vrms
- 8.0 INSERTION LOSS: RS=RL=100 ohms : 1.1 dB TYP
100KHz TO 100MHz
- 9.0 RISE TIME:RS=100 OHMS AND RL = 100 OHMS : 3.0 nS MAX
OUTPUT VOLTAGE = 1 V peak : 3.0 nS MAX
PULSE WIDTH= 112nS
- 10.0CROSS TALK:1MHz TO 100MHz : 40 dB TYP
- 11.0COMMON TO COMMON MODE ATTENUATION:1MHz TO 100MHz : 35dB TYP



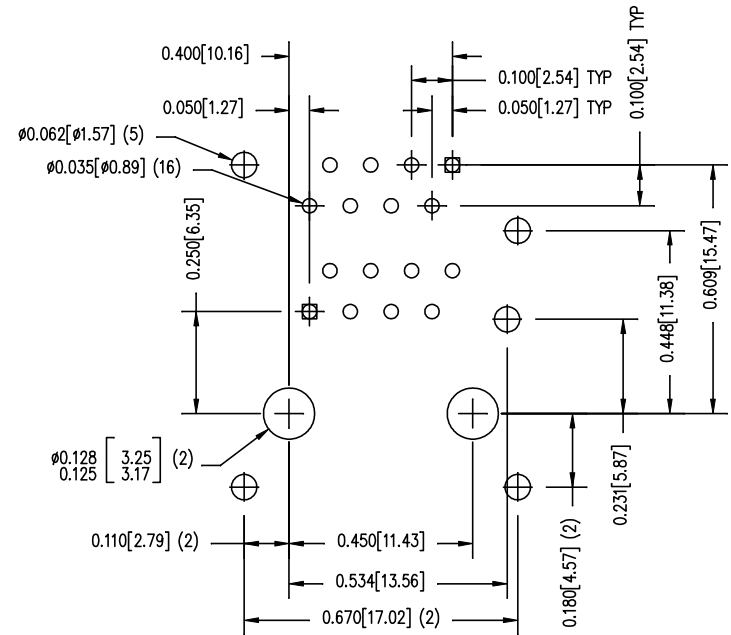
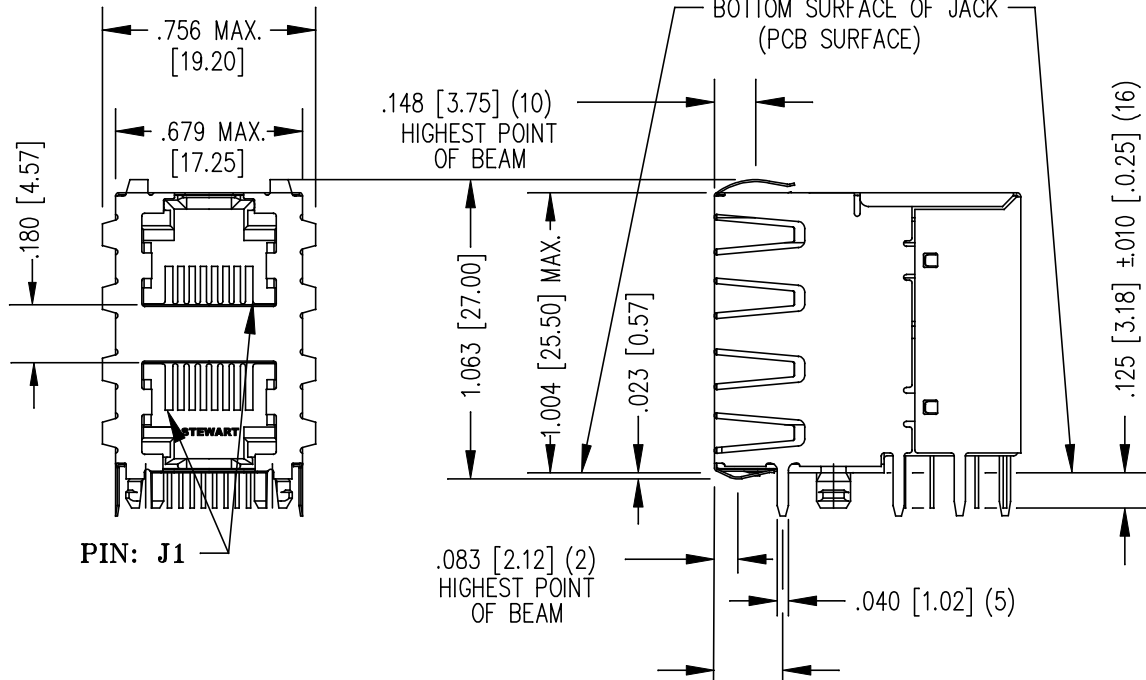
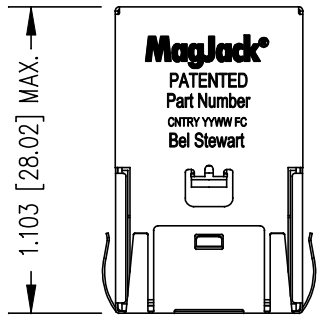
NOTES

1.0 PINS WITHOUT ELECTRICAL CONNECTION ARE OMITTED.

ORIGINATED BY	DATE	TITLE	PART NO. / DRAWING NO.	STANDARD DIM.	[] METRIC DIM. AS REFERENCE		 bel COMPONENTS OR A CONNECTED PLANET
Zeng Xiao Chun	2011-08-18	 MagJack® 10/100BT STACK JACK, SHIELDED PATENTED	SI-30161-F	TOL. IN INCH	UNIT : INCH [mm]	REV. : A0	
DRAWN BY	DATE		FILE NAME	.X	SCALE : N/A	SIZE : A4	
Zhang Ru Sheng	2011-08-18		SI-30161-F.DWG	.XX	±0.005	PAGE : 2	
					.XXX		

THE INFORMATION CONTAINED HEREIN IS CONSIDERED "PROPRIETARY" TO BEL FUSE INC. AND SHALL NOT BE COPIED, REPRODUCED OR DISCLOSED WITHOUT THE WRITTEN APPROVAL OF BEL FUSE INC.

RoHS



P.C.B. RECOMMENDED HOLE LAYOUT
SEEN FROM COMPONENT SIDE
ALL CENTERLINE DIMENSIONS ARE BASIC

NOTES:

- CONNECTOR MATERIALS:
HOUSING: THERMOPLASTIC UL94 V-0
CONTACT/SHIELD: COPPER ALLOY
SHIELD PLATING: NICKEL OR TIN
CONTACT PLATING: SELECTIVE GOLD,
50 MICRO-INCHES MIN. IN CONTACT AREA.
- PIN NOT ELECTRICALLY CONNECTED MAYBE OMITTED.
SEE ELECTRICAL DRAWING FOR OMITTED PINS.
- TOLERANCES COMPLY WITH F.C.C. DIMENSION REQUIREMENTS.
- ALL TOLERANCES NOT OTHERWISE SPECIFIED TO BE ±.005 [0.13]
- WAVE SOLDER COMPATIBLE - PREHEAT 125° C/90SECS.

ORIGINATED BY	DATE
Zeng Xiao Chun	2011-08-18
DRAWN BY	DATE
Zhang Ru Sheng	2011-08-18

TITLE
MagJack®
10/100BT
STACK JACK, SHIELDED
PATENTED

PART NO. / DRAWING NO.
SI-30161-F
FILE NAME
SI-30161-F.DWG

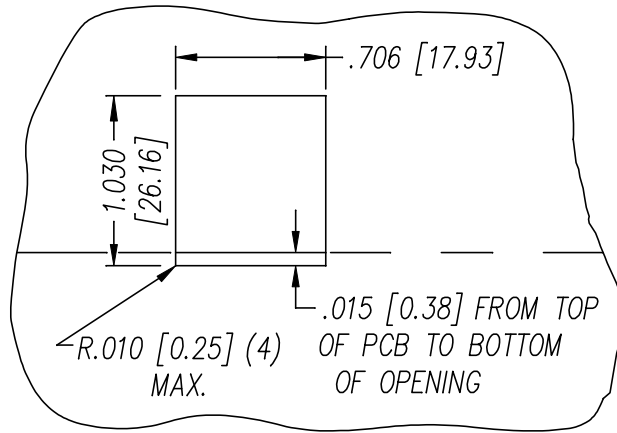
STANDARD DIM.	[] METRIC DIM. AS REFERENCE
TOL. IN INCH	UNIT : INCH [mm]
.X	REV. : A0
.XX	SCALE : N/A
.XXX	SIZE : A4
±0.005	PAGE : 3

[] METRIC DIM. AS REFERENCE
UNIT : INCH [mm]
SCALE : N/A
SIZE : A4
PAGE : 3

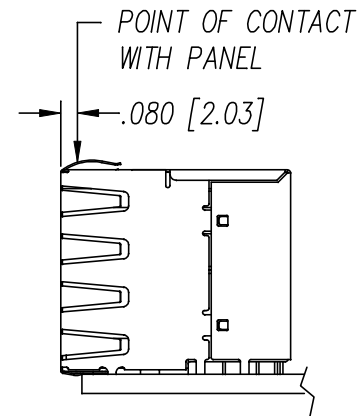


THE INFORMATION CONTAINED HEREIN IS CONSIDERED "PROPRIETARY" TO BEL FUSE INC. AND SHALL NOT BE COPIED, REPRODUCED OR DISCLOSED WITHOUT THE WRITTEN APPROVAL OF BEL FUSE INC.

RoHS



SUGGESTED PANEL OPENING
(N.T.S.)



1. THE SUGGESTED PANEL OPENING IS INTENDED TO GIVE THE USER THE ABILITY TO HAVE REASONABLE JACK / PANEL CLEARANCES YET MAINTAIN RELIABLE GROUNDING CAPABILITY.
2. ALL TOLERANCES NOT OTHERWISE SPECIFIED TO BE ± 0.005 [0.13]

ORIGINATED BY	DATE	TITLE	PART NO. / DRAWING NO.	STANDARD DIM.	[] METRIC DIM. AS REFERENCE	
Zeng Xiao Chun	2011-08-18	MagJack® 10/100BT STACK JACK, SHIELDED PATENTED	SI-30161-F	TOL. IN INCH	UNIT : INCH [mm]	REV. : A0
DRAWN BY	DATE		FILE NAME	.X	SCALE : N/A	SIZE : A4
Zhang Ru Sheng	2011-08-18		SI-30161-F.DWG	.XX		
				.XXX	± 0.005	

