




HD160

160 Watt High Density Power Supply

Up to 160 Watts in only
51 x 102 x 27.5mm
(2 x 4 x 1.08")

Leading Power
Density of >18W/in³

- 160W output power
- High efficiency up to 90%
- Industry standard 51 x 102mm (2 x 4") footprint
- ITE & Medical Safety Approvals
- Low profile / 1U height of only 27.5mm (1.08")
- Class B Emissions
- Leading Power Density >18W/in³
- RoHS compliant 



200 LFM Airflow Ratings


Model	Output Power	V1 Output	V2 Output
HD160-105	112W	+5V @ 20A	+12V @ 1A
HD160-112	160W	12V @ 13.3A	+12V @ 1A
HD160-124	160W	24V @ 6.66A	+12V @ 1A
HD160-148	160W	48V @ 3.33A	+12V @ 1A



HD365

250 – 365 Watt High Density Power Supply

Up to 365 Watts in only
76.2 x 127 x 33mm
(3 x 5 x 1.30")

Leading Power
Density of >18W/in³

- 365W output power
- High efficiency up to 90%
- Industry standard 76 x 127mm (3 x 5") Footprint
- ITE & Medical Safety Approvals
- Low Profile / 1U Height of only 33mm (1.30")
- Class B Emissions
- Leading Power Density >18W/in³
- RoHS compliant 



200 LFM Airflow Ratings

Model	Output Power	V1 Output	V2 Output
HD365-105	250W	5V @ 50A	12V @ 1A
HD365-112	365W	12V @ 30.4A	12V @ 1A
HD365-124	365W	24V @ 15.2A	12V @ 1A
HD365-148	365W	48V @ 7.6A	12V @ 1A