


Features:

- WW on ceramic provides high SRFs
- Robust termination for outstanding mechanical strength
- Ultra compact inductors provide exceptional Q values
- Low profile, high current are available
- Tight tolerances of $\pm 2\%$ available
- Contact factory for inductance values outside those listed in the datasheet



Applications:

RF Products

- Cellular phones (CDMA/GSM/PHS)
- Wireless PDA
- GPS receiver
- Cordless phones (DECT/CT1CT2)
- Remote controls, security systems
- Wireless PDA
- WLL, Wireless lan/mouse/keyboard

Broad Band Apps

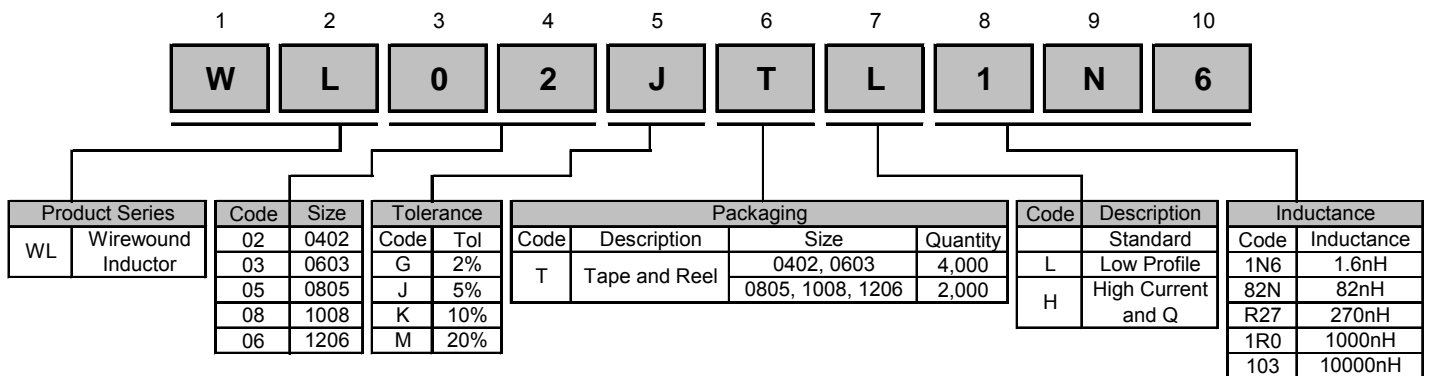
- CATV filter, tuner
- Cable modem / XDSL tuner

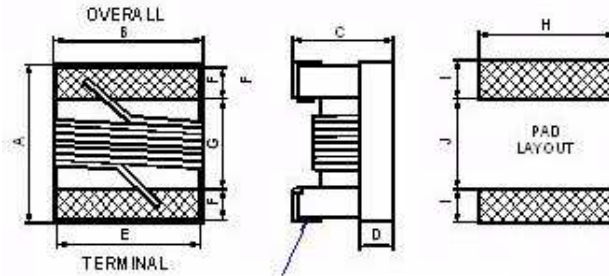
IT Applications

- USB 2.0
- IEEE 1394

Inductance and Current Ranges		
Type	Inductance (nH)	Current Range (mA)
WL02	1.0 ~ 68	1360 ~ 100
WL03	1.6 ~ 470	2400 ~ 80
WL05	2.5 ~ 43	1600 ~ 500
WL08	3.0 ~ 15000	1600 ~ 120
WL06	6.8 ~ 1200	1000 ~ 300

How to Order





TERMINAL WRAPAROUND:
Approx. 0.007" / 0.18mm both ends

Mechanical Specification - Standard											
Type / Code	A Max	B Max	C Max	D Ref	E	F	G	H	I	J	Unit
WL0402	0.05	0.03	0.024	0.006	0.02	0.009	0.022	0.026	0.02	0.018	inches
	1.27	0.76	0.61	0.15	0.51	0.23	0.56	0.66	0.5	0.46	mm
WL0603	0.071	0.044	0.04	0.015	0.03	0.013	0.034	0.04	0.025	0.025	inches
	1.8	1.12	1.02	0.38	0.76	0.33	0.86	1.02	0.64	0.64	mm
WL0805	0.09	0.068	0.06	0.02	0.05	0.017	0.04	0.07	0.04	0.03	inches
	2.29	1.73	1.52	0.51	1.27	0.44	1.02	1.78	1.02	0.76	mm
WL1008	0.115	0.11	0.08	0.026	0.08	0.02	0.06	0.1	0.04	0.05	inches
	2.92	2.79	2.03	0.65	2.03	0.51	1.52	2.54	1.02	1.27	mm
WL1206	0.14	0.085	0.06	0.02	0.047	0.02	0.087	0.076	0.04	0.07	inches
	3.56	2.16	1.52	0.5	1.2	0.5	2.2	1.93	1.02	1.78	mm

Mechanical Specification – Low Profile											
Type / Code	A Max	B Max	C Max	D Ref	E	F	G	H	I	J	Unit
WL0805	0.09	0.068	0.041	0.02	0.05	0.017	0.04	0.07	0.04	0.03	inches
	2.29	1.73	1.03	0.51	1.27	0.44	1.02	1.78	1.02	0.76	mm
WL1008	0.115	0.11	0.055	0.026	0.08	0.02	0.06	0.1	0.04	0.05	inches
	2.92	2.79	1.4	0.65	2.03	0.51	1.52	2.54	1.02	1.27	mm

Mechanical Specification – High Current / High Q											
Type / Code	A Max	B Max	C Max	D Ref	E	F	G	H	I	J	Unit
WL0603	0.071	0.044	0.04	0.015	0.03	0.013	0.034	0.04	0.025	0.025	inches
	1.8	1.12	1.02	0.38	0.76	0.33	0.86	1.02	0.64	0.64	mm
WL0805	0.09	0.068	0.06	0.02	0.05	0.017	0.04	0.07	0.04	0.03	inches
	2.29	1.73	1.52	0.51	1.27	0.44	1.02	1.78	1.02	0.76	mm
WL1008	0.115	0.11	0.08	0.026	0.08	0.02	0.06	0.1	0.04	0.05	inches
	2.92	2.79	2.03	0.65	2.03	0.51	1.52	2.54	1.02	1.27	mm

Electrical Specification – WL02 Standard

Type / Code	L (nH)	Q Factor Min	Tolerance (%)	SRF (GHz)	DCR (Ω) Max	I DC (mA) Max	900 MHz		1.7GHz	
							L	Q	L	Q
WL02- T1N0	1 @ 250MHz	16	10	12.70	0.045	1360	1.02	77	1.02	69
WL02- T1N9	1.9 @ 250MHz	16	5, 10	11.30	0.070	1040	1.72	68	1.74	82
WL02- T2N0	2 @ 250MHz	16	5, 10	11.10	0.070	1040	1.93	54	1.93	75
WL02- T2N2	2.2 @ 250MHz	19	5, 10	10.80	0.070	960	2.19	59	2.23	100
WL02- T2N4	2.4 @ 250MHz	15	5, 10	10.50	0.070	790	2.24	51	2.27	68
WL02- T2N7	2.7 @ 250MHz	16	5, 10	10.40	0.120	640	2.23	42	2.25	61
WL02- T3N3	3.3 @ 250MHz	19	2, 5, 10	7.00	0.066	840	3.10	65	3.12	87
WL02- T3N6	3.6 @ 250MHz	19	2, 5, 10	6.80	0.066	840	3.56	45	3.62	71
WL02- T3N9	3.9 @ 250MHz	19	2, 5, 10	5.80	0.066	840	3.89	50	4.00	75
WL02- T4N3	4.3 @ 250MHz	18	2, 5, 10	6.00	0.091	700	4.19	47	4.30	71
WL02- T4N7	4.7 @ 250MHz	15	2, 5, 10	4.70	0.130	640	4.55	48	4.68	68
WL02- T5N1	5.1 @ 250MHz	20	2, 5, 10	4.80	0.083	800	5.15	56	5.25	82
WL02- T5N6	5.6 @ 250MHz	20	2, 5, 10	4.80	0.083	760	5.16	54	5.28	81
WL02- T6N2	6.2 @ 250MHz	20	2, 5, 10	4.80	0.083	760	6.16	52	6.37	76
WL02- T6N8	6.8 @ 250MHz	20	2, 5, 10	4.80	0.083	680	6.56	63	6.93	78
WL02- T7N5	7.5 @ 250MHz	22	2, 5, 10	4.80	0.104	680	7.91	60	8.22	88
WL02- T8N2	8.2 @ 250MHz	22	2, 5, 10	4.40	0.104	680	8.50	57	8.85	84
WL02- T8N7	8.7 @ 250MHz	18	2, 5, 10	4.10	0.200	480	8.78	54	9.21	73
WL02- T9N0	9 @ 250MHz	22	2, 5, 10	4.16	0.104	680	9.07	62	9.53	78
WL02- T9N5	9.5 @ 250MHz	18	2, 5, 10	4.00	0.200	480	9.42	54	9.98	69
WL02- T10N	10 @ 250MHz	21	2, 5, 10	3.90	0.195	480	9.80	50	10.10	67
WL02- T11N	11 @ 250MHz	24	2, 5, 10	3.68	0.120	640	10.70	52	11.20	78
WL02- T12N	12 @ 250MHz	24	2, 5, 10	3.60	0.120	640	11.90	53	12.70	71
WL02- T13N	13 @ 250MHz	24	2, 5, 10	3.45	0.210	440	13.40	51	14.60	57
WL02- T15N	15 @ 250MHz	24	2, 5, 10	3.28	0.172	560	14.60	55	15.50	77
WL02- T16N	16 @ 250MHz	24	2, 5, 10	3.10	0.220	560	16.60	46	18.80	47
WL02- T18N	18 @ 250MHz	24	2, 5, 10	3.10	0.230	420	18.30	57	20.30	62
WL02- T19N	19 @ 250MHz	24	2, 5, 10	3.04	0.202	480	19.10	50	21.10	67
WL02- T20N	20 @ 250MHz	25	2, 5, 10	3.00	0.250	420	20.70	52	23.70	53
WL02- T22N	22 @ 250MHz	25	2, 5, 10	2.80	0.300	400	23.20	53	26.80	53
WL02- T23N	23 @ 250MHz	22	2, 5, 10	2.72	0.300	400	23.80	49	26.90	64
WL02- T24N	24 @ 250MHz	25	2, 5, 10	2.70	0.300	400	25.10	51	29.50	50
WL02- T27N	27 @ 250MHz	24	2, 5, 10	2.48	0.300	400	28.70	49	33.50	63
WL02- T30N	30 @ 250MHz	25	2, 5, 10	2.35	0.350	400	31.10	46	38.50	39
WL02- T33N	33 @ 250MHz	24	2, 5, 10	2.35	0.350	400	34.90	31	41.70	32
WL02- T36N	36 @ 250MHz	24	2, 5, 10	2.32	0.440	320	39.50	44	48.40	53
WL02- T39N	39 @ 250MHz	25	2, 5, 10	2.10	0.550	200	41.70	47	50.20	45
WL02- T40N	40 @ 250MHz	24	2, 5, 10	2.24	0.500	320	39.00	44	47.40	33
WL02- T43N	43 @ 250MHz	25	2, 5, 10	2.03	0.810	100	45.80	46	61.60	34
WL02- T47N	47 @ 250MHz	20	2, 5, 10	2.10	0.830	150	50.00	38	55.80	37
WL02- T51N	51 @ 250MHz	25	2, 5, 10	1.75	0.820	100	50.40	47	59.40	37
WL02- T56N	56 @ 250MHz	22	2, 5, 10	1.76	0.970	100	57.40	49	72.40	40
WL02- T68N	68 @ 250MHz	22	2, 5, 10	1.62	1.120	100	69.60	45	83.40	38

Electrical Specification – WL03 Standard										
Type / Code	L (nH)	Q Factor Min	Tolerance (%)	SRF (GHz)	DCR (Ω) Max	I DC (mA) Max	900 MHz		1.7GHz	
							L	Q	L	Q
WL03- T1N6	1.6 @ 250MHz	24	5, 10	12.50	0.030	700	1.53	35	1.58	55
WL03- T1N8	1.8 @ 250MHz	16	5, 10	12.50	0.045	700	1.63	35	1.66	50
WL03- T2N2	2.2 @ 250MHz	20	5, 10	6.00	0.100	700	2.18	41	2.2	64
WL03- T2N3	2.3 @ 250MHz	16	5, 10	>4.00	0.140	700	2.32	32	2.35	40
WL03- T3N3	3.3 @ 250MHz	22	2, 5, 10	>6.00	0.080	700	3.35	47	3.4	65
WL03- T3N6	3.6 @ 250MHz	22	2, 5, 10	5.80	0.063	700	3.53	49	3.58	65
WL03- T3N9	3.9 @ 250MHz	22	2, 5, 10	>6.00	0.080	700	3.95	49	3.96	67
WL03- T4N3	4.3 @ 250MHz	22	2, 5, 10	5.80	0.063	700	4.32	49	4.43	67
WL03- T4N5	4.5 @ 250MHz	20	2, 5, 10	5.80	0.120	700	4.74	55	4.87	92
WL03- T4N7	4.7 @ 250MHz	20	2, 5, 10	5.80	0.120	700	4.65	53	4.8	67
WL03- T5N1	5.1 @ 250MHz	20	2, 5, 10	5.80	0.160	700	5.13	47	5.36	56
WL03- T5N6	5.6 @ 250MHz	20	2, 5, 10	5.80	0.170	700	5.53	56	5.86	77
WL03- T6N2	6.2 @ 250MHz	25	2, 5, 10	5.80	0.110	700	6.28	60	6.4	85
WL03- T6N3	6.3 @ 250MHz	25	2, 5, 10	5.80	0.110	700	6.67	41	6.86	61
WL03- T6N8	6.8 @ 250MHz	27	2, 5, 10	5.80	0.110	700	6.75	60	7.1	81
WL03- T7N5	7.5 @ 250MHz	28	2, 5, 10	4.80	0.106	700	7.70	60	7.82	65
WL03- T8N2	8.2 @ 250MHz	27	2, 5, 10	4.80	0.110	700	8.25	64	8.4	81
WL03- T8N7	8.7 @ 250MHz	28	2, 5, 10	4.60	0.109	700	8.86	62	9.32	58
WL03- T9N1	9.1 @ 250MHz	35	2, 5, 10	4.80	0.130	700	9.20	70	9.7	80
WL03- T9N5	9.5 @ 250MHz	28	2, 5, 10	5.40	0.135	700	9.70	59	9.92	61
WL03- T10N	10 @ 250MHz	31	2, 5, 10	4.80	0.130	700	10.00	66	10.6	83
WL03- T11N	11 @ 250MHz	31	2, 5, 10	4.00	0.086	700	11.30	53	12.1	56
WL03- T12N	12 @ 250MHz	35	2, 5, 10	4.00	0.130	700	12.30	72	13.5	83
WL03- T15N	15 @ 250MHz	35	2, 5, 10	4.00	0.170	700	15.40	64	16.8	89
WL03- T16N	16 @ 250MHz	35	2, 5, 10	3.30	0.110	700	16.50	55	18	52
WL03- T17N	17 @ 250MHz	35	2, 5, 10	3.20	0.170	700	17.60	56	19.4	44
WL03- T18N	18 @ 250MHz	35	2, 5, 10	3.10	0.170	700	18.70	70	21.4	69
WL03- T20N	20 @ 250MHz	40	2, 5, 10	3.00	0.190	700	20.70	80	23.5	30
WL03- T22N	22 @ 250MHz	38	2, 5, 10	3.00	0.190	700	22.80	73	26.1	71
WL03- T23N	23 @ 250MHz	38	2, 5, 10	2.85	0.190	700	24.10	71	28	71
WL03- T24N	24 @ 250MHz	36	2, 5, 10	2.80	0.130	700	25.70	45	30.9	40
WL03- T27N	27 @ 250MHz	40	2, 5, 10	2.80	0.220	600	29.20	74	34.6	65
WL03- T30N	30 @ 250MHz	37	2, 5, 10	2.80	0.150	600	31.40	47	39.8	28
WL03- T33N	33 @ 250MHz	40	2, 5, 10	2.30	0.220	600	36.00	67	49.5	42
WL03- T36N	36 @ 250MHz	37	2, 5, 10	2.30	0.250	600	39.10	47	48.9	24
WL03- T39N	39 @ 250MHz	40	2, 5, 10	2.20	0.250	600	42.70	60	60.2	40
WL03- T43N	43 @ 200MHz	38	2, 5, 10	2.00	0.280	600	46.90	44	60.3	21
WL03- T47N	47 @ 200MHz	38	2, 5, 10	2.00	0.280	600	52.20	62	77.2	35
WL03- T51N	51 @ 200MHz	35	2, 5, 10	1.90	0.280	600	55.50	69	82.2	34
WL03- T56N	56 @ 200MHz	38	2, 5, 10	1.90	0.310	600	62.50	56	97	26
WL03- T62N	62 @ 200MHz	37	2, 5, 10	1.80	0.340	600	68.00	40	110	10
WL03- T68N	68 @ 200MHz	37	2, 5, 10	1.70	0.340	600	80.50	54	168	21
WL03- T72N	72 @ 150MHz	34	2, 5, 10	1.70	0.490	400	82.00	53	135	20
WL03- T82N	82 @ 150MHz	34	2, 5, 10	1.70	0.540	400	96.20	54	177	21
WL03- T91N	91 @ 150MHz	30	2, 5, 10	1.70	0.500	400	110.00	50	416.4	6

Electrical Specification – WL03 Standard										
Type / Code	L (nH)	Q Factor Min	Tolerance (%)	SRF (GHz)	DCR (Ω) Max	I DC (mA) Max	900 MHz		1.7GHz	
							L	Q	L	Q
WL03- TR10	100 @ 150MHz	34	2, 5, 10	1.40	0.580	400	124.00	49	319.5	13
WL03- TR11	110 @ 150MHz	32	2, 5, 10	1.35	0.610	300	138.00	43	342.7	15
WL03- TR12	120 @ 150MHz	32	2, 5, 10	1.30	0.650	300	166.00	39	529.3	8
WL03- TR13	130 @ 150MHz	30	2, 5, 10	1.40	0.720	300	185.00	60	-	-
WL03- TR14	140 @ 100MHz	28	2, 5, 10	1.30	0.870	280	190.00	80	-	-
WL03- TR15	150 @ 100MHz	32	2, 5, 10	1.30	0.950	280	230.00	25	-	-
WL03- TR16	160 @ 100MHz	25	2, 5, 10	1.30	1.400	280	215.00	20	-	-
WL03- TR18	180 @ 100MHz	25	2, 5, 10	1.25	1.400	250	305.00	22	-	-
WL03- TR22	220 @ 100MHz	25	2, 5, 10	1.20	1.600	250	377.00	21	-	-
WL03- TR26	260 @ 100MHz	25	2, 5, 10	1.00	2.000	200	469.00	21	-	-
WL03- TR27	270 @ 100MHz	25	2, 5, 10	0.90	2.100	200	523.00	19	-	-
WL03- TR28	280 @ 100MHz	25	2, 5, 10	1.00	2.400	100	524.00	18	-	-
WL03- TR30	300 @ 100MHz	25	2, 5, 10	0.75	2.500	150	539.70	21	-	-
WL03- TR33	330 @ 100MHz	25	2, 5, 10	0.90	3.800	100	680.40	20	-	-
WL03- TR39	390 @ 100MHz	25	2, 5, 10	0.90	4.350	100	734.50	29	-	-
WL03- TR47	470 @ 100MHz	23	2, 5, 10	0.60	3.600	80	-	-	-	-

Electrical Specification – WL05 Standard						
Type / Code	L (nH)	Q Factor Min	Tolerance (%)	SRF (GHz)	DCR (Ω) Max	I DC (mA) Max
WL05- T2N7	2.7 @ 250MHz	80 @ 1500MHz	5, 10	7.900	0.06	800
WL05- T2N8	2.8 @ 250MHz	80 @ 1500MHz	5, 10	7.900	0.06	800
WL05- T3N0	3 @ 250MHz	65 @ 1500MHz	5, 10	7.900	0.06	800
WL05- T3N3	3.3 @ 250MHz	50 @ 1500MHz	5, 10	6.000	0.08	600
WL05- T5N6	5.6 @ 250MHz	65 @ 1000MHz	5, 10	5.500	0.08	600
WL05- T6N2	6.2 @ 250MHz	50 @ 1000MHz	5, 10	5.500	0.11	600
WL05- T6N8	6.8 @ 250MHz	50 @ 1000MHz	5, 10	5.500	0.11	600
WL05- T7N5	7.5 @ 250MHz	50 @ 1000MHz	5, 10	4.500	0.14	600
WL05- T8N2	8.2 @ 250MHz	50 @ 1000MHz	5, 10	4.700	0.12	600
WL05- T8N7	8.7 @ 250MHz	50 @ 1000MHz	5, 10	3.900	0.21	400
WL05- T10N	10 @ 250MHz	60 @ 500MHz	2, 5, 10	4.200	0.10	600
WL05- T12N	12 @ 250MHz	50 @ 500MHz	2, 5, 10	4.000	0.15	600
WL05- T15N	15 @ 250MHz	50 @ 500MHz	2, 5, 10	3.400	0.17	600
WL05- T18N	18 @ 250MHz	50 @ 500MHz	2, 5, 10	3.300	0.20	600
WL05- T22N	22 @ 250MHz	55 @ 500MHz	2, 5, 10	2.600	0.22	500
WL05- T24N	24 @ 250MHz	50 @ 500MHz	2, 5, 10	2.000	0.22	500
WL05- T27N	27 @ 250MHz	55 @ 500MHz	2, 5, 10	2.500	0.25	500
WL05- T33N	33 @ 250MHz	60 @ 500MHz	2, 5, 10	2.050	0.27	500
WL05- T36N	36 @ 250MHz	55 @ 500MHz	2, 5, 10	1.700	0.27	500
WL05- T39N	39 @ 250MHz	60 @ 500MHz	2, 5, 10	2.000	0.29	500
WL05- T43N	43 @ 200MHz	60 @ 500MHz	2, 5, 10	1.650	0.34	500
WL05- T47N	47 @ 200MHz	60 @ 500MHz	2, 5, 10	1.650	0.31	500
WL05- T56N	56 @ 200MHz	60 @ 500MHz	2, 5, 10	1.550	0.34	500
WL05- T68N	68 @ 200MHz	60 @ 500MHz	2, 5, 10	1.450	0.38	500
WL05- T72N	72 @ 150MHz	65 @ 500MHz	2, 5, 10	1.400	0.40	500
WL05- T82N	82 @ 150MHz	65 @ 500MHz	2, 5, 10	1.300	0.42	400
WL05- T91N	91 @ 150MHz	65 @ 500MHz	2, 5, 10	1.200	0.48	400

Electrical Specifications – WL05 Standard

Type / Code	L (nH)	Q Factor Min	Tolerance (%)	SRF (GHz)	DCR (Ω) Max	I DC (mA) Max
WL05- TR10	100 @ 150MHz	65 @ 500MHz	2, 5, 10	1.200	0.46	400
WL05- TR11	110 @ 150MHz	50 @ 250MHz	2, 5, 10	1.000	0.48	400
WL05- TR12	120 @ 150MHz	50 @ 250MHz	2, 5, 10	1.100	0.51	400
WL05- TR15	150 @ 100MHz	50 @ 250MHz	2, 5, 10	0.920	0.56	400
WL05- TR18	180 @ 100MHz	50 @ 250MHz	2, 5, 10	0.870	0.64	400
WL05- TR20	200 @ 100MHz	50 @ 250MHz	2, 5, 10	0.860	0.66	400
WL05- TR22	220 @ 100MHz	50 @ 250MHz	2, 5, 10	0.850	0.70	400
WL05- TR24	240 @ 100MHz	44 @ 250MHz	2, 5, 10	0.690	1.00	350
WL05- TR25	250 @ 100MHz	45 @ 250MHz	2, 5, 10	0.680	1.00	350
WL05- TR27	270 @ 100MHz	48 @ 250MHz	2, 5, 10	0.650	1.00	350
WL05- TR30	300 @ 100MHz	48 @ 250MHz	2, 5, 10	0.620	1.20	330
WL05- TR33	330 @ 100MHz	48 @ 250MHz	2, 5, 10	0.600	1.40	310
WL05- TR36	360 @ 100MHz	48 @ 250MHz	2, 5, 10	0.580	1.45	300
WL05- TR39	390 @ 100MHz	48 @ 250MHz	2, 5, 10	0.560	1.50	290
WL05- TR43	430 @ 50MHz	33 @ 100MHz	2, 5, 10	0.430	1.70	230
WL05- TR47	470 @ 50MHz	33 @ 100MHz	2, 5, 10	0.375	1.70	220
WL05- TR56	560 @ 25MHz	23 @ 50MHz	2, 5, 10	0.340	1.90	210
WL05- TR60	600 @ 25MHz	23 @ 50MHz	2, 5, 10	0.260	1.60	450
WL05- TR62	620 @ 25MHz	23 @ 50MHz	2, 5, 10	0.220	2.20	210
WL05- TR68	680 @ 25MHz	23 @ 50MHz	2, 5, 10	0.200	2.20	190
WL05- TR75	750 @ 25MHz	23 @ 50MHz	2, 5, 10	0.200	2.30	180
WL05- TR82	820 @ 25MHz	23 @ 50MHz	2, 5, 10	0.200	2.35	180
WL05- T1R0	1000 @ 25MHz	20 @ 50MHz	2, 5, 10	0.100	2.50	170
WL05- T1R2	1200 @ 7.9MHz	18 @ 25MHz	2, 5, 10	0.100	2.50	170
WL05- T1R5	1500 @ 7.9MHz	16 @ 25MHz	2, 5, 10	0.100	2.50	170
WL05- T1R8	1800 @ 7.9MHz	16 @ 7.9MHz	2, 5, 10	0.080	2.50	170
WL05- T2R2	2200 @ 7.9MHz	16 @ 7.9MHz	2, 5, 10	0.060	2.70	160
WL05- T2R7	2700 @ 7.9MHz	16 @ 7.9MHz	2, 5, 10	0.050	2.95	150
WL05- T3R3	3300 @ 7.9MHz	15 @ 7.9MHz	2, 5, 10	0.040	4.40	90
WL05- T4R7	4700 @ 7.9MHz	15 @ 7.9MHz	2, 5, 10	0.040	6.40	90

Electrical Specification – WL08 Standard

Type / Code	L (nH)	Q Factor Min	Tolerance (%)	SRF (GHz)	DCR (Ω) Max	I DC (mA) Max
WL08- T5N6	5.6 @ 50MHz	50 @ 1500MHz	5, 10	4.000	0.15	1000
WL08- T10N	10 @ 50MHz	50 @ 1500MHz	2, 5, 10	4.100	0.08	1000
WL08- T12N	12 @ 50MHz	50 @ 1500MHz	2, 5, 10	3.300	0.09	1000
WL08- T15N	15 @ 50MHz	50 @ 1500MHz	2, 5, 10	2.500	0.11	1000
WL08- T18N	18 @ 50MHz	50 @ 350MHz	2, 5, 10	2.400	0.12	1000
WL08- T22N	22 @ 50MHz	55 @ 350MHz	2, 5, 10	2.400	0.12	1000
WL08- T24N	24 @ 50MHz	55 @ 350MHz	2, 5, 10	1.900	0.12	1000
WL08- T27N	27 @ 50MHz	55 @ 350MHz	2, 5, 10	1.600	0.13	1000
WL08- T33N	33 @ 50MHz	60 @ 350MHz	2, 5, 10	1.600	0.14	1000
WL08- T36N	36 @ 50MHz	60 @ 350MHz	2, 5, 10	1.600	0.15	1000
WL08- T39N	39 @ 50MHz	60 @ 350MHz	2, 5, 10	1.500	0.15	1000
WL08- T47N	47 @ 50MHz	65 @ 350MHz	2, 5, 10	1.500	0.16	1000
WL08- T56N	56 @ 50MHz	65 @ 350MHz	2, 5, 10	1.300	0.18	1000
WL08- T62N	62 @ 50MHz	65 @ 350MHz	2, 5, 10	1.250	0.20	1000
WL08- T68N	68 @ 50MHz	65 @ 350MHz	2, 5, 10	1.300	0.20	1000
WL08- T75N	75 @ 50MHz	60 @ 350MHz	2, 5, 10	1.100	0.21	1000
WL08- T82N	82 @ 50MHz	60 @ 350MHz	2, 5, 10	1.000	0.22	1000
WL08- TR10	100 @ 25MHz	60 @ 350MHz	2, 5, 10	1.000	0.56	650
WL08- TR12	120 @ 25MHz	60 @ 350MHz	2, 5, 10	0.950	0.63	650
WL08- TR15	150 @ 25MHz	45 @ 100MHz	2, 5, 10	0.850	0.70	580
WL08- TR18	180 @ 25MHz	45 @ 100MHz	2, 5, 10	0.750	0.77	620
WL08- TR22	220 @ 25MHz	45 @ 100MHz	2, 5, 10	0.700	0.84	500
WL08- TR24	240 @ 25MHz	45 @ 100MHz	2, 5, 10	0.650	0.88	500
WL08- TR27	270 @ 25MHz	45 @ 100MHz	2, 5, 10	0.600	0.91	500
WL08- TR30	300 @ 25MHz	45 @ 100MHz	2, 5, 10	0.585	1.00	450
WL08- TR33	330 @ 150MHz	45 @ 100MHz	2, 5, 10	0.570	1.05	450
WL08- TR36	360 @ 150MHz	45 @ 100MHz	2, 5, 10	0.530	1.10	470
WL08- TR39	390 @ 150MHz	45 @ 100MHz	2, 5, 10	0.500	1.12	470
WL08- TR43	430 @ 150MHz	45 @ 100MHz	2, 5, 10	0.480	1.15	470
WL08- TR47	470 @ 150MHz	45 @ 100MHz	2, 5, 10	0.450	1.19	470
WL08- TR56	560 @ 100MHz	45 @ 100MHz	2, 5, 10	0.415	1.33	400
WL08- TR62	620 @ 100MHz	45 @ 100MHz	2, 5, 10	0.375	1.40	300
WL08- TR68	680 @ 100MHz	45 @ 100MHz	2, 5, 10	0.375	1.47	400
WL08- TR75	750 @ 100MHz	45 @ 100MHz	2, 5, 10	0.360	1.54	360
WL08- TR82	820 @ 100MHz	45 @ 100MHz	2, 5, 10	0.350	1.61	400
WL08- TR91	910 @ 100MHz	35 @ 50MHz	2, 5, 10	0.320	1.68	380
WL08- T1R0	1000 @ 100MHz	35 @ 50MHz	2, 5, 10	0.290	1.75	370
WL08- T1R2	1200 @ 100MHz	35 @ 50MHz	2, 5, 10	0.250	2.00	310
WL08- T1R5	1500 @ 100MHz	28 @ 50MHz	2, 5, 10	0.200	2.30	330
WL08- T1R8	1800 @ 100MHz	28 @ 50MHz	2, 5, 10	0.160	2.60	300
WL08- T2R2	2200 @ 100MHz	28 @ 50MHz	2, 5, 10	0.160	2.80	280
WL08- T2R7	2700 @ 50MHz	22 @ 25MHz	2, 5, 10	0.140	3.20	290
WL08- T3R3	3300 @ 50MHz	22 @ 25MHz	2, 5, 10	0.110	3.40	290
WL08- T3R9	3900 @ 25MHz	20 @ 25MHz	2, 5, 10	0.100	3.60	260

Electrical Specification – WL08 Standard						
Type / Code	L (nH)	Q Factor Min	Tolerance (%)	SRF (GHz)	DCR (Ω) Max	I DC (mA) Max
WL08- T4R7	4700 @ 25MHz	18 @ 25MHz	2, 5, 10	0.090	4.00	260
WL08- T5R6	5600 @ 25MHz	16 @ 7.96MHz	2, 5, 10	0.020	4.00	240
WL08- T6R8	6800 @ 25MHz	15 @ 7.96MHz	2, 5, 10	0.040	4.90	200
WL08- T8R2	8200 @ 25MHz	15 @ 7.96MHz	2, 5, 10	0.025	6.00	170
WL08- T103	10000 @ 25MHz	15 @ 7.96MHz	2, 5, 10	0.020	9.00	150
WL08- T123	12000 @ 25MHz	15 @ 7.96MHz	2, 5, 10	0.018	10.50	130
WL08- T153	15000 @ 7.9MHz	15 @ 7.96MHz	2, 5, 10	0.015	11.50	120

Electrical Specification – WL06 Standard						
Type / Code	L (nH)	Q Factor Min	Tolerance (%)	SRF (GHz)	DCR (Ω) Max	I DC (mA) Max
WL06- T6N8	6.8 @ 100MHz	30 @ 300MHz	5, 10	5.50	0.07	1000
WL06- T10N	10 @ 100MHz	40 @ 300MHz	5, 10	4.00	0.08	1000
WL06- T12N	12 @ 100MHz	40 @ 300MHz	5, 10	3.20	0.08	1000
WL06- T15N	15 @ 100MHz	40 @ 300MHz	5, 10	3.20	0.10	1000
WL06- T18N	18 @ 100MHz	50 @ 300MHz	5, 10	2.80	0.10	1000
WL06- T22N	22 @ 100MHz	50 @ 300MHz	5, 10	2.20	0.10	1000
WL06- T24N	24 @ 100MHz	50 @ 300MHz	5, 10	2.00	0.10	1000
WL06- T27N	27 @ 100MHz	50 @ 300MHz	2, 5, 10	1.80	0.11	1000
WL06- T33N	33 @ 100MHz	55 @ 300MHz	2, 5, 10	1.80	0.11	1000
WL06- T39N	39 @ 100MHz	55 @ 300MHz	2, 5, 10	1.80	0.12	1000
WL06- T47N	47 @ 100MHz	55 @ 300MHz	2, 5, 10	1.50	0.13	1000
WL06- T56N	56 @ 100MHz	55 @ 300MHz	2, 5, 10	1.45	0.14	1000
WL06- T62N	62 @ 100MHz	55 @ 300MHz	2, 5, 10	1.20	0.20	1000
WL06- T68N	68 @ 100MHz	55 @ 300MHz	2, 5, 10	1.20	0.26	950
WL06- T82N	82 @ 100MHz	55 @ 300MHz	2, 5, 10	1.20	0.21	920
WL06- T91N	91 @ 100MHz	55 @ 300MHz	2, 5, 10	1.10	0.24	900
WL06- TR10	100 @ 100MHz	55 @ 300MHz	2, 5, 10	1.10	0.26	850
WL06- TR12	120 @ 100MHz	55 @ 300MHz	2, 5, 10	0.75	0.26	800
WL06- TR15	150 @ 100MHz	60 @ 300MHz	2, 5, 10	0.95	0.31	750
WL06- TR18	180 @ 50MHz	55 @ 300MHz	2, 5, 10	0.90	0.43	700
WL06- TR22	220 @ 50MHz	55 @ 300MHz	2, 5, 10	0.76	0.50	670
WL06- TR27	270 @ 50MHz	55 @ 300MHz	2, 5, 10	0.74	0.56	630
WL06- TR30	300 @ 50MHz	50 @ 150MHz	2, 5, 10	0.68	0.60	600
WL06- TR33	330 @ 50MHz	45 @ 150MHz	2, 5, 10	0.65	0.62	590
WL06- TR36	360 @ 50MHz	45 @ 150MHz	2, 5, 10	0.60	0.65	550
WL06- TR39	390 @ 50MHz	45 @ 150MHz	2, 5, 10	0.60	0.75	530
WL06- TR47	470 @ 50MHz	45 @ 150MHz	2, 5, 10	0.55	1.30	490
WL06- TR56	560 @ 35MHz	45 @ 150MHz	2, 5, 10	0.47	1.34	460
WL06- TR62	620 @ 35MHz	45 @ 150MHz	2, 5, 10	0.47	1.58	460
WL06- TR68	680 @ 35MHz	45 @ 150MHz	2, 5, 10	0.45	1.58	430
WL06- TR75	750 @ 35MHz	45 @ 150MHz	2, 5, 10	0.44	2.25	320
WL06- TR82	820 @ 35MHz	45 @ 150MHz	2, 5, 10	0.42	1.82	400
WL06- TR91	910 @ 35MHz	45 @ 150MHz	2, 5, 10	0.41	2.95	310
WL06- T1R0	1000 @ 35MHz	45 @ 150MHz	2, 5, 10	0.40	2.80	320
WL06- T1R2	1200 @ 35MHz	45 @ 150MHz	2, 5, 10	0.38	3.20	300

Electrical Specification – WL05 Low Profile						
Type / Code	L (nH)	Q Factor Min	Tolerance (%)	SRF (GHz)	DCR (Ω) Max	I DC (mA) Max
WL05- TL1N8	1.8 @250MHz	55 @ 1500MHz	10	9.40	0.03	800
WL05- TL3N9	3.9 @250MHz	50 @ 1000MHz	5, 10	6.10	0.06	800
WL05- TL4N7	4.7 @250MHz	50 @ 1000MHz	5, 10	5.50	0.06	800
WL05- TL6N8	6.8 @250MHz	50 @ 1000MHz	5, 10	5.50	0.08	800
WL05- TL8N2	8.2 @250MHz	50 @ 1000MHz	5, 10	4.80	0.08	800
WL05- TL10N	10 @250MHz	55 @ 750MHz	2, 5, 10	3.30	0.08	800
WL05- TL12N	12 @250MHz	55 @ 750MHz	2, 5, 10	3.80	0.10	800
WL05- TL15N	15 @250MHz	50 @ 500MHz	2, 5, 10	2.95	0.10	800
WL05- TL18N	18 @250MHz	50 @ 500MHz	2, 5, 10	3.10	0.13	800
WL05- TL22N	22 @250MHz	50 @ 500MHz	2, 5, 10	2.90	0.15	800
WL05- TL27N	27 @250MHz	50 @ 500MHz	2, 5, 10	2.45	0.23	600
WL05- TL33N	33 @250MHz	50 @ 500MHz	2, 5, 10	2.35	0.28	600
WL05- TL39N	39 @250MHz	50 @ 500MHz	2, 5, 10	2.20	0.33	600
WL05- TL47N	47 @250MHz	50 @ 500MHz	2, 5, 10	2.00	0.39	600
WL05- TL56N	56 @200MHz	50 @ 500MHz	2, 5, 10	1.85	0.39	500
WL05- TL68N	68 @200MHz	50 @ 500MHz	2, 5, 10	1.50	0.40	500
WL05- TL82N	82 @150MHz	50 @ 500MHz	2, 5, 10	1.50	0.44	500
WL05- TLR10	100 @150MHz	50 @ 500MHz	2, 5, 10	1.20	0.64	400
WL05- TLR12	120 @150MHz	40 @ 250MHz	2, 5, 10	1.15	0.68	300
WL05- TLR15	150 @150MHz	40 @ 250MHz	2, 5, 10	1.05	0.80	300
WL05- TL1R0	1000 @25MHz	16 @ 50MHz	2, 5, 10	0.08	3.50	170

Electrical Specification – WL08 Low Profile						
Type / Code	L (nH)	Q Factor Min	Tolerance (%)	SRF (GHz)	DCR (Ω) Max	I DC (mA) Max
WL08- TL3N3	3.3 @ 50MHz	42 @ 1500MHz	5, 10	6.00	0.03	1000
WL08- TL4N2	4.2 @ 50MHz	42 @ 1500MHz	5, 10	6.00	0.15	1000
WL08- TL6N8	6.8 @ 50MHz	50 @ 1500MHz	5, 10	5.40	0.17	1000
WL08- TL8N2	8.2 @ 50MHz	50 @ 1500MHz	5, 10	5.00	0.22	1000
WL08- TL15N	15 @ 50MHz	57 @ 500MHz	5, 10	3.00	0.22	1000
WL08- TL18N	18 @ 50MHz	50 @ 350MHz	5, 10	2.40	0.12	1000
WL08- TL20N	20 @ 50MHz	72 @ 500MHz	5, 10	2.40	0.33	1000
WL08- TL27N	27 @ 50MHz	50 @ 350MHz	5, 10	1.60	0.13	850
WL08- TL30N	30 @ 50MHz	69 @ 500MHz	5, 10	2.40	0.38	600
WL08- TL40N	40 @ 50MHz	67 @ 500MHz	2, 5, 10	2.00	0.43	600
WL08- TL50N	50 @ 50MHz	72 @ 500MHz	2, 5, 10	1.90	0.48	600
WL08- TL60N	60 @ 50MHz	75 @ 500MHz	2, 5, 10	1.80	0.52	600
WL08- TL70N	70 @ 50MHz	68 @ 500MHz	2, 5, 10	1.70	0.55	510
WL08- TL80N	80 @ 50MHz	75 @ 500MHz	2, 5, 10	1.40	0.56	510
WL08- TLR18	180 @ 50MHz	50 @ 350MHz	2, 5, 10	0.90	0.40	450
WL08- TLR56	560 @ 25MHz	40 @ 100MHz	2, 5, 10	0.40	1.33	400

Electrical Specification – WL03 High Current

Type / Code	L (nH)	Q Factor Min	Tolerance (%)	SRF (GHz)	DCR (Ω) Max	I DC (mA) Max
WL03- TH1N6	1.6 @ 250MHz	24 @ 250MHz	5, 10	12.50	0.030	2400
WL03- TH3N6	3.6 @ 250MHz	24 @ 250MHz	5, 10	5.90	0.048	2300
WL03- TH3N9	3.9 @ 250MHz	25 @ 250MHz	5, 10	5.90	0.054	2200
WL03- TH6N8	6.8 @ 250MHz	35 @ 250MHz	5, 10	5.80	0.054	2100
WL03- TH7N5	7.5 @ 250MHz	35 @ 250MHz	5, 10	3.70	0.059	2100
WL03- TH8N2	8.2 @ 250MHz	38 @ 250MHz	5, 10	3.70	0.060	2000
WL03- TH10N	10 @ 250MHz	38 @ 250MHz	2, 5, 10	3.70	0.071	2000
WL03- TH12N	12 @ 250MHz	38 @ 250MHz	2, 5, 10	3.00	0.075	2000
WL03- TH15N	15 @ 250MHz	38 @ 250MHz	2, 5, 10	2.80	0.080	1900
WL03- TH18N	18 @ 250MHz	40 @ 250MHz	2, 5, 10	2.80	0.099	1900
WL03- TH22N	22 @ 250MHz	42 @ 250MHz	2, 5, 10	2.40	0.099	1800
WL03- TH24N	24 @ 250MHz	42 @ 250MHz	2, 5, 10	2.40	0.105	1800

Electrical Specification – WL05 High Q

Type / Code	L (nH)	Q Factor Min	Tolerance (%)	SRF (GHz)	DCR (Ω) Max	I DC (mA) Max
WL05- TH2N5	2.5 @ 250MHz	80 @ 1500MHz	5, 10	6.00	0.020	1600
WL05- TH5N6	5.6 @ 250MHz	98 @ 1500MHz	5, 10	6.00	0.035	1600
WL05- TH6N2	6.2 @ 250MHz	88 @ 1000MHz	5, 10	4.75	0.035	1600
WL05- TH6N8	6.8 @ 250MHz	80 @ 1000MHz	5, 10	4.40	0.035	1600
WL05- TH8N2	8.2 @ 250MHz	75 @ 1000MHz	5, 10	3.00	0.075	1000
WL05- TH10N	10.0 @ 250MHz	80 @ 1000MHz	5, 10	3.00	0.060	1600
WL05- TH12N	12.0 @ 250MHz	80 @ 1000MHz	5, 10	3.00	0.045	1600
WL05- TH15N	15.0 @ 250MHz	80 @ 1000MHz	2, 5, 10	2.80	0.100	1200
WL05- TH16N	16.0 @ 250MHz	72 @ 500MHz	2, 5, 10	2.95	0.060	1500
WL05- TH18N	18.0 @ 250MHz	75 @ 500MHz	2, 5, 10	2.55	0.060	1400
WL05- TH20N	20.0 @ 250MHz	70 @ 500MHz	2, 5, 10	2.05	0.055	1400
WL05- TH22N	22.0 @ 250MHz	80 @ 500MHz	2, 5, 10	2.00	0.100	1200
WL05- TH27N	27.0 @ 250MHz	75 @ 500MHz	2, 5, 10	2.00	0.070	1300
WL05- TH30N	30.0 @ 250MHz	65 @ 500MHz	2, 5, 10	1.95	0.095	1200
WL05- TH39N	39.0 @ 250MHz	65 @ 500MHz	2, 5, 10	1.60	0.110	1100
WL05- TH48N	48.0 @ 200MHz	65 @ 500MHz	2, 5, 10	1.40	0.095	1200
WL05- TH51N	51.0 @ 200MHz	65 @ 500MHz	2, 5, 10	1.40	0.120	1000

Electrical Specification – WL08 High Q

Type / Code	L (nH)	Q Factor Min	Tolerance (%)	SRF (GHz)	DCR (Ω) Max	I DC (mA) Max
WL08- TH3N0	3 @ 50MHz	70 @ 1500MHz	5, 10	6.00	0.04	1600
WL08- TH3N9	3.9 @ 50MHz	75 @ 1500MHz	5, 10	6.00	0.05	1600
WL08- TH4N1	4.1 @ 50MHz	75 @ 1500MHz	5, 10	6.00	0.05	1600
WL08- TH7N8	7.8 @ 50MHz	75 @ 500MHz	5, 10	3.80	0.05	1600
WL08- TH10N	10 @ 50MHz	60 @ 500MHz	2, 5, 10	3.60	0.06	1600
WL08- TH12N	12 @ 50MHz	70 @ 350MHz	2, 5, 10	2.80	0.06	1500
WL08- TH18N	18 @ 50MHz	62 @ 350MHz	2, 5, 10	2.70	0.07	1400
WL08- TH22N	22 @ 50MHz	62 @ 350MHz	2, 5, 10	2.05	0.07	1400
WL08- TH33N	33 @ 50MHz	75 @ 350MHz	2, 5, 10	1.70	0.09	1300
WL08- TH39N	39 @ 50MHz	75 @ 350MHz	2, 5, 10	1.30	0.09	1300
WL08- TH47N	47 @ 50MHz	75 @ 350MHz	2, 5, 10	1.45	0.12	1200
WL08- TH56N	56 @ 50MHz	75 @ 350MHz	2, 5, 10	1.23	0.12	1200
WL08- TH568N	68 @ 50MHz	80 @ 350MHz	2, 5, 10	1.15	0.13	1100
WL08- TH82N	82 @ 50MHz	80 @ 350MHz	2, 5, 10	1.06	0.16	1100
WL08- THR10	100 @ 50MHz	52 @ 350MHz	2, 5, 10	0.82	0.16	1000