

Photoelectrics

Retro-reflective, Relay Output

Type PMR

CARLO GAVAZZI



- Range: 10 m
- Modulated, infrared light
- Make or break switching function (switch selectable)
- LED-indication for target detected
- Multi supply voltage:
12 to 240 VDC and
24 to 240 VAC, 50/60 Hz
- 25 x 65 x 81 mm reinforced PC housing, IP 67
- Timer options (adjustable)
- NO and NC output



Product Description

Retro-reflective photoelectric switch. Range up to 10 m. Fixed sensitivity. Immune to ambient light. Output function switch selectable. Protection degree IP 67. Screw terminal connection. 25 x 65 x 81 mm

plastic housing. PG 13.5 or 1/2" NPT cable gland. Timer options: Delay on operate, delay on release, one shot (triggered on leading or trailing edge).

Ordering Key

PMR10R G T

Type _____
 PG 13.5 cable gland _____
 Option: Timer function _____

Type Selection

Housing W x H x D	Range S _n	Ordering no. without timer	Ordering no. with timer
25 x 65 x 81 PG 13.5 cable gland	10 m	PMR 10R G	PMR 10R GT
1/2" NPT cable gland	10 m	PMR 10R I	PMR 10R IT

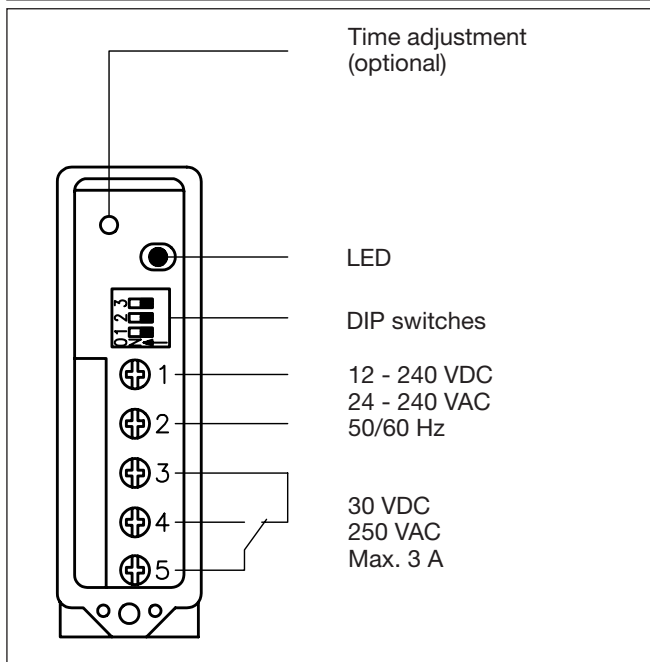
Specifications

Rated operating dist. (S _n) (0 to 5,000 lux)	PMR10.. 10 m with reflector type ER 4, ref. target	Operating frequency (f)	20 Hz
Rated operational volt. (U _B) (AC: 45 to 65 Hz)	10.8 to 264 VDC 21.6 to 264 VAC	Response time OFF-ON (t _{ON}) ON-OFF (t _{OFF})	≤ 20 ms ≤ 30 ms
Rated operational power (Relay ON)	≤ 1.5 W (2.0 VA)	Power ON delay (t _v)	≤ 300 ms (typ. 100 ms)
Output Contact ratings (AgCdO) Resistive loads AC 1 DC 1 Small inductive loads AC 15 DC 13	μ (micro gap) 3 A/250 VAC 3 A/30 VDC 2 A/250 VAC 3 A/30 VDC	Output function	Switch selectable, make or break switching
Mechanical life Electrical life	≥ 40 x 10 ⁶ operations ≥ 5 x 10 ⁵ operations at 220 VAC - 3 A resistive load: 360 impulses/h	Indication Target detected	LED, yellow
Dielectric voltage	2000 VAC rms (cont./supply)	Optional timer Delay on operate Delay on release One shot	0.1 to 7 s ± 2 s 0.1 to 7 s ± 2 s 0.1 to 7 s ± 2 s
Sensitivity	Fixed	Environment Overvoltage category Pollution degree Degree of protection	III (IEC 60664/60664A; 60947-1) 3 (IEC 60664/60664A; 60947-1) IP 67 (IEC 60529; 60947-1)
Light source Light type Optical angle Light spot size	GaAlAs, LED, 880 nm Infrared, modulated ±2° 280 mm at 4 m	Temperature Operating Storage	-25° to +55°C (-13° to +131°F) -30° to +80°C (-22° to +176°F)

Specifications (cont.)

Vibration	10 to 150 Hz, 0.5 mm/7.5 g (IEC 60068-2-6)
Shock	2 x 1 m & 100 x 0.5 m (IEC 60068-2-32)
Rated insulation voltage	250 VAC (rms)
Housing material	
Body	PC, grey
Front	PC, black
Cover	PC, black
Cable gland	PA, black, reinforced
Mounting bracket	Steel, black
Connection	
Screw terminal	5 x 2 x 1 mm ²
Cable gland	PG 13.5 or 1/2" NPT for cable 6 to 10 mm
Weight	110 g
Approvals	UL, CSA
CE-marking	Yes

Connection Diagram



Selection of Function

Switch
1 2 3

PMR 10R .

PMR 10R .T

- 1 Break switching
- 2 Make switching
- 3 Delay on operate - Break switching
- 4 Delay on operate - Make switching
- 5 Delay on release - Break switching
- 6 Delay on release - Make switching
- 7 One shot, trailing edge - Break switching
- 8 One shot, trailing edge - Make switching
- 9 One shot, leading edge - Break switching
- 10 One shot, leading edge - Make switching

☒ Don't care

Upper position ON (Mode 1)
Lower position OFF (Mode 0)

Truth Table

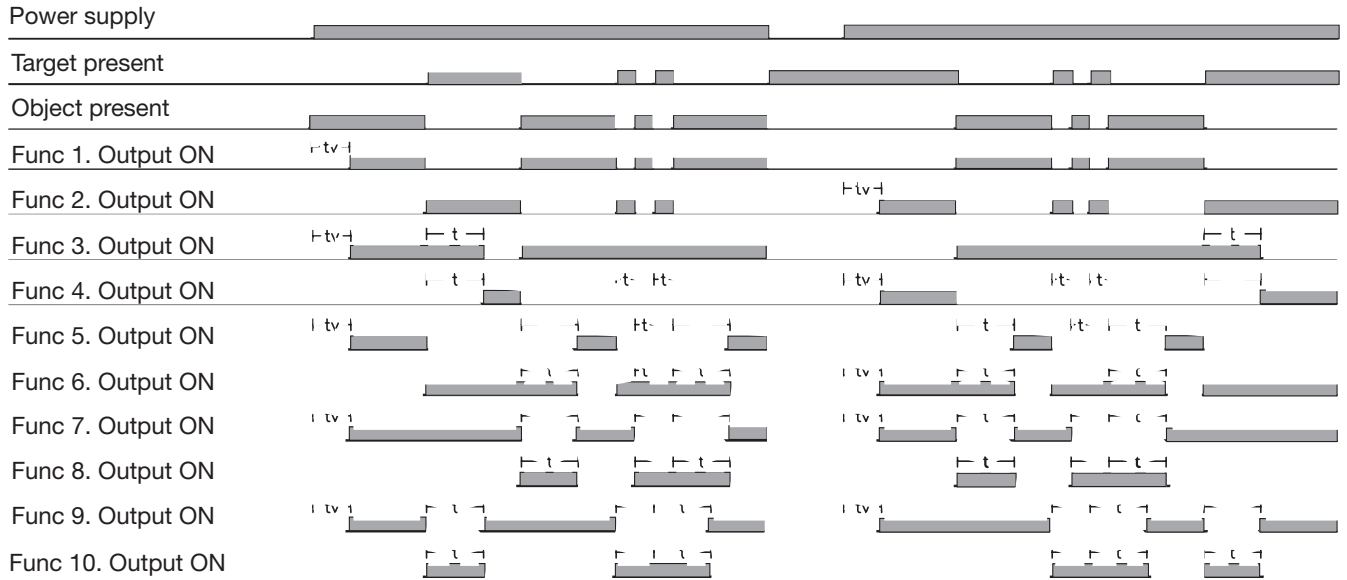
	Make switching		Break switching	
	Yes	No	Yes	No
Object present	Yes	No	Yes	No
LED	OFF	ON	OFF	ON
Load	Non-active	Active	Active	Non-active

Installation Hints

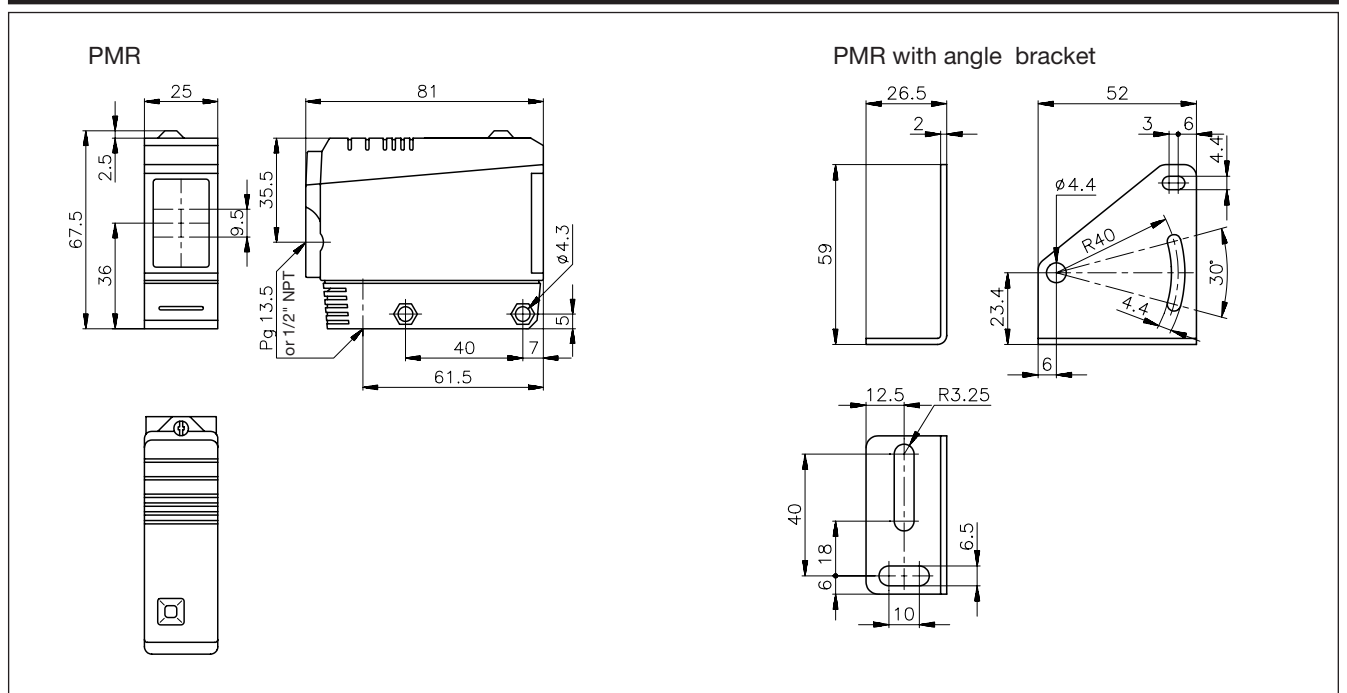
<p>To avoid interference from inductive voltage/current peaks, separate the prox. switch power cables from any other power cables, e.g. motor, contactor or solenoid cables</p>	<p>Relief of cable strain</p> <p>The cable should not be pulled</p>	<p>Protection of the sensing face</p> <p>A proximity switch should not serve as mechanical stop</p>	<p>Switch mounted on mobile carrier</p> <p>Any repetitive flexing of the cable should be avoided</p>
---	---	---	--

Operation Diagram

t = Time delay
tv = Power ON delay



Dimensions



Accessories

- Reflectors: ER series
- MB02 (longer mounting bracket)

For further information refer to "Accessories"

Delivery Contents

- Photoelectric switch: PMR
- Cable gland
- Installation instruction
- Mounting bracket
- **Packaging:** Corrugated cardboard (environmentally friendly recycling material)