

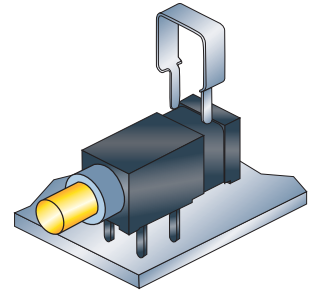
DATA SWITCHES—MOMENTARY (SDK) ACTION


		SDK	
Electrical data			
Switching voltage max.	[V]	50 DC / 125 AC	
Switching current max.		silver 2A AC / 1.2A DC gold 80mA / AC DC	
Lifetime (at rated breaking capacity)		> 10 ⁵	
Initial contact resistance, new	[mΩ]	silver < 10 / gold < 20	
Initial contact resistance, after lifetime	[mΩ]		
Insulation resistance	[Ω]	> 10 ⁹	
Contact bounce time	[ms]		
Mechanical data			
Actuating force	IP 40 [N]	3 – 5	
Contact travel	NO [mm]	2.4 ± 0.3	
End contact travel	[mm]	3.3 ± 0.4	
End stop strength	[N]	> 100	
Lifetime	[operations]	> 2 x 10 ⁵	
Other data			
Degree of protection		IP 40	
Soldering method		Wave soldering	
Soldering heat resistance	[°C/s]	248,5/1	
Ambient temperature	[°C]	-40 – +85	
Storage temperature	[°C]	-40 – +85	
Cleaning agent proof			
Materials			
Socket, cover, contact unit, carrier ring		Thermoplast PC	
Button non-illuminated		Thermoplast PC	
Button illuminated			
Sealing ring			
Terminals			
Contacts	CuBe2 HM, 5µm Ag	gold (2µ Au on hard silver)	

LED, see page 29

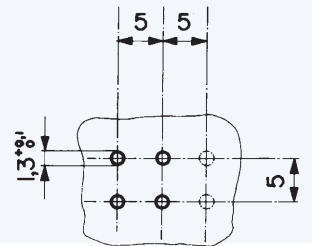
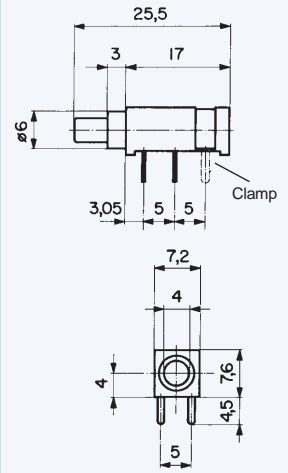
DIMENSIONS SWITCHES—MOMENTARY (SDK) ACTION

CONSTRUCTION

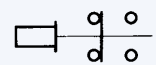


SDK

DIMENSIONS



CIRCUIT DIAGRAM



SDK SWITCHES – MOMENTARY ACTION – NON-ILLUMINATED



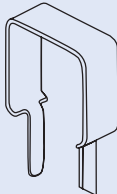
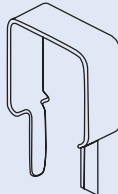
SDK

SDK

FEATURES

Illumination			non-illuminated	non-illuminated
Degree of protection			IP 40	IP 40
Contact material			Ag	Au

PART NUMBER *

Switching functions				
NC/NO			0041.040 x	0041.041 x
Terminal types				
Colour of small button				
red			2	2
green				
black			1	1
Addition				
Clamp for SDK			0701.0049	0701.0049
Terminal types:			SDK Clamp 	SDK Clamp 

* X in the Part No. must be replaced by the desired version