

Surface Mount Fuse, 3.2 x 1.6 mm, Super-Quick-Acting FF, 32 VAC, 63 VDC



UL 248-14 · 125VAC · 125VDC · Super-Quick-Acting FF



**Description**

- UL characteristic
- Low melting I<sup>2</sup>t-values, fast interruption

**Standards**

- UL 248-14
- CSA C22.2 no. 248.14

**Approvals**

- UL File Number: E41599

**Applications**

- Secondary Protection DC and AC
- Circuits without inrush
- Semiconductor protection

**References**

[Packaging Details](#)

**Weblinks**

[pdf-datasheet](#), [html-datasheet](#), [General Product Information](#), [Approvals](#), [RoHS](#), [CHINA-RoHS](#), [e-Shop](#), [SCHURTER-Stock-Check](#), [Distributor-Stock-Check](#), [Detailed request for product](#)

**Technical Data**

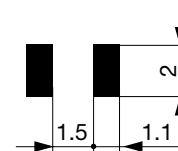
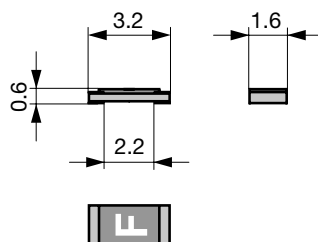
Rated Voltage	32 - 125VAC, 63 - 125VDC
Rated Current	0.375 - 4 A
Breaking Capacity	50A
Characteristic	Super-Quick-Acting FF
Mounting	PCB,SMT
Admissible Ambient Air Temp.	-55 °C to 90 °C
Climatic Category	55/090/21 acc. to IEC 60068-1
Material: Housing	Epoxyd Glass, UL 94V-0
Material: Terminals	Copper, Ni/Au-plated
Unit Weight	0.006 g
Storage Conditions	0 °C to 60 °C, max. 70% r.h.
Product Marking	Letter (see variants)

Soldering Methods	Reflow
Solderability	245 °C / 3 sec acc. to IEC 60068-2-58, Test Td
Resistance to Soldering Heat	260 +0/-5 °C / 30 sec acc. to IPC/JEDEC J-STD-020D, Level 1
Moisture Resistance Test	MIL-STD-202, Method 106E (50 cycles in a temp./mister chamber)
Terminal Strength	MIL-STD-202, Method 211A Deflection of board 1 mm for 1 minute
Case Resistance	acc. to EIA/IS-722, Test 4.7 >100 MΩ (between leads and body)
Resistance to Solvents	MIL-STD-202, Method 215A
Flammability	min. UL 94V-1 (acc. to EIA/IS-722, Test 4.12)

**Dimensions**



Reflow soldering pads




**Pre-Arcing Time**

Rated Current I<sub>n</sub>    1.0 x I<sub>n</sub> min.    2.0 x I<sub>n</sub> max.

0.375 A - 4 A	4 h	60 s
---------------	-----	------

## Variants

Rated Current [A]	Rated Voltage [VAC]	Rated Voltage [VDC]	Marking	Breaking Capacity	Voltage Drop 1.0 In typ. [mV]	Cold Resistance typ. [mΩ]	Melting I <sup>2</sup> t 8.0 In typ. [A <sup>2</sup> s]		Order Number
0.375	125	125	E	1)	125	315	0.01	●	3413.0112.xx
0.5	125	125	F	1)	100	190	0.02	●	3413.0113.xx
0.75	32	63	G	2)	100	120	0.05	●	3413.0114.xx
1	32	63	H	2)	100	84	0.07	●	3413.0115.xx
1.25	32	63	J	2)	100	48	0.12	●	3413.0116.xx
1.5	32	63	K	2)	100	41.5	0.24	●	3413.0117.xx
2	32	63	N	2)	85	33	0.13	●	3413.0119.xx
2.5	32	63	O	2)	85	20.5	0.35	●	3413.0120.xx
3	32	63	P	2)	85	17	0.8	●	3413.0121.xx
4	32	63	S	2)	80	14	0.3	●	3413.0123.xx

1) UL: 50 A @ 125 VAC/DC

2) UL: 50 A @ 32 VAC / 50 A @ 63 VDC

1)+2) Additional internal testing: 150 A @ 24 VAC/DC, 400 A @ 12 VDC, 600 A @ 9 VDC

## Packaging Unit

- .xx = .11 Blister Tape (100 pcs.)
- .xx = .22 Blister Tape 18 cm Reel (1000 pcs.)
- .xx = .24 Blister Tape 25.4 cm Reel (5000 pcs.)
- .xx = .26 Blister Tape 33 cm Reel (15000 pcs.)

## Time-Current-Curves

