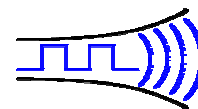


NEW

Radiometrix



Issue 1, 27 February 2008

Hartcran House, 231 Kenton Lane, Harrow, HA3 8RP, England

Tel: +44 (0) 20 8909 9595, Fax: +44 (0) 20 8909 2233

KFX2

UHF FM CODE HOPPING REMOTE CONTROL KEYFOB TRANSMITTER

The KFX2 is a UHF code hopping 5 button keyfob transmitter for use with the matching KDEC decoder or KRX-416-000-DIL decoder IC to provide a remote controlled link in excess of 100 metres over open ground.



Features

Figure 1: KFX2

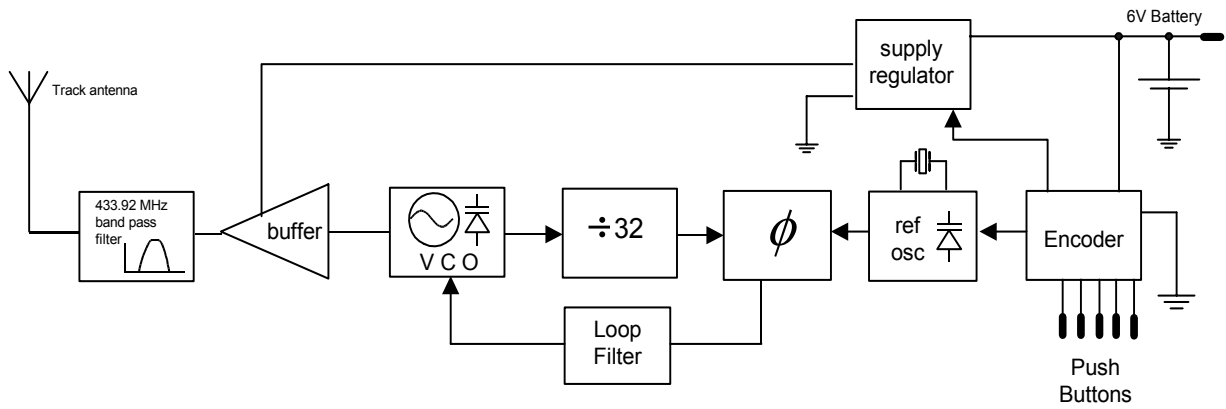
- Designed to comply with harmonised radio standard EN 300 220-3, EMC standard EN 301 489-3 and low voltage directive.
- Usable range typically >100 m
- Versions available on 433.92MHz and 434.42MHz (others by request, please contact sales)
- Available in 1 to 5 button formats
- Led indication of transmission
- Lithium batteries for long life (6V)

Available for operation at 433.92MHz or 434.42MHz in the UK and Europe, they combine full internal filtering to ensure EMC compliance by minimising spurious radiations and susceptibilities. The KFX2 will suit one-to-one wireless remote control links in applications including car and building security and remote home/industrial control.

Technical Summary

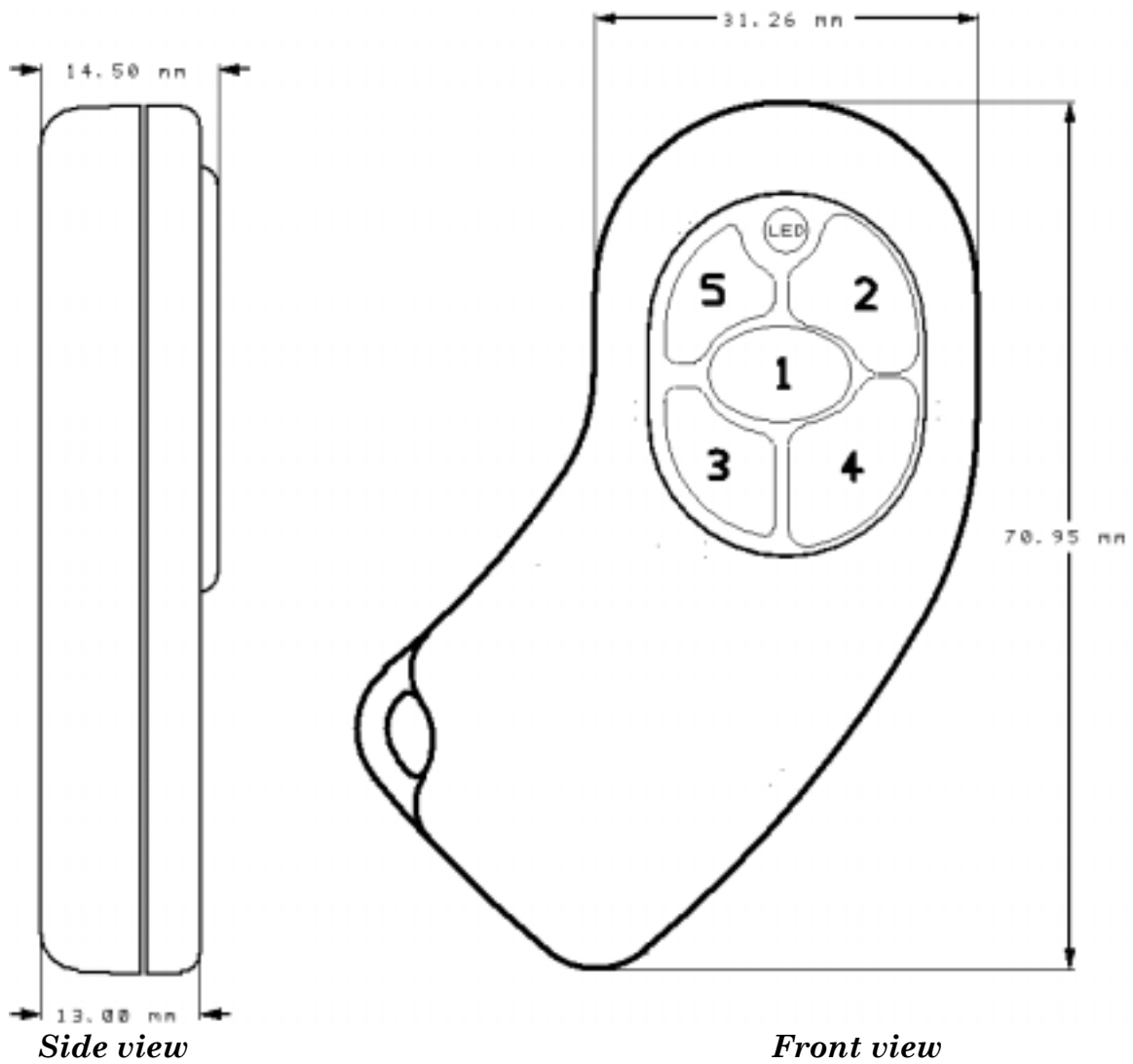
- Crystal-locked PLL, FM modulated
- Operation using 2x CR1220 replaceable coin cells
- Code hopping secure data format
- Manchester encoding
- Led transmit indicator
- Low battery detector
- 14mA tx current
- <2uA standby current
- Battery life typically >20000 operations

Block Diagram



DIMENSIONS

NOTE: Keypad numbers are for illustration only, actual keypads are left blank.



Functional description

Keypad numbers refer to relay outputs of the KDEC decoder board (refer to KDEC data sheet).

The led is illuminated each time any of the buttons are pressed to indicate transmission, either momentary or, continuous transmission up to a maximum of 30 seconds.

Battery voltage is monitored and will give a low battery indication at the receiving end when the voltage drops to 4v +/- 5%.

Power is supplied by the use of 2 CR1220 3V (6V total) Lithium button cells to achieve long battery life over extended periods.

Battery Replacement

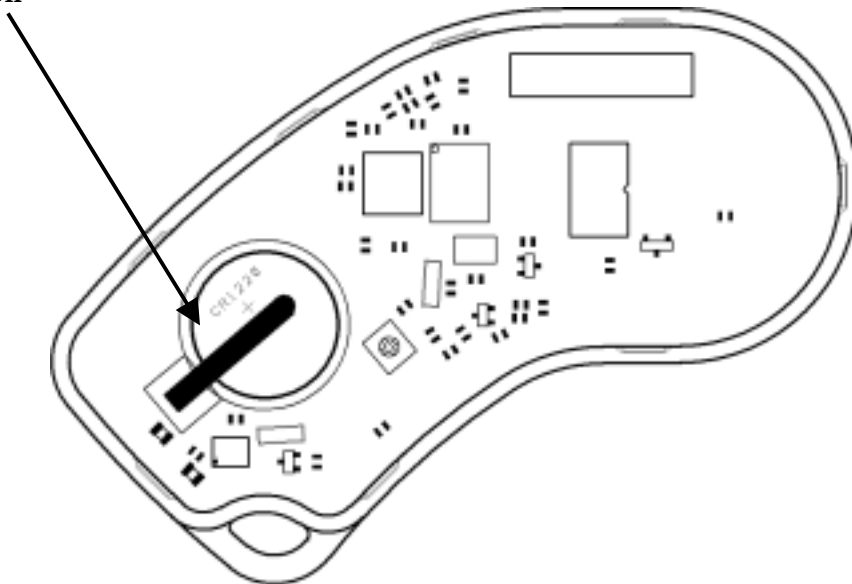
The KFX uses 2 CR1220 lithium button cells, these are stacked into the holder one on top of the other with the (-) terminal facing down and the (+) sign uppermost for both cells.

Reverse polarity protection is built into the KFX to prevent damage to the circuitry.

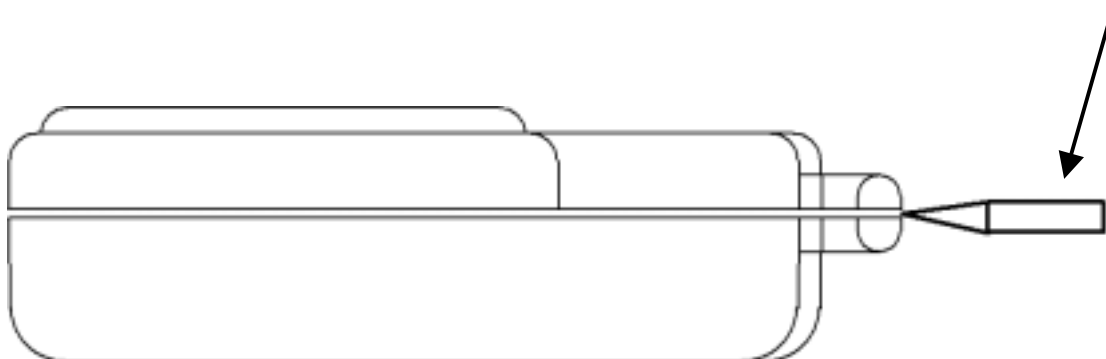
To open the case care should be taken not to damage the casing, the best method is to use a “flat” headed screwdriver inserted into the key ring holder area where shown, and then, a gentle twisting action to “pop” the casing apart.

The case is re assembled by simply aligning the two halves together and then firmly snapping them together by hand.

Battery location



Screwdriver



Radiometrix Ltd
Hartcran House
231 Kenton Lane
Harrow, Middlesex
HA3 8RP
ENGLAND
Tel: +44 (0) 20 8909 9595
Fax: +44 (0) 20 8909 2233
sales@radiometrix.com
www.radiometrix.com

Copyright notice

This product data sheet is the original work and copyrighted property of Radiometrix Ltd. Reproduction in whole or in part must give clear acknowledgement to the copyright owner.

Limitation of liability

The information furnished by Radiometrix Ltd is believed to be accurate and reliable. Radiometrix Ltd reserves the right to make changes or improvements in the design, specification or manufacture of its subassembly products without notice. Radiometrix Ltd does not assume any liability arising from the application or use of any product or circuit described herein, nor for any infringements of patents or other rights of third parties which may result from the use of its products. This data sheet neither states nor implies warranty of any kind, including fitness for any particular application. These radio devices may be subject to radio interference and may not function as intended if interference is present. We do NOT recommend their use for life critical applications.

The Intrastat commodity code for all our modules is: 8542 6000

R&TTE Directive

After 7 April 2001 the manufacturer can only place finished product on the market under the provisions of the R&TTE Directive. Equipment within the scope of the R&TTE Directive may demonstrate compliance to the essential requirements specified in Article 3 of the Directive, as appropriate to the particular equipment.

Further details are available on The Office of Communications (Ofcom) web site:

<http://www.ofcom.org.uk/radiocomms/ifi/>

Information Requests
Ofcom
Riverside House
2a Southwark Bridge Road
London SE1 9HA
Tel: +44 (0)845 456 3000 or 020 7981 3040
Fax: +44 (0)20 7783 4033
information.requests@ofcom.org.uk

European Radiocommunications Office (ERO)
Pebblinghus
Nansensgade 19
DK 1366 Copenhagen
Tel. +45 33896300
Fax +45 33896330
ero@ero.dk
www.ero.dk