

< Small Signal InGaP HBT >

MGF3022AM

4pin flat lead package

DESCRIPTION

The MGF3022AM InGaP-HBT(Heterojunction Bipolar Transistor) is designed for use in L to C band amplifiers.

The 4pin flat lead package is small-thin size, and offers high cost performance.

FEATURES

$G_{LP}=18\text{dB}$, $P_{1\text{dB}}=16.5\text{dBm}$, $OIP_3=32\text{dBm}$
@ $f=2.4\text{GHz}$, $V_{CE}=3\text{V}$, $I_C=33\text{mA}$

APPLICATION

L to C band low noise amplifiers

QUALITY GRADE

GG

MITSUBISHI Proprietary

Not to be reproduced or disclosed without permission by Mitsubishi Electric

RECOMMENDED BIAS CONDITIONS

$V_{CE}=3\text{V}$, $I_C=33\text{mA}$

ABSOLUTE MAXIMUM RATINGS (Ta=25°C)

Symbol	Parameter	Ratings	Unit
VCBO	Collector to Base voltage	12.0V	V
VCEO	Collector to Emitter voltage	4.0V	V
VEBO	Emitter to Base voltage	2.0V	V
IC	Collector current	45	mA
IB	Base current	10	mA
PT	Total power dissipation	160	mW
Tch	Channel temperature	150	°C
Tstg	Storage temperature	-40 to +125	°C

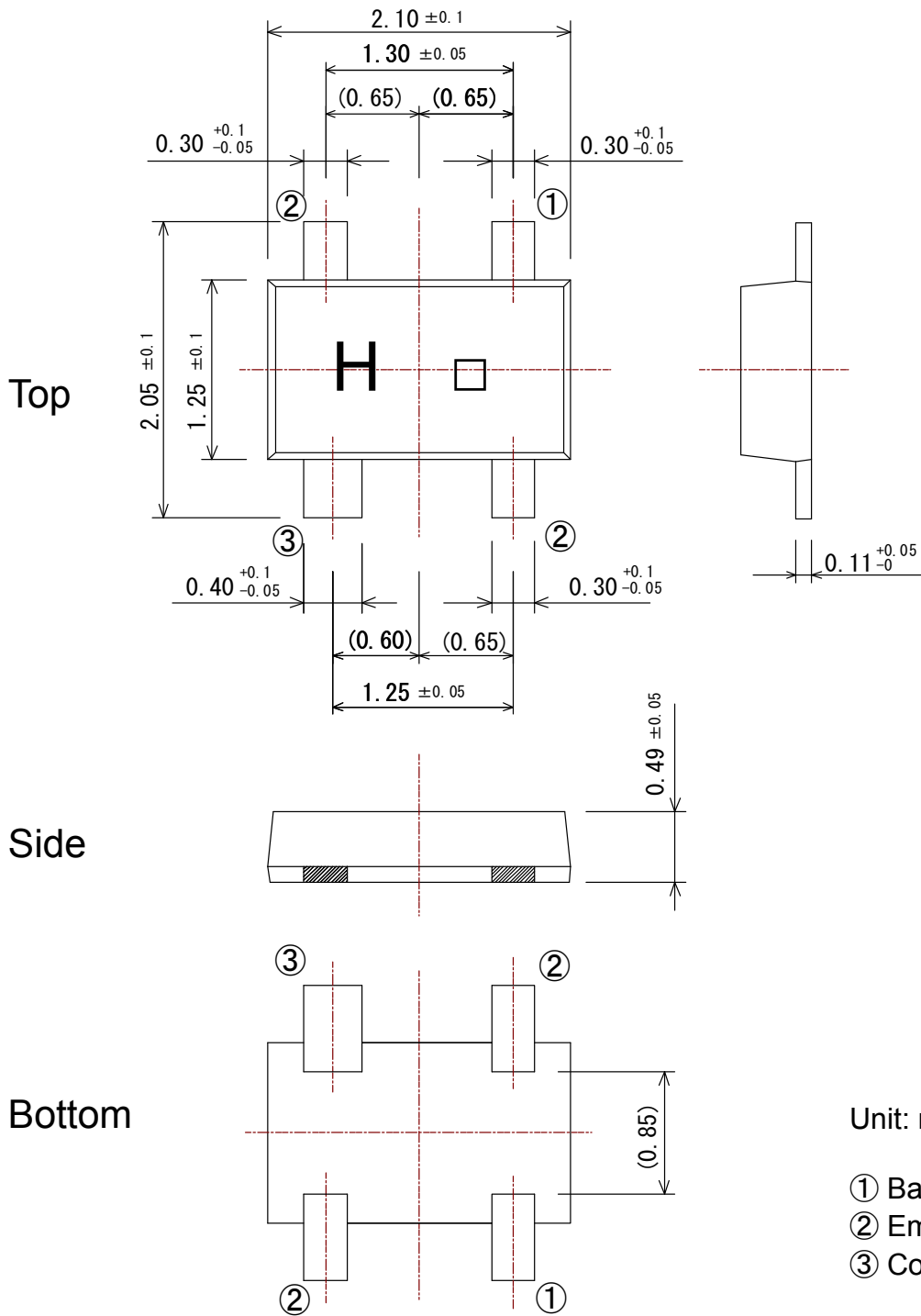
ELECTRICAL CHARACTERISTICS (Ta=25°C)

Symbol	Parameter	Test conditions	Limits			Unit
			MIN.	TYP.	MAX	
h_{FE}	DC Current Gain	$V_{CE}=3\text{V}$, $I_C=33\text{mA}$	90	110	130	
G_{LP}	Linear Power Gain	$V_{CE}=3\text{V}$, $I_C=33\text{mA}$	15.5	18	--	dB
$P_{1\text{dB}}$	Output power at 1dB gain compression	$f=2.4\text{GHz}$	14	16.5	--	dBm
OIP_3	3rd Oder Intermodulation Distortion Output Intercept Point		--	32	--	dBm
G_s	Associated gain	$V_{CE}=3\text{V}$, $I_C=7\text{mA}$	--	15	--	dB
NFmin.	Minimum noise figure	$f=2.4\text{GHz}$	--	1.0	--	dB

Note 1: OIP_3 , G_s and NFmin. @2.4GHz are not tested.

Note 2: G_{LP} and $P_{1\text{dB}}$ @2.4GHz are tested with sampling inspection.

<Small Signal InGaP HBT>
MGF3022AM
 4pin flat lead package



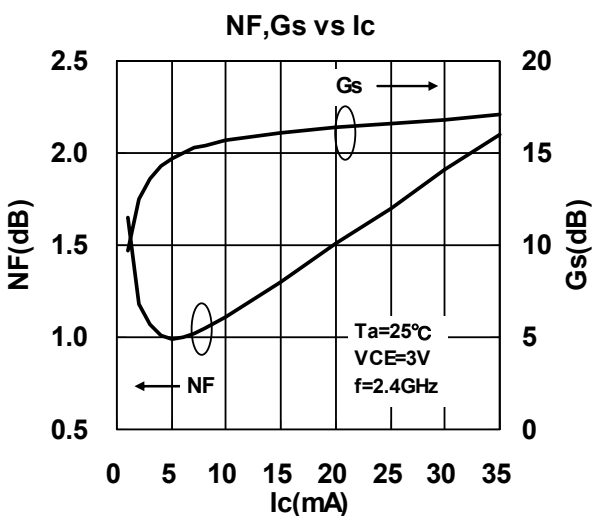
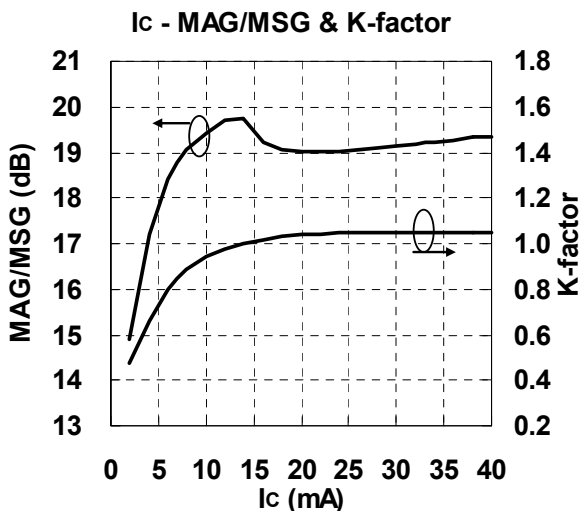
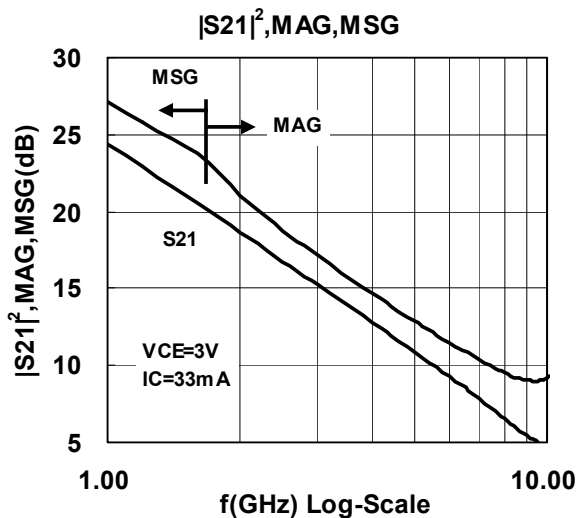
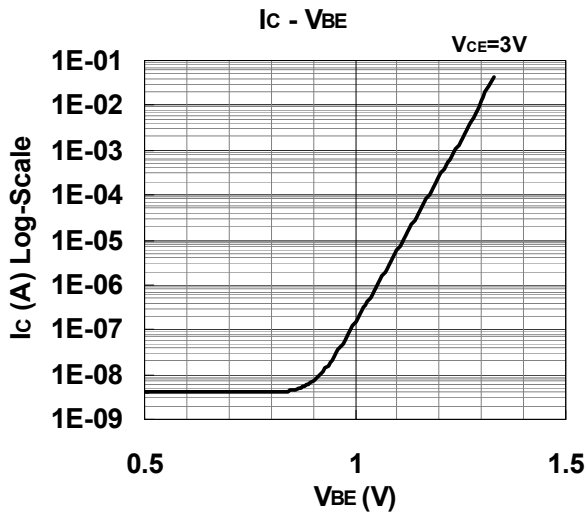
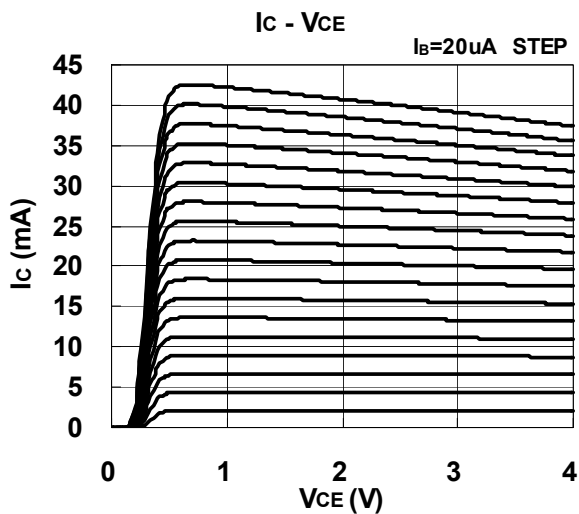
Unit: mm

- ① Base
- ② Emitter
- ③ Collector

(GD-30)

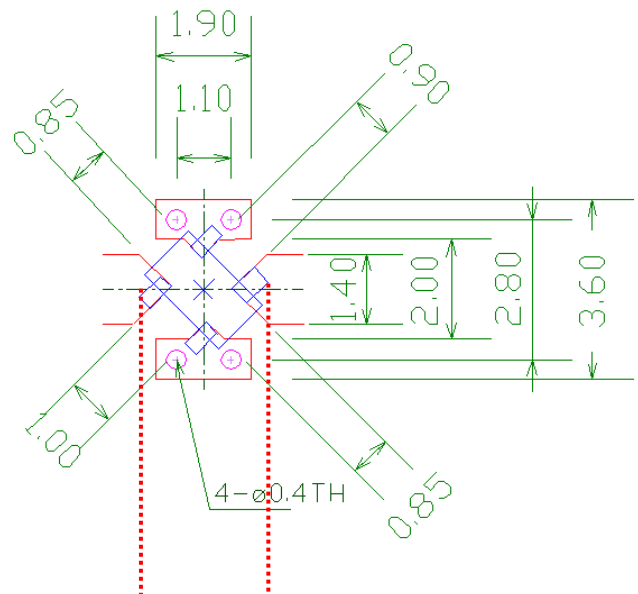
(Reference data)

TYPICAL CHARACTERISTICS (Ta=25°C)



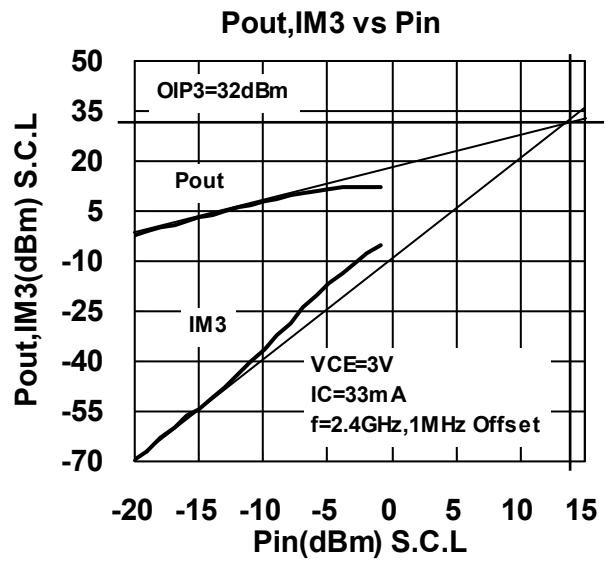
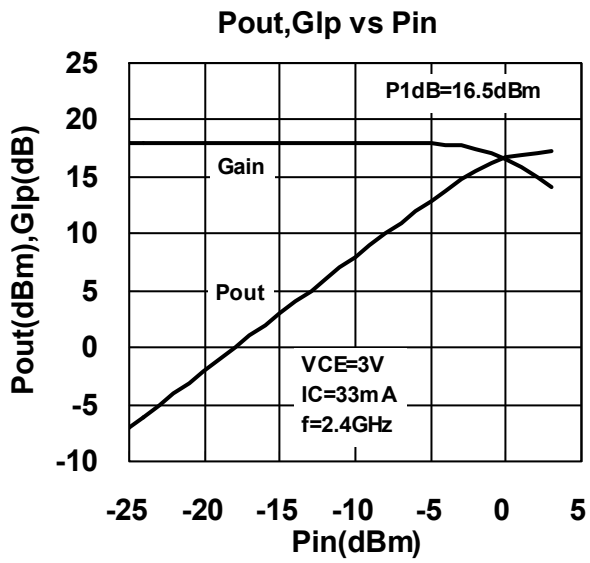
(Conditions: VCE=3V, IC=33mA, Ta=25deg.C)

f (GHz)	S11		S21		S12		S22		K	MAG/MSG (dB)
	Mag.	Angle	Mag.	Angle	Mag.	Angle	Mag.	Angle		
1	0.403	-155.3	16.514	93.9	0.032	55.0	0.329	-62.6	0.84	27.1
2	0.405	169.7	8.577	72.0	0.054	53.6	0.203	-69.9	1.02	21.1
3	0.428	147.6	5.780	55.5	0.076	47.9	0.155	-78.8	1.07	17.2
4	0.459	129.9	4.353	40.5	0.098	40.1	0.121	-93.3	1.09	14.7
5	0.499	114.8	3.485	26.1	0.118	31.3	0.089	-118.2	1.09	12.9
6	0.539	100.1	2.902	11.9	0.138	21.6	0.065	-154.8	1.08	11.5
7	0.588	88.2	2.464	-1.7	0.154	11.9	0.083	152.6	1.08	10.4
8	0.639	77.3	2.126	-14.5	0.168	2.3	0.127	121.7	1.06	9.5
9	0.689	67.6	1.874	-27.0	0.180	-7.7	0.182	103.2	1.03	9.0
10	0.733	58.5	1.673	-39.5	0.190	-17.4	0.238	91.7	1.00	9.2
11	0.774	49.9	1.499	-51.8	0.198	-26.9	0.287	81.1	0.96	8.8
12	0.800	41.5	1.350	-63.7	0.203	-36.1	0.333	73.5	0.94	8.2
13	0.802	33.8	1.228	-74.6	0.209	-44.6	0.383	64.6	0.96	7.7
14	0.817	26.6	1.137	-86.6	0.219	-53.9	0.401	55.6	0.92	7.1
15	0.815	18.9	1.040	-98.0	0.227	-64.0	0.413	49.6	0.92	6.6
16	0.794	11.1	0.954	-109.3	0.230	-74.1	0.441	42.9	0.98	6.2
17	0.783	5.3	0.875	-120.1	0.236	-83.7	0.446	32.4	1.02	4.8
18	0.770	0.3	0.806	-128.6	0.234	-93.9	0.434	26.6	1.09	3.6



Measurement plane

Recommended foot pattern;FR4($\epsilon_r=4.6@1\text{MHz}$, $t=0.8\text{mm}$)



Keep safety first in your circuit designs!

- Mitsubishi Electric Corporation puts the maximum effort into making semiconductor products better and more reliable, but there is always the possibility that trouble may occur with them. Trouble with semiconductors may lead to personal injury, fire or property damage. Remember to give due consideration to safety when making your circuit designs, with appropriate measures such as (i) placement of substitutive, auxiliary circuits, (ii) use of non-flammable material or (iii) prevention against any malfunction or mishap.

Notes regarding these materials

- These materials are intended as a reference to assist our customers in the selection of the Mitsubishi semiconductor product best suited to the customer's application; they do not convey any license under any intellectual property rights, or any other rights, belonging to Mitsubishi Electric Corporation or a third party.
- Mitsubishi Electric Corporation assumes no responsibility for any damage, or infringement of any third-party's rights, originating in the use of any product data, diagrams, charts, programs, algorithms, or circuit application examples contained in these materials.
- All information contained in these materials, including product data, diagrams, charts, programs and algorithms represents information on products at the time of publication of these materials, and are subject to change by Mitsubishi Electric Corporation without notice due to product improvements or other reasons. It is therefore recommended that customers contact Mitsubishi Electric Corporation or an authorized Mitsubishi Semiconductor product distributor for the latest product information before purchasing a product listed herein.
The information described here may contain technical inaccuracies or typographical errors.
Mitsubishi Electric Corporation assumes no responsibility for any damage, liability, or other loss rising from these inaccuracies or errors.
Please also pay attention to information published by Mitsubishi Electric Corporation by various means, including the Mitsubishi Semiconductor home page (<http://www.mitsubishielectric.com/>).
- When using any or all of the information contained in these materials, including product data, diagrams, charts, programs, and algorithms, please be sure to evaluate all information as a total system before making a final decision on the applicability of the information and products. Mitsubishi Electric Corporation assumes no responsibility for any damage, liability or other loss resulting from the information contained herein.
- Mitsubishi Electric Corporation semiconductors are not designed or manufactured for use in a device or system that is used under circumstances in which human life is potentially at stake. Please contact Mitsubishi Electric Corporation or an authorized Mitsubishi Semiconductor product distributor when considering the use of a product contained herein for any specific purposes, such as apparatus or systems for transportation, vehicular, medical, aerospace, nuclear, or undersea repeater use.
- The prior written approval of Mitsubishi Electric Corporation is necessary to reprint or reproduce in whole or in part these materials.
- If these products or technologies are subject to the Japanese export control restrictions, they must be exported under a license from the Japanese government and cannot be imported into a country other than the approved destination.
Any diversion or re-export contrary to the export control laws and regulations of Japan and/or the country of destination is prohibited.
- Please contact Mitsubishi Electric Corporation or an authorized Mitsubishi Semiconductor product distributor for further details on these materials or the products contained therein.