

< Power GaAs FET >

MGF1451A

Micro-X ceramic package

DESCRIPTION

The MGF1451A power GaAs MES FETs designed for use in S to Ku band amplifiers.

FEATURES

High gain and High P1dB
 $G_{lp}=10.5\text{dB}$, $P_{1\text{dB}}=13\text{dBm}$ (Typ.) @ $f=12\text{GHz}$

APPLICATION

S to Ku band low noise amplifiers

QUALITY GRADE

GG

RECOMMENDED BIAS CONDITIONS

$V_{DS}=3\text{V}$, $I_D=30\text{mA}$

RoHS COMPLIANT

MGF1451A is a RoHS compliant product. RoHS compliance is indicated by the letter "G" after the Lot Marking.

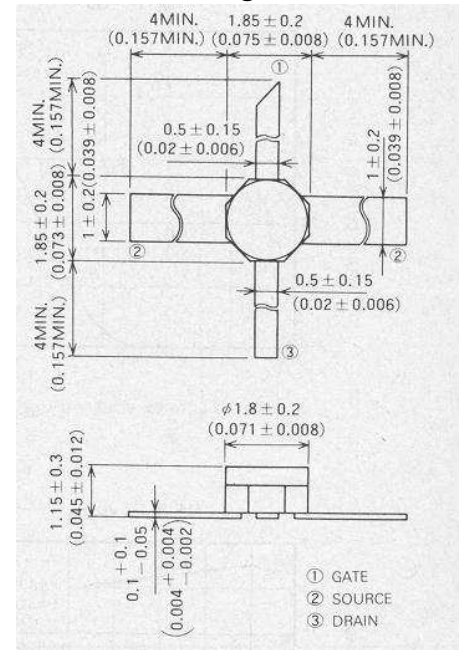
ABSOLUTE MAXIMUM RATINGS (Ta=25°C)

Symbol	Parameter	Ratings	Unit
VGDO	Gate to drain voltage	-8	V
VGSO	Gate to source voltage	-8	V
ID	Drain current	120	mA
PT	Total power dissipation	300	mW
T _{ch}	Channel temperature	175	°C
T _{stg}	Storage temperature	-55 to +125	°C

ELECTRICAL CHARACTERISTICS (Ta=25°C)

Symbol	Parameter	Test conditions	Limits			Unit
			MIN.	TYP.	MAX.	
V(BR)GDO	Gate to drain breakdown voltage	$I_G=-30\mu\text{A}$	-8	--	--	V
V(BR)GSO	Gate to source breakdown voltage	$I_G=-30\mu\text{A}$	-8	--	--	V
IGSS	Gate to source leakage current	$V_{GS}=-3\text{V}, V_{DS}=0\text{V}$	--	--	10	μA
IDSS	Saturated drain current	$V_{GS}=0\text{V}, V_{DS}=3\text{V}$	35	60	120	mA
VGS(off)	Gate to source cut-off voltage	$V_{DS}=3\text{V}, I_D=300\mu\text{A}$	-0.3	-1.4	-3.5	V
G _{lp}	Linear power gain	$V_{DS}=3\text{V},$ $I_D=30\text{mA}, f=12\text{GHz}$	9.0	10.5	--	dB
P1dB.	Output power at 1dB gain compression		11.0	13.0	--	dB
R _t	Thermal resistance	--	--	--	420	°C/W

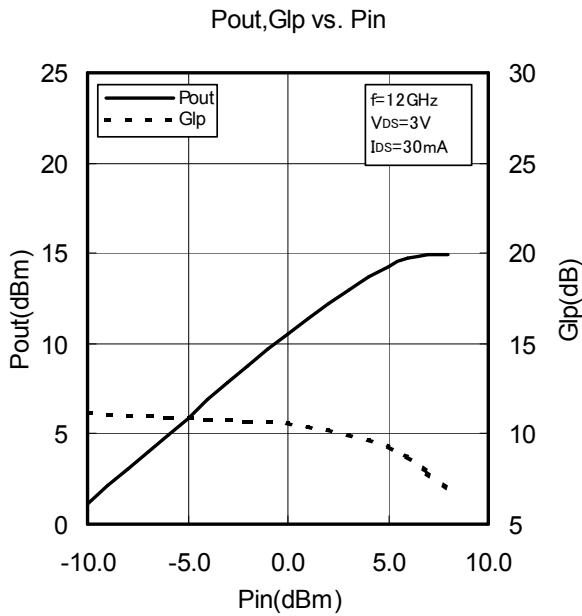
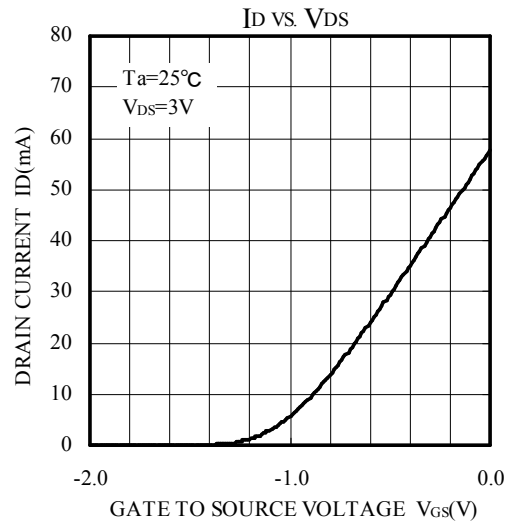
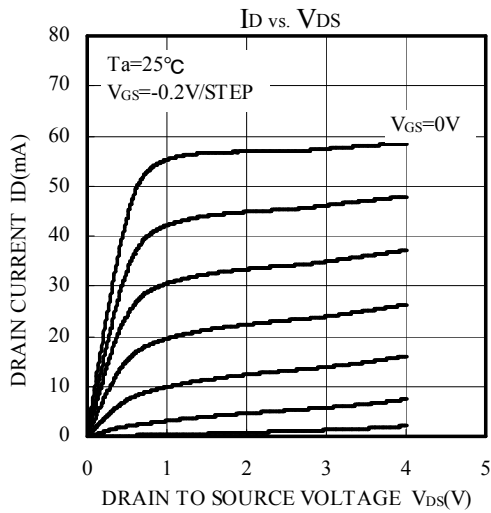
Outline Drawing



MITSUBISHI Proprietary

Not to be reproduced or disclosed without permission by Mitsubishi Electric

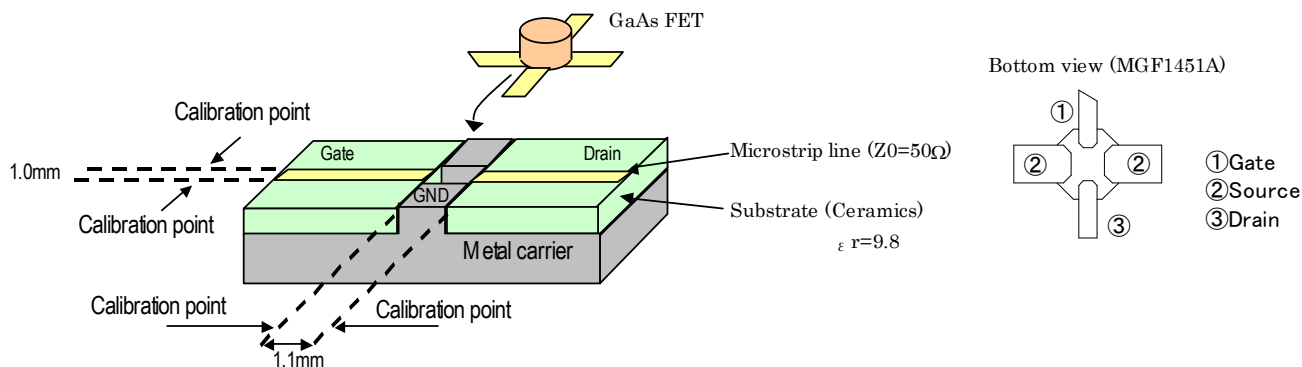
TYPICAL CHARACTERISTICS (Ta=25°C)



S PARAMETERS

(Conditions: VDS=3V, IDS=30mA, Ta=25deg.C)

freq (GHz)	S11		S21		S12		S22		K	MSG/MAG (dB)
	Mag.	Angle	Mag.	Angle	Mag.	Angle	Mag.	Angle		
1	0.986	-21.3	4.089	159.6	0.016	75.2	0.542	-15.9	0.17	24.1
2	0.953	-41.0	3.848	140.9	0.029	61.4	0.544	-31.0	0.30	21.2
3	0.921	-58.6	3.570	124.1	0.039	50.8	0.542	-43.3	0.40	19.6
4	0.886	-74.3	3.274	109.1	0.046	41.7	0.539	-52.9	0.51	18.5
5	0.850	-90.2	3.054	93.5	0.052	31.2	0.528	-64.5	0.64	17.7
6	0.810	-101.0	2.823	80.9	0.054	24.8	0.531	-72.5	0.82	17.2
7	0.784	-111.5	2.686	68.9	0.055	19.3	0.541	-79.2	0.93	16.9
8	0.748	-121.3	2.588	57.3	0.055	15.5	0.547	-85.4	1.08	14.9
9	0.714	-131.5	2.542	45.4	0.057	13.5	0.552	-91.2	1.17	14.0
10	0.667	-143.9	2.541	33.2	0.062	11.2	0.560	-96.6	1.18	13.5
11	0.606	-157.3	2.562	19.6	0.067	4.4	0.556	-103.4	1.27	12.7
12	0.521	-173.0	2.586	5.6	0.069	-4.9	0.544	-109.9	1.46	11.7
13	0.447	165.7	2.653	-9.6	0.073	-13.3	0.526	-117.9	1.52	11.4
14	0.386	134.3	2.686	-26.7	0.076	-23.5	0.496	-125.7	1.58	11.0
15	0.382	95.5	2.674	-45.2	0.078	-37.5	0.451	-135.0	1.60	10.8
16	0.460	57.9	2.619	-65.5	0.080	-54.5	0.379	-144.3	1.57	10.7
17	0.578	29.8	2.445	-86.0	0.080	-73.9	0.282	-154.0	1.54	10.5
18	0.688	8.2	2.224	-106.6	0.077	-95.0	0.169	-157.6	1.51	10.4
19	0.767	-8.0	1.979	-126.1	0.075	-117.1	0.060	-138.7	1.46	10.2
20	0.794	-20.5	1.736	-145.0	0.077	-140.2	0.083	-42.8	1.48	9.4



Note

We are ready to provide nonlinear model for ADS and MWO users. If you are interested, please contact our sales offices.

Keep safety first in your circuit designs!

- Mitsubishi Electric Corporation puts the maximum effort into making semiconductor products better and more reliable, but there is always the possibility that trouble may occur with them. Trouble with semiconductors may lead to personal injury, fire or property damage. Remember to give due consideration to safety when making your circuit designs, with appropriate measures such as (i) placement of substitutive, auxiliary circuits, (ii) use of non-flammable material or (iii) prevention against any malfunction or mishap.

Notes regarding these materials

- These materials are intended as a reference to assist our customers in the selection of the Mitsubishi semiconductor product best suited to the customer's application; they do not convey any license under any intellectual property rights, or any other rights, belonging to Mitsubishi Electric Corporation or a third party.
- Mitsubishi Electric Corporation assumes no responsibility for any damage, or infringement of any third-party's rights, originating in the use of any product data, diagrams, charts, programs, algorithms, or circuit application examples contained in these materials.
- All information contained in these materials, including product data, diagrams, charts, programs and algorithms represents information on products at the time of publication of these materials, and are subject to change by Mitsubishi Electric Corporation without notice due to product improvements or other reasons. It is therefore recommended that customers contact Mitsubishi Electric Corporation or an authorized Mitsubishi Semiconductor product distributor for the latest product information before purchasing a product listed herein.
The information described here may contain technical inaccuracies or typographical errors.
Mitsubishi Electric Corporation assumes no responsibility for any damage, liability, or other loss rising from these inaccuracies or errors.
Please also pay attention to information published by Mitsubishi Electric Corporation by various means, including the Mitsubishi Semiconductor home page (<http://www.mitsubishielectric.com/>).
- When using any or all of the information contained in these materials, including product data, diagrams, charts, programs, and algorithms, please be sure to evaluate all information as a total system before making a final decision on the applicability of the information and products. Mitsubishi Electric Corporation assumes no responsibility for any damage, liability or other loss resulting from the information contained herein.
- Mitsubishi Electric Corporation semiconductors are not designed or manufactured for use in a device or system that is used under circumstances in which human life is potentially at stake. Please contact Mitsubishi Electric Corporation or an authorized Mitsubishi Semiconductor product distributor when considering the use of a product contained herein for any specific purposes, such as apparatus or systems for transportation, vehicular, medical, aerospace, nuclear, or undersea repeater use.
- The prior written approval of Mitsubishi Electric Corporation is necessary to reprint or reproduce in whole or in part these materials.
- If these products or technologies are subject to the Japanese export control restrictions, they must be exported under a license from the Japanese government and cannot be imported into a country other than the approved destination.
Any diversion or re-export contrary to the export control laws and regulations of Japan and/or the country of destination is prohibited.
- Please contact Mitsubishi Electric Corporation or an authorized Mitsubishi Semiconductor product distributor for further details on these materials or the products contained therein.