

A Wide Lineup of 248 nm, 365 nm and 436 nm Type

The C6080 series is a compact UV power meter specifically designed to measure the intensity of UV radiation emitted from the light guide output end of a UV spot light source. The C6080 uses a UV sensor that exhibits stable sensitivity even after long exposure to UV radiation, allowing reliable measurement with good repeatability. As a useful option, an adapter for clamping the light guide output end is also available.

FEATURES

- Compact and lightweight
- Excellent accuracy
- Absolute value display of UV intensity (mW/cm^2)
- Easy-to-read digital display
- Sensor head isolated from display unit allows flexible measurement.
- 200-hours continuous operation by 9 V battery (006P)
- External output (analog output)

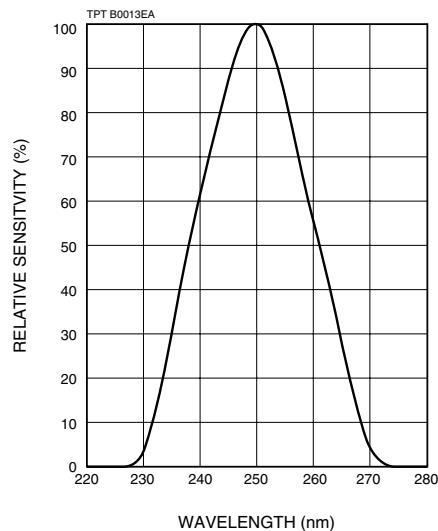


APPLICATIONS

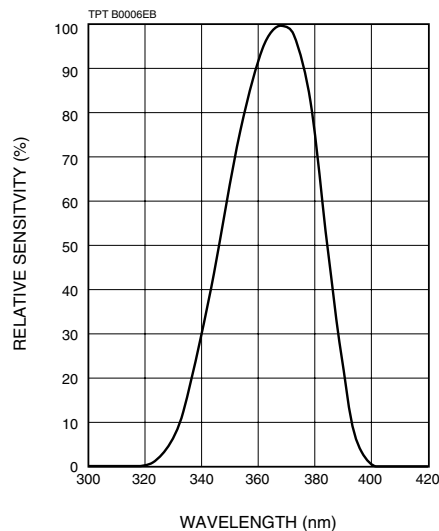
- UV intensity measurement of UV curing and UV ink light sources
- UV intensity measurement of various UV spot light sources

Figure 1: Spectral Response Characteristics

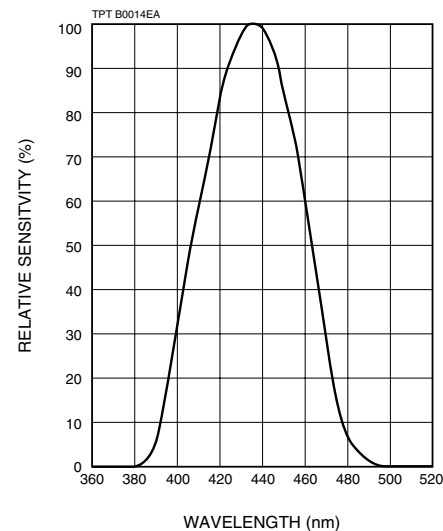
■ C6080-02



■ C6080-03, -13



■ C6080-04



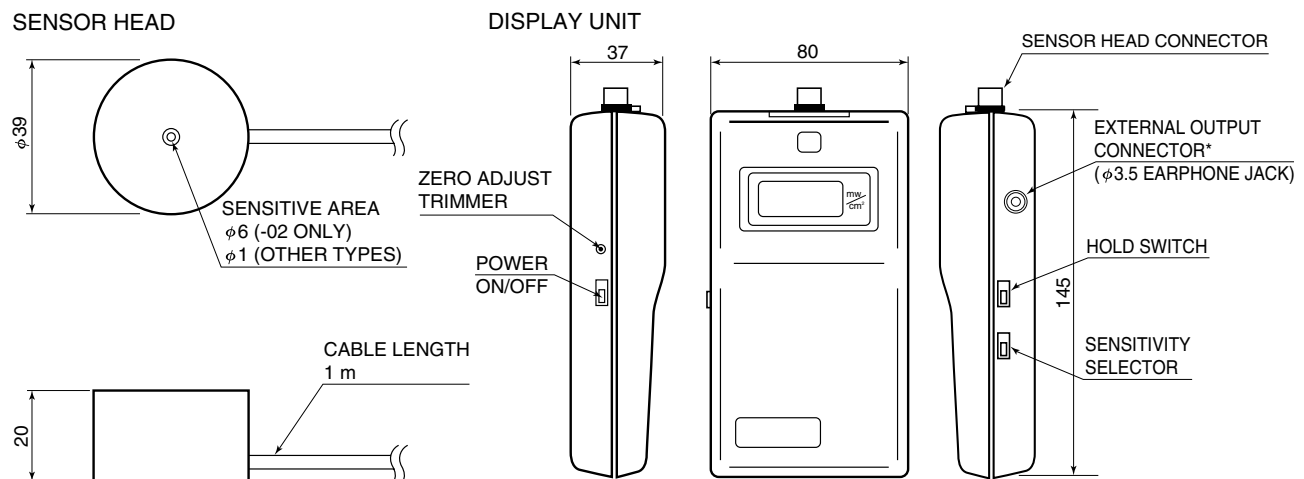
UV POWER METERS C6080 SERIES

SPECIFICATIONS

Parameter		C6080-02	C6080-03	C6080-04	C6080-13	Unit
Sensitive Area		φ 6	φ 1			mm
Sensitive Wavelength Range		230 to 270	320 to 400	380 to 480	320 to 400	nm
Calibrated Wavelength		248	365	436	365	nm
Optical Power	SENS. L	1 to 1999			10 to 19990	mW/cm ²
Measurement Range *	SENS. H	0.1 to 199.9			1 to 1999	
Display		3-1/2 digits Liquid crystal digital display				—
Sampling Interval		2.5				times/s
External Output (analog)		1.000 V per liquid crystal display "1000"				—
Operating Temperature Range		0 to +50				°C
Power Requirement		9 V battery (006P) 1 piece				—
Current Consumption (Max.)		2				mA
Weight	Sensor Head (including cable)	Approx. 100				g
	Display Unit (including battery)	Approx. 200				
Carrying Case Size (W × H × D)		330 × 70 × 230				mm

* Sensitivity is calibrated at the specific calibration wavelength, so the display value may vary when used to measure light source emissions on a different spectrum. This is the recommended calibration period (every 1 year) when high reliability is required. Please contact to our sales office for re-calibration fee.

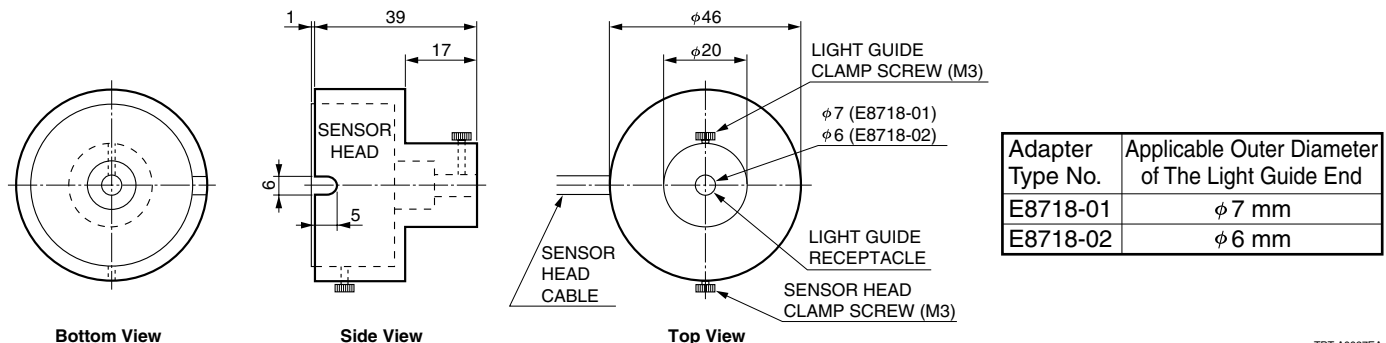
Figure 2: Dimensional Outline (Unit: mm)



* External output connector plug: MP-106PC (Marushin electric mfg.) or equivalent

TPT A0021ED

Figure 3: Light Guide Clamp Adapter (Option) Dimensional Outline (Unit: mm)



TPT A0027EA

* Adapters for furcated light guide are also available.

* This adapter is designed to measure UV intensity under constant conditions, at a point 10 mm away from the light guide output end.

HAMAMATSU

WEB SITE www.hamamatsu.com

HAMAMATSU PHOTONICS K.K., Electron Tube Division

314-5, Shimokanzo, Iwata City, Shizuoka Pref., 438-0193, Japan, Telephone: (81)539/62-5248, Fax: (81)539/62-2205

U.S.A.: Hamamatsu Corporation: 360 Foothill Road, P. O. Box 6910, Bridgewater, N.J. 08807-0910, U.S.A., Telephone: (1)908-231-0960, Fax: (1)908-231-1218 E-mail: usa@hamamatsu.com

Germany: Hamamatsu Photonics Deutschland GmbH: Arzbergerstr. 10, D-82211 Herrsching am Ammersee, Germany, Telephone: (49)8152-375-0, Fax: (49)8152-2658 E-mail: info@hamamatsu.de

France: Hamamatsu Photonics France S.A.R.L.: 19, Rue du Saule Trépu, Parc du Moulin de Massy, 91882 Massy Cedex, France, Telephone: (33)1 69 53 71 00, Fax: (33)1 69 53 71 10 E-mail: infos@hamamatsu.fr

United Kingdom: Hamamatsu Photonics UK Limited: 2 Howard Court, 10 Tewin Road Welwyn Garden City Hertfordshire AL7 1BW, United Kingdom, Telephone: 44-(0)1707-294888, Fax: 44-(0)1707-325777 E-mail: info@hamamatsu.co.uk

North Europe: Hamamatsu Photonics Norden AB: Smidesvägen 12, SE-171-41 SOLNA, Sweden, Telephone: (46)8-509-031-00, Fax: (46)8-509-031-01 E-mail: info@hamamatsu.se

Italy: Hamamatsu Photonics Italia: S.R.L.: Strada della Moia, 1/E, 20020 Arese, (Milano), Italy, Telephone: (39)02-935 81 733, Fax: (39)02-935 81 741 E-mail: info@hamamatsu.it

TPT 1005E07
JUL. 2008 IP