

Miniature Broadband Gain Stage 70 - 3000 MHz

Rev. V1

Features

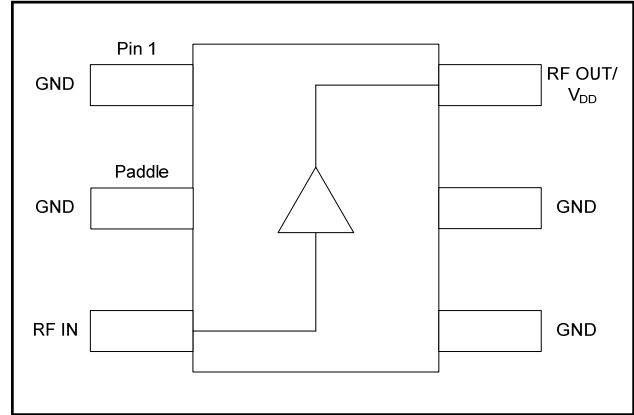
- Low Noise Figure
- High IP₃
- Single Supply +3 V, +5 V⁶
- RoHS* Compliant SC70- 6LD Package

Description

M/A-COM Technology's MAAL-009120 broadband gain stage is a GaAs MMIC amplifier in a lead-free SC70-6LD (SOT-363) surface mount plastic package. The MAAL-009120 employs a monolithic 1-stage self-biased design featuring a convenient 50 Ω input/output impedance that minimizes the number of external components required. Its broadband design provides usable performance from 500 to 3000 MHz.

For operation below 500 MHz contact M/A-COM Tech's application group for support.

Functional Block Diagram



Pin Configuration

PIN	Function	Description
1	GND	Ground
2	GND	Ground
3	RF In	RF input
4	GND	Ground
5	GND	Ground
6	RF Out/V _{DD}	RF output & drain voltage input

Ordering Information^{1,2}

Part Number	Package
MAAL-009120 -TR1000	1000 piece reel
MAAL-009120 -TR3000	3000 piece reel
MAAL-009120 -001SMB	Sample Test Board

1. Reference Application Note M513 for reel size information.
2. All sample boards include 5 loose parts.

Absolute Maximum Ratings^{3,4,5}

Parameter	Absolute Maximum
RF Output Power	22 dBm
Voltage	5.5 volts
Operating Temperature	-40 °C to +85 °C
Storage Temperature	-65 °C to +150 °C

3. Exceeding any one or combination of these limits may cause permanent damage to this device.
4. M/A-COM Technology does not recommend sustained operation near these survivability limits.
5. Operating at 5 volts with no drain resistor will require the RF output power to be no greater than 10 dBm.

* Restrictions on Hazardous Substances, European Union Directive 2002/95/EC.

1

ADVANCED: Data Sheets contain information regarding a product M/A-COM Technology Solutions is considering for development. Performance is based on target specifications, simulated results, and/or prototype measurements. Commitment to develop is not guaranteed.

PRELIMINARY: Data Sheets contain information regarding a product M/A-COM Technology Solutions has under development. Performance is based on engineering tests. Specifications are typical. Mechanical outline has been fixed. Engineering samples and/or test data may be available. Commitment to produce in volume is not guaranteed.

• **North America** Tel: 800.366.2266 • **Europe** Tel: +353.21.244.6400
 • **India** Tel: +91.80.43537383 • **China** Tel: +86.21.2407.1588
 Visit www.macomtech.com for additional data sheets and product information.

M/A-COM Technology Solutions Inc. and its affiliates reserve the right to make changes to the product(s) or information contained herein without notice.

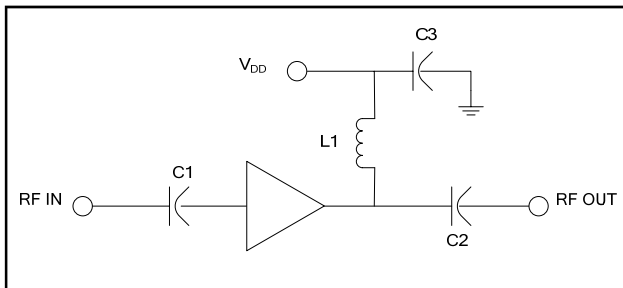
Miniature Broadband Gain Stage 70 - 3000 MHz

Rev. V1

Electrical Specifications: Freq. = 500 - 3000 MHz, $T_A = 25^\circ\text{C}$, $Z_0 = 50 \Omega$

Parameter	Test Conditions	Units	Bias Voltage			
			3 Volts			5 Volts ⁶
			Min.	Typ.	Max.	Typ.
Gain	F = 0.9 GHz	dB	—	14	—	14.5
	F = 1.9 GHz		10.4	11	13.0	11.2
	F = 3.0 GHz		—	8	—	8.5
Noise Figure	F = 0.9 GHz	dB	—	1.4	—	1.5
	F = 1.9 GHz		—	1.4	1.8	1.5
	F = 3.0 GHz		—	1.5	—	1.6
Input Return Loss	F = 0.9 GHz	dB	—	7	—	7
	F = 1.9 GHz		—	11	—	11.0
	F = 3.0 GHz		—	11	—	10.5
Output Return Loss	F = 0.9 GHz	dB	—	22	—	26
	F = 1.9 GHz		—	20	—	18.5
	F = 3.0 GHz		—	15.5	—	17
Output P1dB	500 – 3000 MHz	dBm	—	18.5	—	—
Output IP ₃	500 – 3000 MHz	dBm	—	35	—	35
Current	—	mA	60	80	100	95

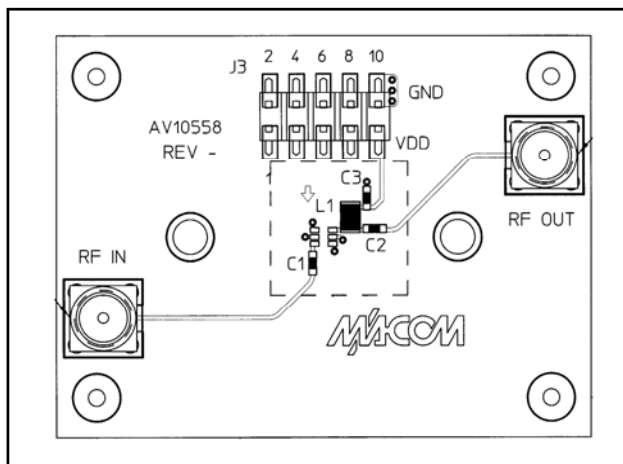
Baseline Application Schematic @ 3V, 5V



Component List @ 3V, 5V

Part	Value	Case Style	Purpose
C1	39 pF	0402	Input DC Block
C2	39 pF	0402	Output DC Block
C3	470 pF	0402	RF Bypass
L1	12 nH	0805	RF Choke/Tuning

Recommended PCB Configuration @ 3V, 5V



Handling Procedures

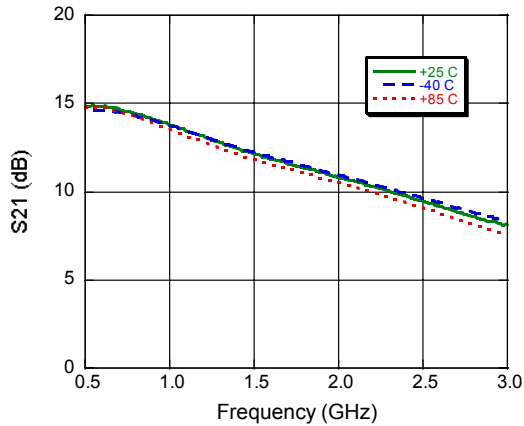
The following precautions should be observed to avoid damage:

Static Sensitivity

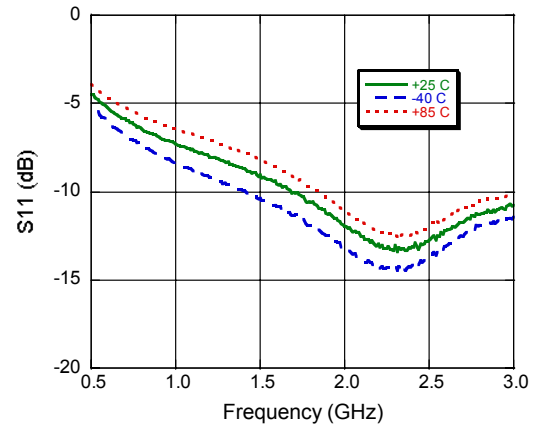
Gallium Arsenide Integrated Circuits are sensitive to electrostatic discharge (ESD) and can be damaged by static electricity. Proper ESD control techniques should be used when handling these devices.

Typical Performance Curves: $V_{DD} = 3\text{ V}$

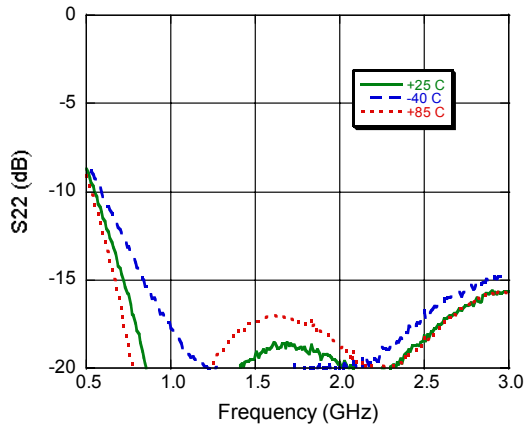
Gain



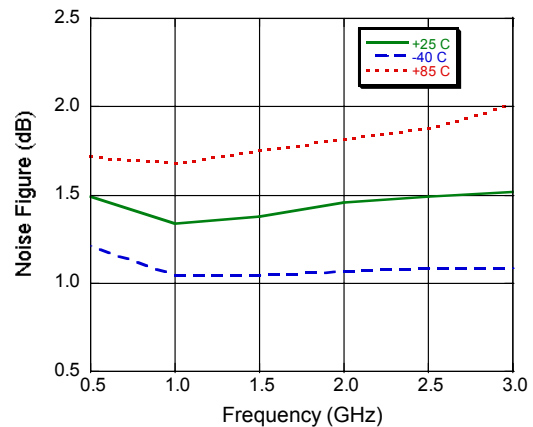
Input Return Loss



Output Return Loss



Noise Figure

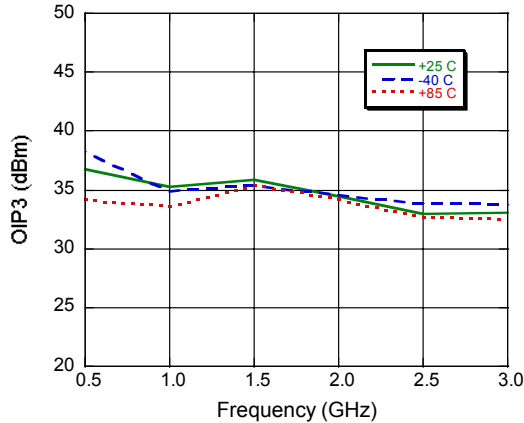


Miniature Broadband Gain Stage 70 - 3000 MHz

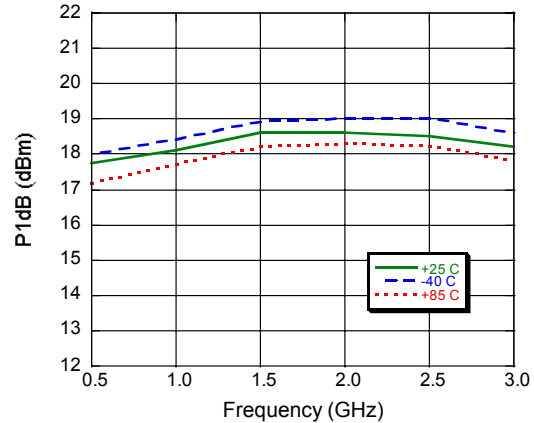
Rev. V1

Typical Performance Curves: $V_{DD} = 3\text{ V}$

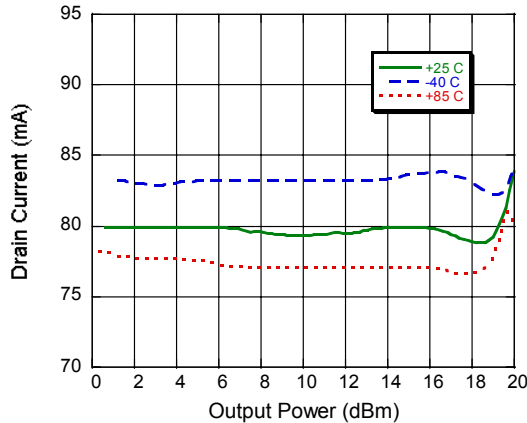
Output IP3, Input Power @ -12 dBm



P1dB



Current

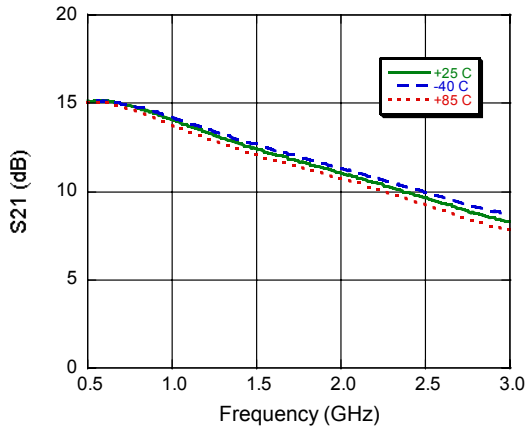


Miniature Broadband Gain Stage 70 - 3000 MHz

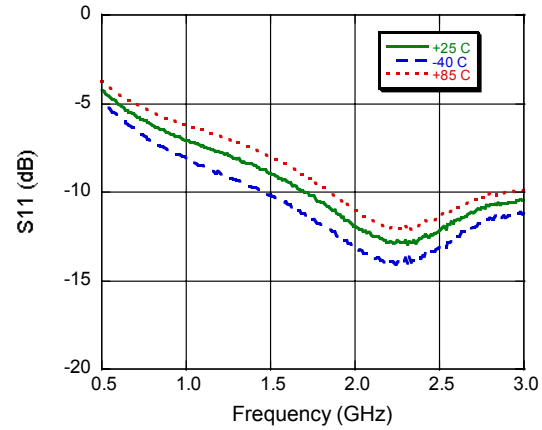
Rev. V1

Typical Performance Curves: $V_{DD} = 5 V^6$

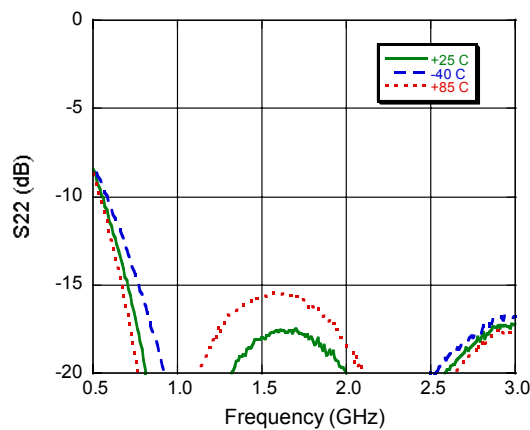
Gain



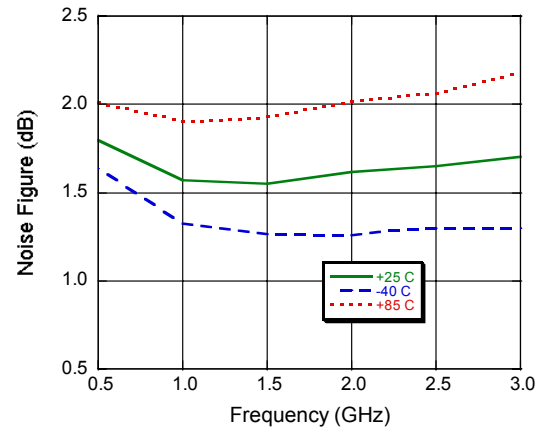
Input Return Loss



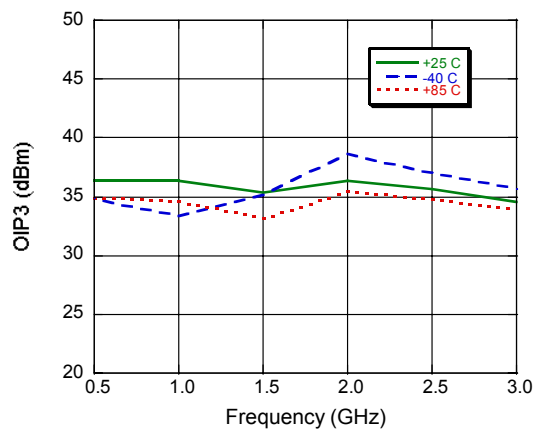
Output Return Loss



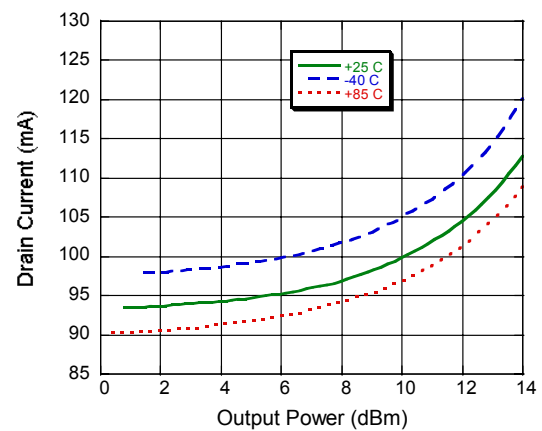
Noise Figure



Output IP3, Input Power = -12 dBm



Current



6. This device can run from a single 5 volt supply, but for 1M hour MTTF the output power must be no greater than 10 dBm unless using a series resistor on the drain. See Application note 7 on page 7.

5

ADVANCED: Data Sheets contain information regarding a product M/A-COM Technology Solutions is considering for development. Performance is based on target specifications, simulated results, and/or prototype measurements. Commitment to develop is not guaranteed.
PRELIMINARY: Data Sheets contain information regarding a product M/A-COM Technology Solutions has under development. Performance is based on engineering tests. Specifications are typical. Mechanical outline has been fixed. Engineering samples and/or test data may be available. Commitment to produce in volume is not guaranteed.

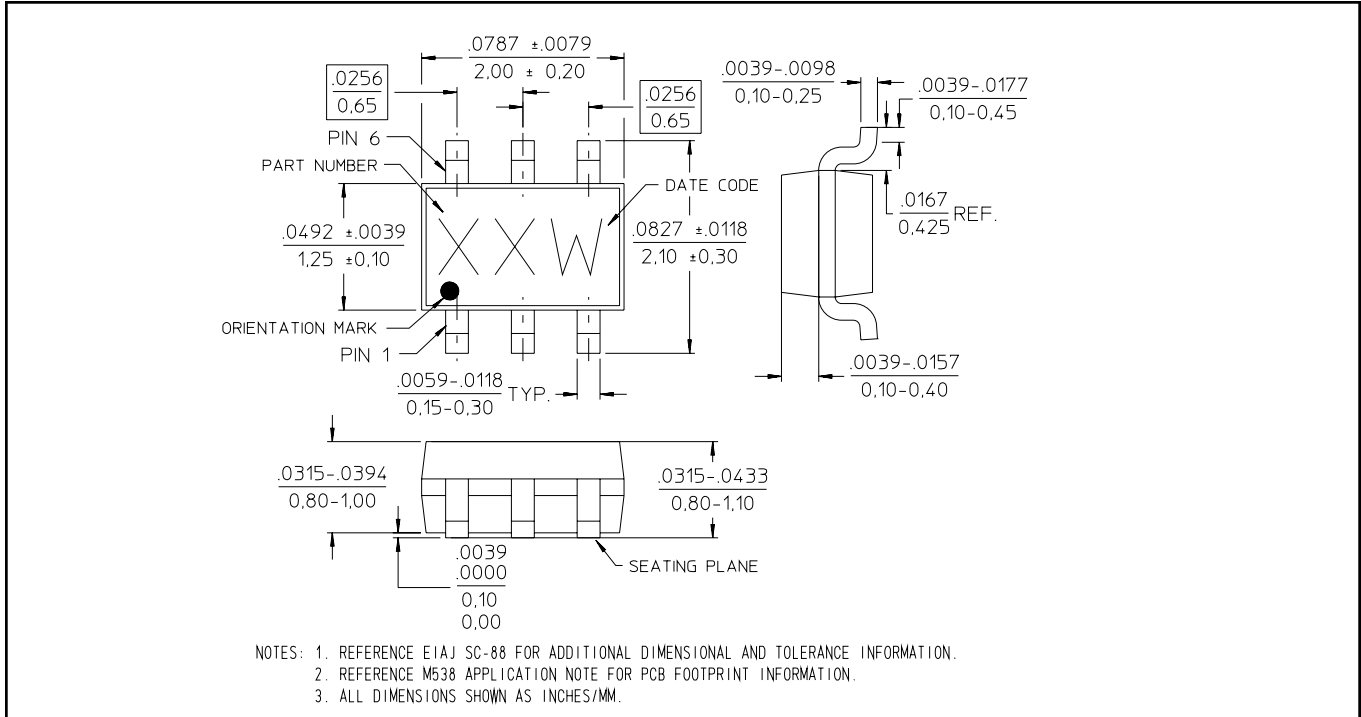
• **North America** Tel: 800.366.2266 • **Europe** Tel: +353.21.244.6400
 • **India** Tel: +91.80.43537383 • **China** Tel: +86.21.2407.1588
 Visit www.macomtech.com for additional data sheets and product information.

M/A-COM Technology Solutions Inc. and its affiliates reserve the right to make changes to the product(s) or information contained herein without notice.

Miniature Broadband Gain Stage 70 - 3000 MHz

Rev. V1

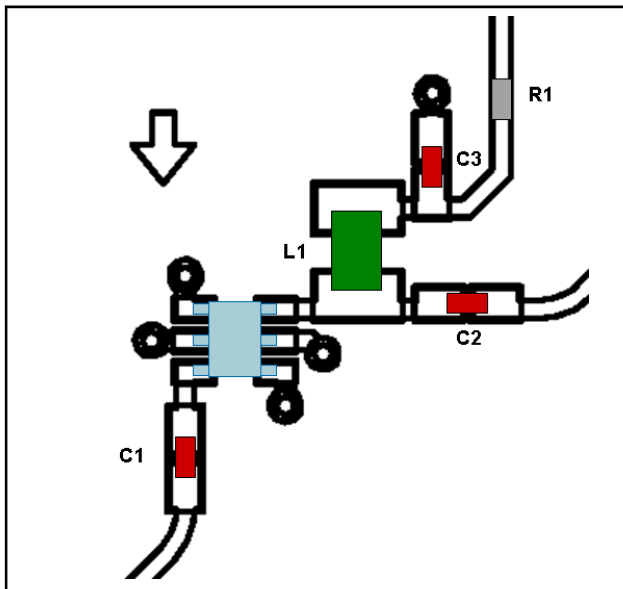
Lead-Free SC70-6LD (SOT-363)[†]



[†] Reference Application Note M538 for lead-free solder reflow recommendations.
Meets JEDEC moisture sensitivity level 1 requirements.
Plating is 100% matte tin over copper.

5 Volt Application Section for operation above 10 dBm output power

Application Layout Schematic @ 5V ⁷

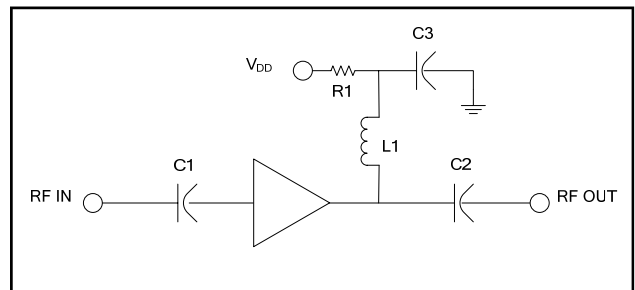


7. The addition of a 24.9 Ω series resistor on the drain line allows for 5 volt operation above 10 dBm output power, but no greater than 22 dBm of output power.

Component List @ 5V

Part	Value	Case Style	Purpose
C1	39 pF	0402	Input DC Block
C2	39 pF	0402	Output DC Block
C3	470 pF	0402	RF Bypass
L1	12 nH	0805	RF Choke/Tuning
R1	24.9 Ω	0402	Voltage Drop

Application Schematic @ 5V



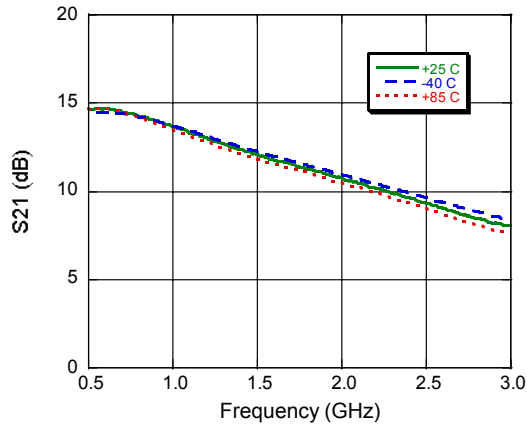
Miniature Broadband Gain Stage 70 - 3000 MHz

Rev. V1

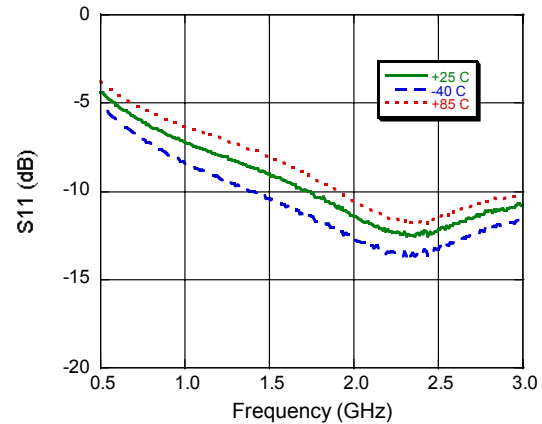
5 Volt Application Section for operation above 10 dBm output power

Typical Performance Curves: $V_{DD} = 5\text{ V}$

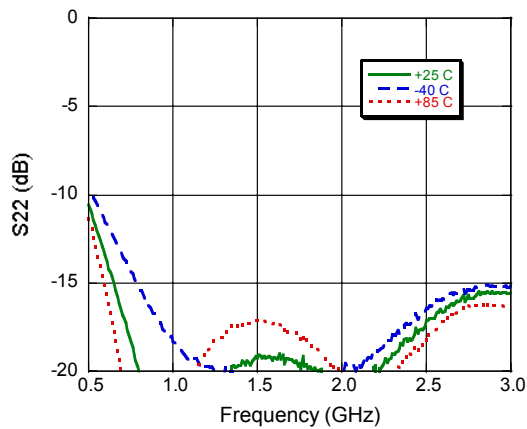
Gain



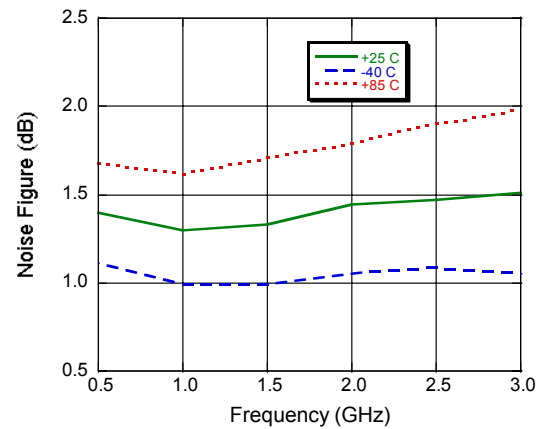
Input Return Loss



Output Return Loss



Noise Figure



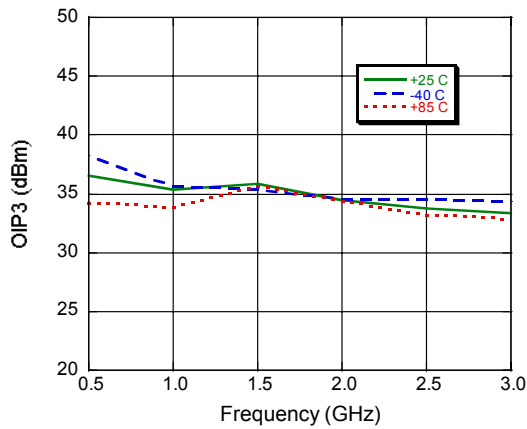
Miniature Broadband Gain Stage 70 - 3000 MHz

Rev. V1

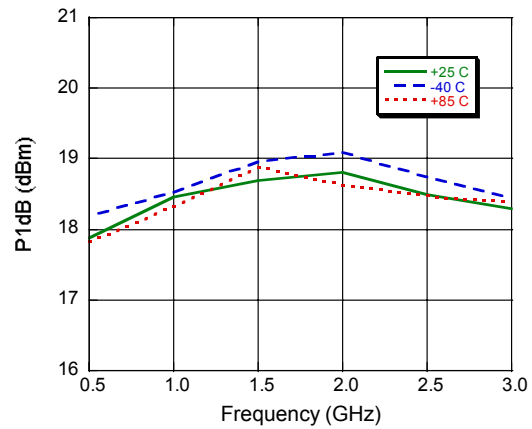
5 Volt Application Section for operation above 10 dBm output power

Typical Performance Curves: $V_{DD} = 5\text{ V}$

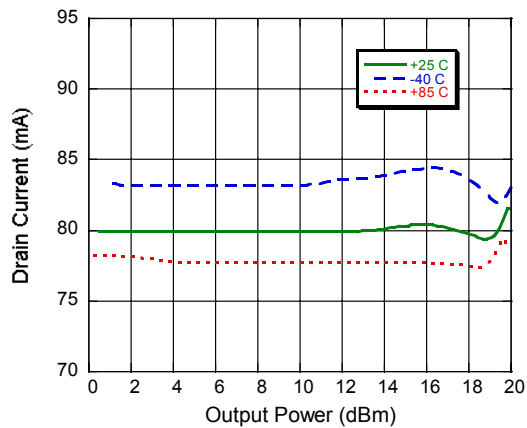
Output IP3, Input Power @ -12 dBm



P1dB



Current

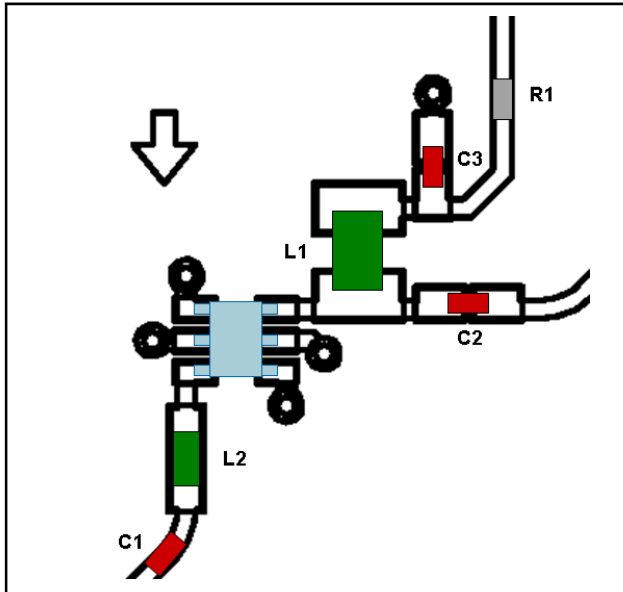


Miniature Broadband Gain Stage 70 - 3000 MHz

Rev. V1

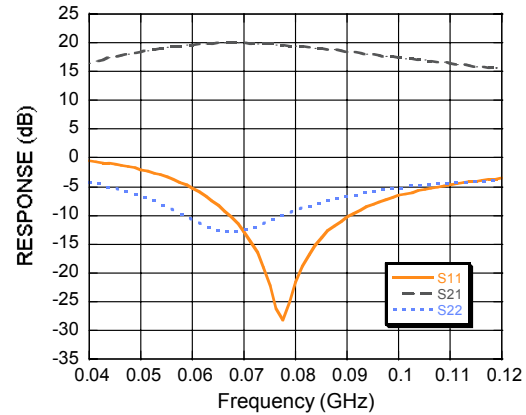
3 Volt Application Section @ 70 MHz

Application Layout Schematic @ 3V

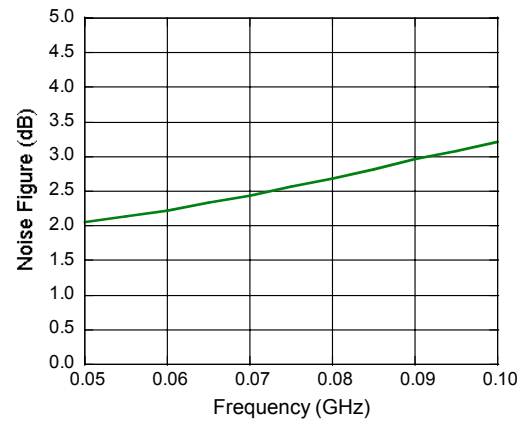


Typical Performance Curves: $V_{DD} = 3\text{ V}$

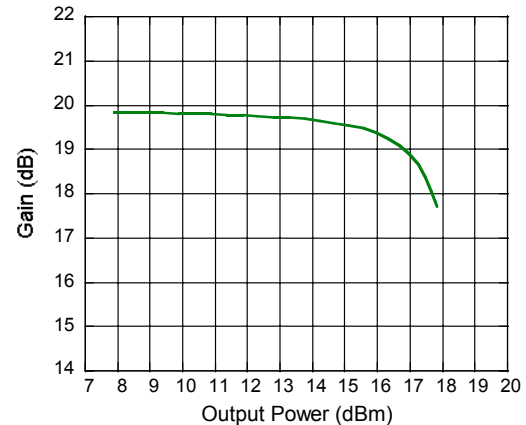
S-Parameter Response @ 3 Volts



Noise Figure



P1dB



Component List @ 3V

Part	Value	Case Style
C1 - C3	0.1 μF	0402
L1	80 nH	0805
L2	220 nH	0603
R1	3 Ω	0402

ADVANCED: Data Sheets contain information regarding a product M/A-COM Technology Solutions is considering for development. Performance is based on target specifications, simulated results, and/or prototype measurements. Commitment to develop is not guaranteed.
PRELIMINARY: Data Sheets contain information regarding a product M/A-COM Technology Solutions has under development. Performance is based on engineering tests. Specifications are typical. Mechanical outline has been fixed. Engineering samples and/or test data may be available. Commitment to produce in volume is not guaranteed.

• **North America** Tel: 800.366.2266 • **Europe** Tel: +353.21.244.6400
 • **India** Tel: +91.80.43537383 • **China** Tel: +86.21.2407.1588
 Visit www.macontech.com for additional data sheets and product information.

M/A-COM Technology Solutions Inc. and its affiliates reserve the right to make changes to the product(s) or information contained herein without notice.