

E-Series RF 1:1 Transformer

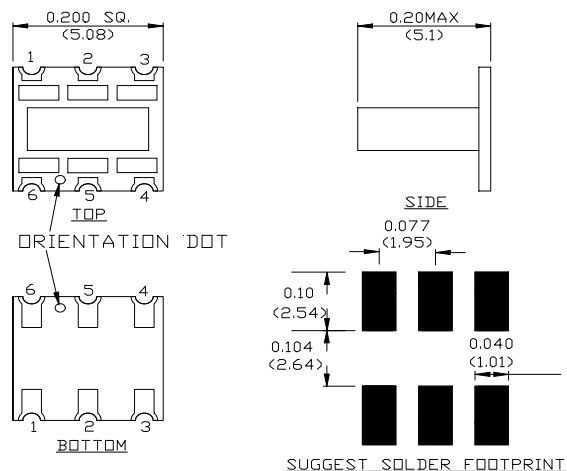
4.5 - 2000 MHz



Features

- Surface Mount
- 1:1 Impedance Ratio
- Available on Tape & Reel

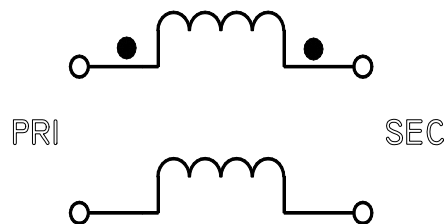
SM-52 Package



Description

M/A-COM's ETN1-1-13 is a 1:1 RF transformer in a low cost, surface mount package. Ideally suited for high volume applications.

Schematic



Electrical Specifications @ 25°C

Parameter	Units	Nominal	Maximum	Mean (x)	Sigma (σ)
Frequency Range 4.5 - 2000	MHz	—	—	—	—
Insertion Loss ($f_L - f_U$)	4.5 - 1000 MHz	—	1.0	0.32	0.036
	1000 - 2000 MHz	—	2.0	—	—
Amplitude Unbalance	dB	—	1.0	—	—
4.5 - 1000 MHz					
Phase Unbalance	Degrees	—	20	—	—
4.5 - 1000 MHz					

Note: Mean and Sigma calculated from average loss at @ $(f_U - f_L)/2 + f_L$

Please Note that the photograph above indicates typical package only, not actual unit.

V1.00 S 1455

ADVANCED: Data Sheets contain information regarding a product M/A-COM Technology Solutions is considering for development. Performance is based on target specifications, simulated results, and/or prototype measurements. Commitment to develop is not guaranteed.
PRELIMINARY: Data Sheets contain information regarding a product M/A-COM Technology Solutions has under development. Performance is based on engineering tests. Specifications are typical. Mechanical outline has been fixed. Engineering samples and/or test data may be available. Commitment to produce in volume is not guaranteed.

• **North America** Tel: 800.366.2266 • **Europe** Tel: +353.21.244.6400
 • **India** Tel: +91.80.4155721 • **China** Tel: +86.21.2407.1588
 Visit www.macomtech.com for additional data sheets and product information.

M/A-COM Technology Solutions Inc. and its affiliates reserve the right to make

Absolute Maximum Ratings

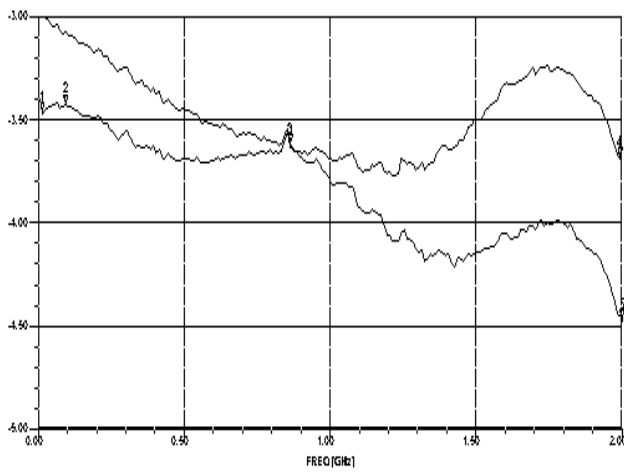
Parameter	Absolute Maximum
RF Power	250 mW
DC Current	30 mA
Operating/Storage Temperature	-40°C to +85°C

Functional Configuration

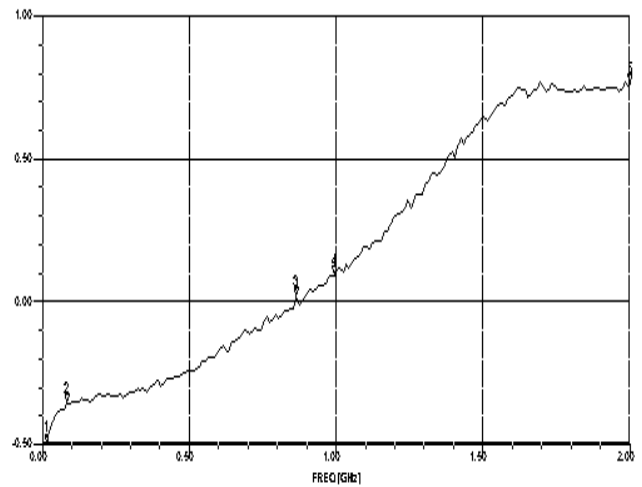
Function	Pin No.
Secondary Dot	1
Center Tap	-
Secondary	3
Primary	4
Not Connected	2,5
Primary Dot	6

Typical Performance @ +25°C

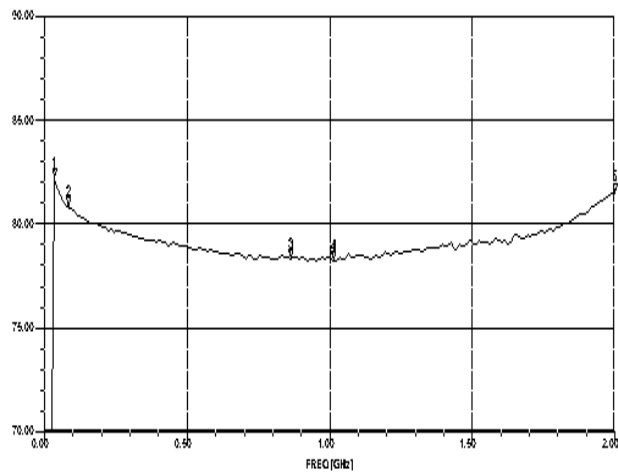
Insertion Loss



Amplitude Unbalance



Phase Unbalance



V1.00 S 1455

ADVANCED: Data Sheets contain information regarding a product M/A-COM Technology Solutions is considering for development. Performance is based on target specifications, simulated results, and/or prototype measurements. Commitment to develop is not guaranteed.
PRELIMINARY: Data Sheets contain information regarding a product M/A-COM Technology Solutions has under development. Performance is based on engineering tests. Specifications are typical. Mechanical outline has been fixed. Engineering samples and/or test data may be available. Commitment to produce in volume is not guaranteed.

• **North America** Tel: 800.366.2266 • **Europe** Tel: +353.21.244.6400
 • **India** Tel: +91.80.4155721 • **China** Tel: +86.21.2407.1588
 Visit www.macomtech.com for additional data sheets and product information.

M/A-COM Technology Solutions Inc. and its affiliates reserve the right to make