

MAFL-010101-CB0AD0



MoCA Band Pass Filter
1125 - 1550 MHz

Rev. V1

Features

- 75 Ohm
- SMT unit
- RoHS Compliant

Description

- M/A-COM Technology Solutions's MAFL-010101-CB0AD0 is a surface mount Band-Pass Filter unit designed for MoCA applications.

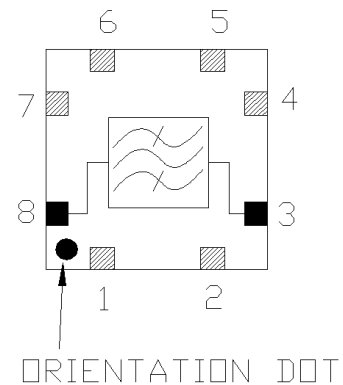
Product Image



Pin Configuration

Function	Pin Number
Input Port	8
Band-Pass Port	3
Ground	1, 2, 4 - 7
Not connected	-

Functional Schematic



Electrical Specifications: $T_A = 25^\circ\text{C}$, $Z_0 = 75\Omega$, $P_{in} = 0\text{dBm}$

Parameter	Units	Typ	Min	Max
Insertion Loss 1125 - 1550 MHz	dB	1.7	-	2.0
Stop band Rejection 5 - 800 MHz	dB	43	40	-
800 - 1002 MHz	dB	40	37	-
2250 - 2400 MHz	dB	33	30	-
2400 - 2600 MHz	dB	36	18	-
2600 - 3000 MHz	dB	36	10	-
Input Port Return Loss 1125 - 1200 MHz	dB	14	12	-
1200 - 1550 MHz	dB	13	11	-

Recommended Maximum

Parameter	Value
Storage Temperature	-40°C to +85°C
Operating Temperature	-40°C to +85°C
DC Current	30mA
RF Power	250mW

1

ADVANCED: Data Sheets contain information regarding a product M/A-COM Technology Solutions is considering for development. Performance is based on target specifications, simulated results, and/or prototype measurements. Commitment to develop is not guaranteed.

PRELIMINARY: Data Sheets contain information regarding a product M/A-COM Technology Solutions has under development. Performance is based on engineering tests. Specifications are typical. Mechanical outline has been fixed. Engineering samples and/or test data may be available. Commitment to produce in volume is not guaranteed.

• **North America** Tel: 800.366.2266 • **Europe** Tel: +353.21.244.6400
• **India** Tel: +91.80.43537383 • **China** Tel: +86.21.2407.1588

Visit www.macomtech.com for additional data sheets and product information.

M/A-COM Technology Solutions Inc. and its affiliates reserve the right to make changes to the product(s) or information contained herein without notice.

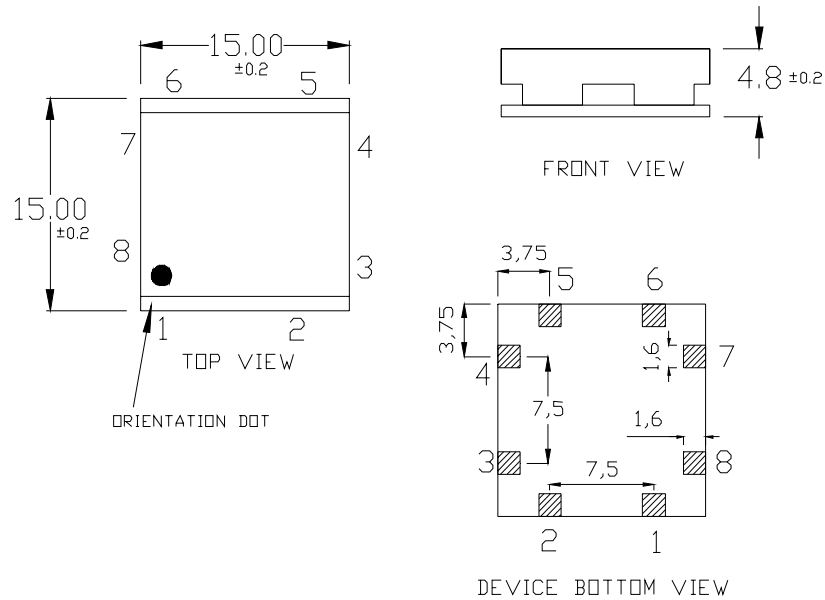
MAFL-010101-CB0AD0



MoCA Band Pass Filter
1125 - 1550 MHz

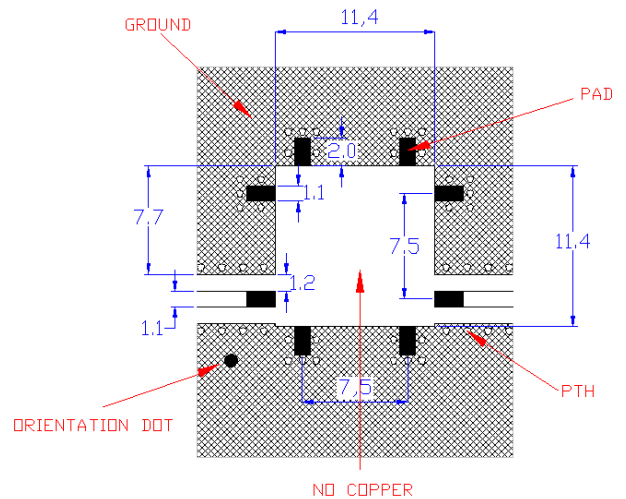
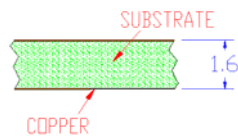
Rev. V1

Component Dimensions



Recommended PCB Configuration

- Track dimension = 1.1mm
- Gap dimension = 1.2mm
- It is not recommended to run tracks under the filter unless they are greater than 1.6mm below the base.
- Ground should be 1.6mm below the base of the filter
- Area directly under the filter should be free from copper



* Dimensions are millimeters, tolerance ± 0.1 unless otherwise specified.

MAFL-010101-CB0AD0

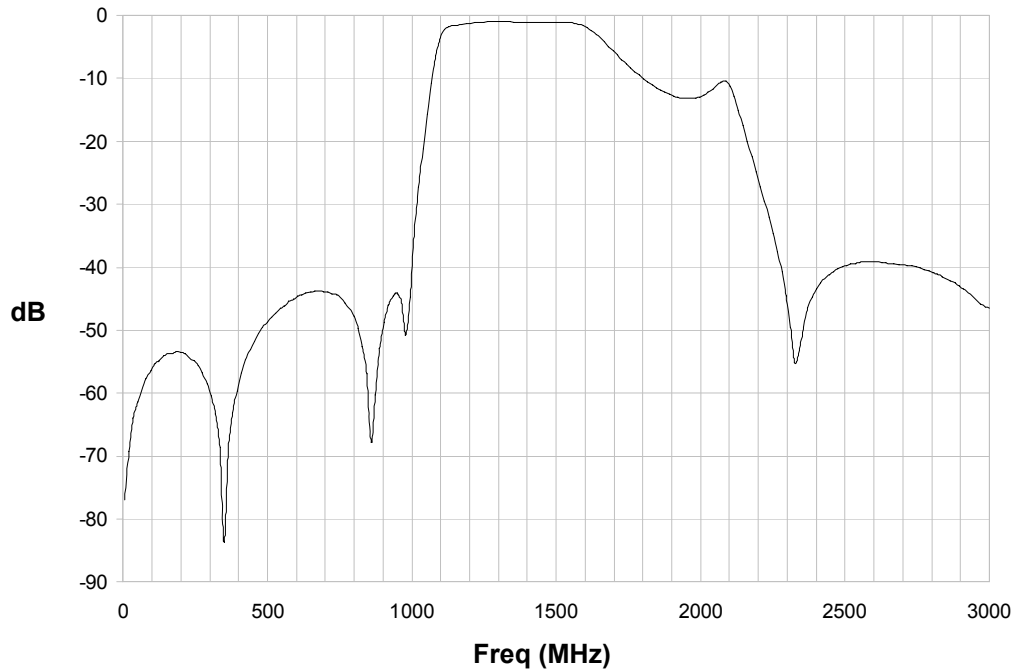


MoCA Band Pass Filter
1125 - 1550 MHz

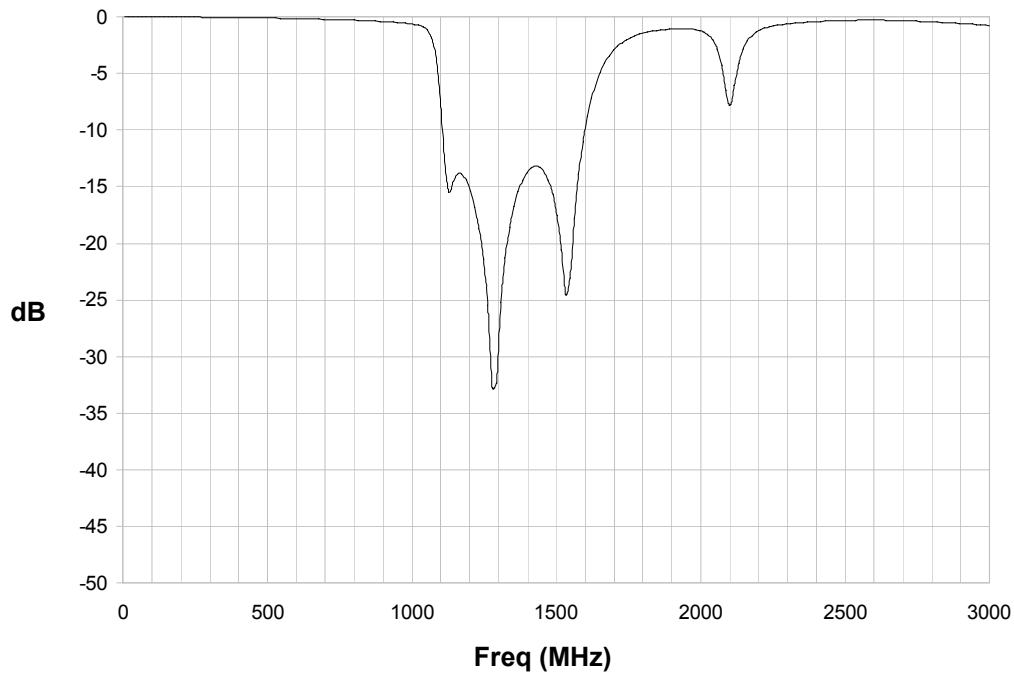
Rev. V1

Typical Performance Curves: $T_A = 25^\circ\text{C}$, $Z_0 = 75\Omega$, $P_{in} = 0\text{dBm}$

Insertion Loss



Return Loss



ADVANCED: Data Sheets contain information regarding a product M/A-COM Technology Solutions is considering for development. Performance is based on target specifications, simulated results, and/or prototype measurements. Commitment to develop is not guaranteed.
PRELIMINARY: Data Sheets contain information regarding a product M/A-COM Technology Solutions has under development. Performance is based on engineering tests. Specifications are typical. Mechanical outline has been fixed. Engineering samples and/or test data may be available. Commitment to produce in volume is not guaranteed.

• **North America** Tel: 800.366.2266 • **Europe** Tel: +353.21.244.6400
• **India** Tel: +91.80.43537383 • **China** Tel: +86.21.2407.1588
Visit www.macomtech.com for additional data sheets and product information.

M/A-COM Technology Solutions Inc. and its affiliates reserve the right to make changes to the product(s) or information contained herein without notice.

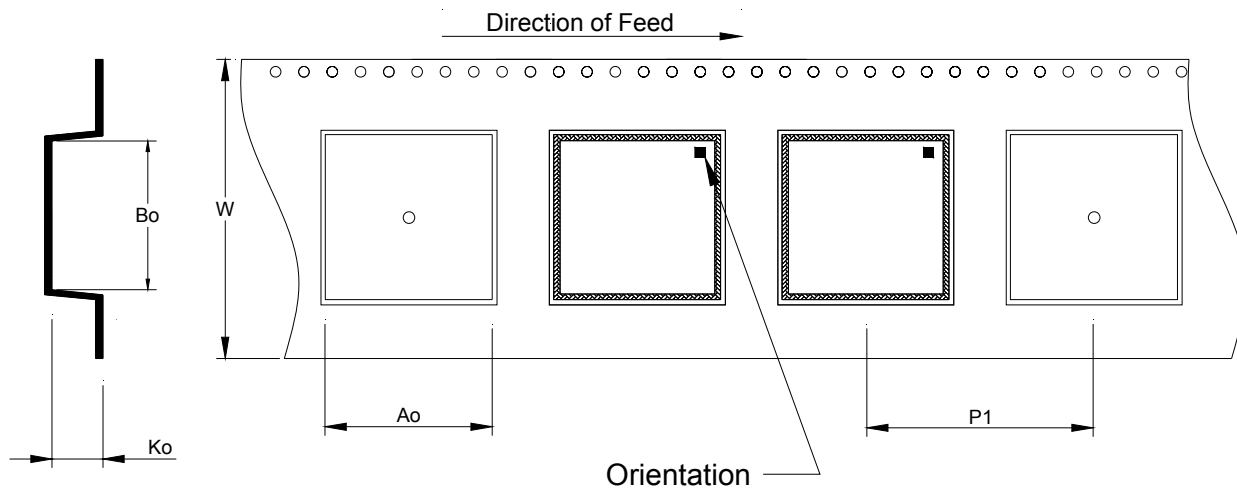
MAFL-010101-CB0AD0



MoCA Band Pass Filter
1125 - 1550 MHz

Rev. V1

Tape & Reel Information



Item	Dimension
Ao	15.40mm +/- 0.1mm
Bo	15.40mm +/- 0.1mm
Ko	5.40mm +/- 0.1mm
W	32.00mm +/- 0.3mm
P1	20.00mm +/- 0.1mm

Ordering Information

Part Number	Package
MAFL-010101-CB0AD0	500pcs Reel
MAFL-010101-CB0ATB	Customer Evaluation Board

ADVANCED: Data Sheets contain information regarding a product M/A-COM Technology Solutions is considering for development. Performance is based on target specifications, simulated results, and/or prototype measurements. Commitment to develop is not guaranteed.
PRELIMINARY: Data Sheets contain information regarding a product M/A-COM Technology Solutions has under development. Performance is based on engineering tests. Specifications are typical. Mechanical outline has been fixed. Engineering samples and/or test data may be available. Commitment to produce in volume is not guaranteed.

• **North America** Tel: 800.366.2266 • **Europe** Tel: +353.21.244.6400
 • **India** Tel: +91.80.43537383 • **China** Tel: +86.21.2407.1588
 Visit www.macomtech.com for additional data sheets and product information.

M/A-COM Technology Solutions Inc. and its affiliates reserve the right to make changes to the product(s) or information contained herein without notice.