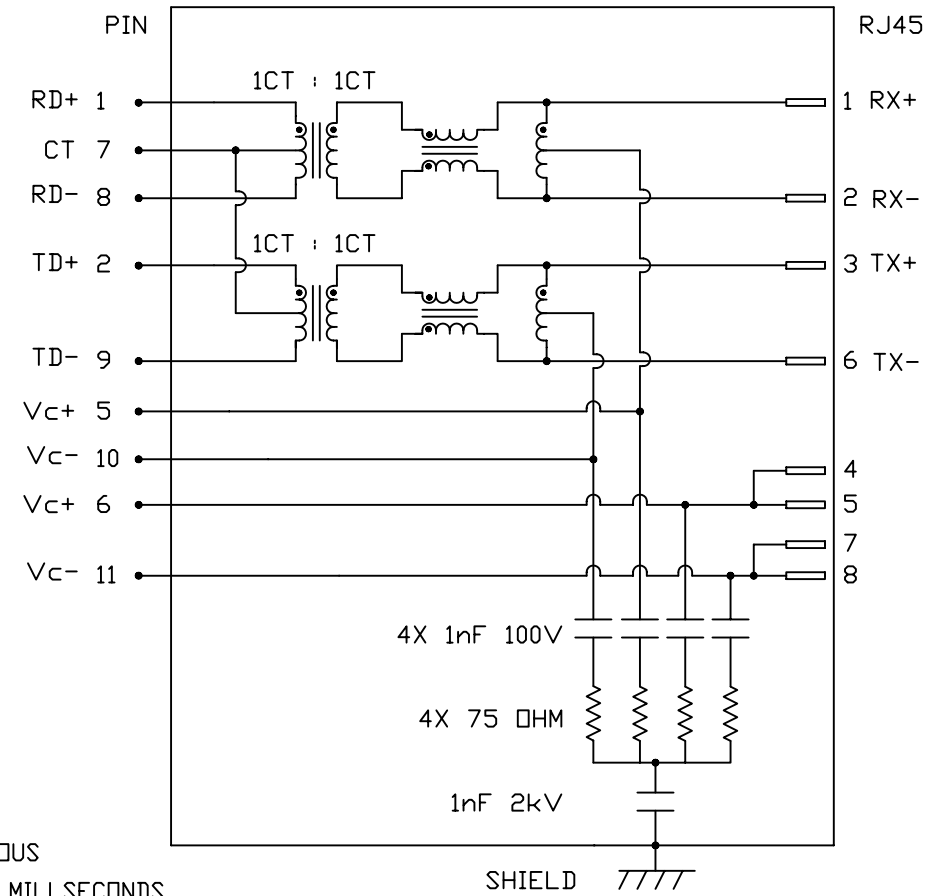


THE INFORMATION CONTAINED HEREIN IS CONSIDERED "PROPRIETARY" TO BEL FUSE INC. AND SHALL NOT BE COPIED, REPRODUCED OR DISCLOSED WITHOUT THE WRITTEN APPROVAL OF BEL FUSE INC.

ELECTRICAL CHARACTERISTICS @ 25°C

URNS RATIO	1CT : 1CT ±2%
□CL @ 100kHz/100mVRMS 8mA DC BIAS	350µH MIN.
INSERTION LOSS 100KHz TO 100MHZ	-1.5 dB MAX.
RETURN LOSS (MIN.) 2MHZ-30MHZ 60MHZ-80MHZ	-16 dB MIN. -10 dB MIN.
LEAKAGE INDUCTANCE PRIMARY W/ SECONDARY SHORTED	0.25µH MAX. @ 1MHZ
D.C. RESISTANCE (8-9)=(9-7)=(4-9)=(9-3) (RJ1-RJ2)=(RJ3-RJ6)	1.0 ΩHM MAX. 1.40 ΩHM MAX.
INTERWINDING CAPACITANCE PER CHANNEL (PRI. to SEC.)	40 pF MAX.
CROSS TALK 100KHz - 100MHZ	-30 dB MIN.
BALANCED DC LINE CURRENT	350mA MAX. @ 57 VDC CONTINUOUS 500mA MAX. @ 57 VDC FOR 200 MILLSECONDS
HIPOT (ISOLATION VOLTAGE)	2250 VDC

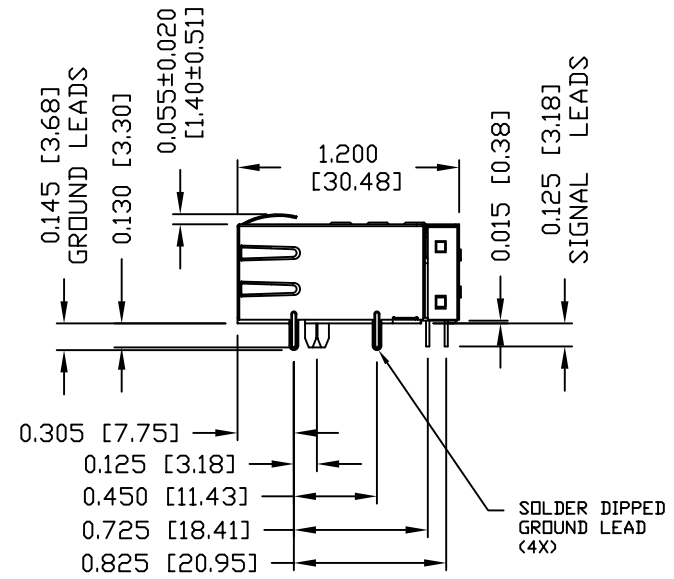
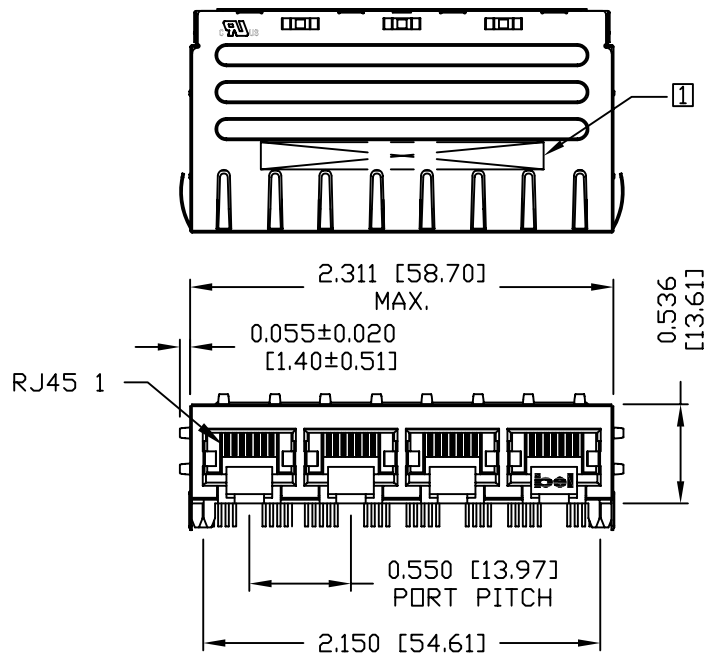
SCHEMATIC



ORIGINATED BY CHUNG	DATE 11-01-05	TITLE 1X4 MagJack® FOR 10/100 VOIP	PART NO. / DRAWING NO. 0813-1X4T-57		STANDARD DIM. TOL. IN INCH		[] METRIC DIM. AS REFERENCE	
			FILE NAME 08131X4T57C.DWG		.X .XX .XXX		UNIT : INCH [mm]	REV. : C
DRAWN BY DE	DATE 11-01-05					SCALE : N/A	SIZE : A4	PAGE : 2



THE INFORMATION CONTAINED HEREIN IS CONSIDERED "PROPRIETARY" TO BEL FUSE INC. AND SHALL NOT BE COPIED, REPRODUCED OR DISCLOSED WITHOUT THE WRITTEN APPROVAL OF BEL FUSE INC.



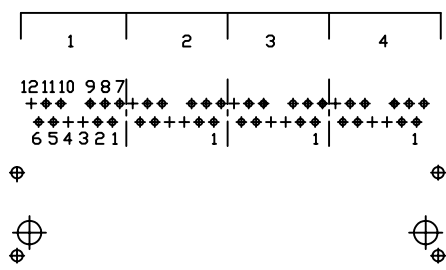
NOTES:
 PLASTIC HOUSING: THERMOPLASTIC PBT
 FLAMMABILITY RATING UL 94V-0
 CONTACTS PLATING: 50 MICRO-INCH HARD GOLD PLATING
 PINS: TIN-COATED COPPER WIRE, DIA 0.018 INCH.
 METAL SHIELD: NICKEL PLATED PHOSPHOR BRONZE, 0.010 THICK.
 (ALL GROUND LEADS ARE SOLDER DIPPED)
 [1] MARK PART WITH MFG. LOGO; MFG. NAME; PART NUMBER; DATE CODE.
 © **bel** US UL RECOGNIZED - FILE #E196366 AND E169987.

ORIGINATED BY BILL	DATE 11-01-05	TITLE 1X4 MagJack® FOR 10/100 VOIP	PART NO. / DRAWING NO. 0813-1X4T-57		STANDARD DIM. TOL. IN INCH		[] METRIC DIM. AS REFERENCE	
			FILE NAME 08131X4T57C.DWG		.X		UNIT : INCH [mm]	REV. : C
DRAWN BY QIN	DATE 11-01-05				.XX		SCALE : N/A	SIZE : A4
					.XXX	±0.010		PAGE : 3



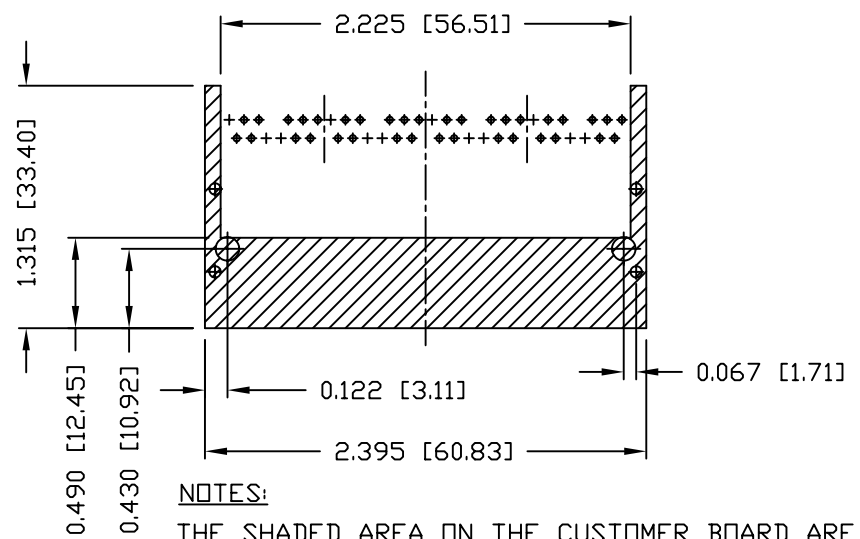
THE INFORMATION CONTAINED HEREIN IS CONSIDERED "PROPRIETARY" TO BEL FUSE INC. AND SHALL NOT BE COPIED, REPRODUCED OR DISCLOSED WITHOUT THE WRITTEN APPROVAL OF BEL FUSE INC.

PIN AND PORT ASSIGNMENT
(COMPONENT SIDE VIEW)



PIN-OUT INFORMATION
(COMPONENT SIDE VIEW)

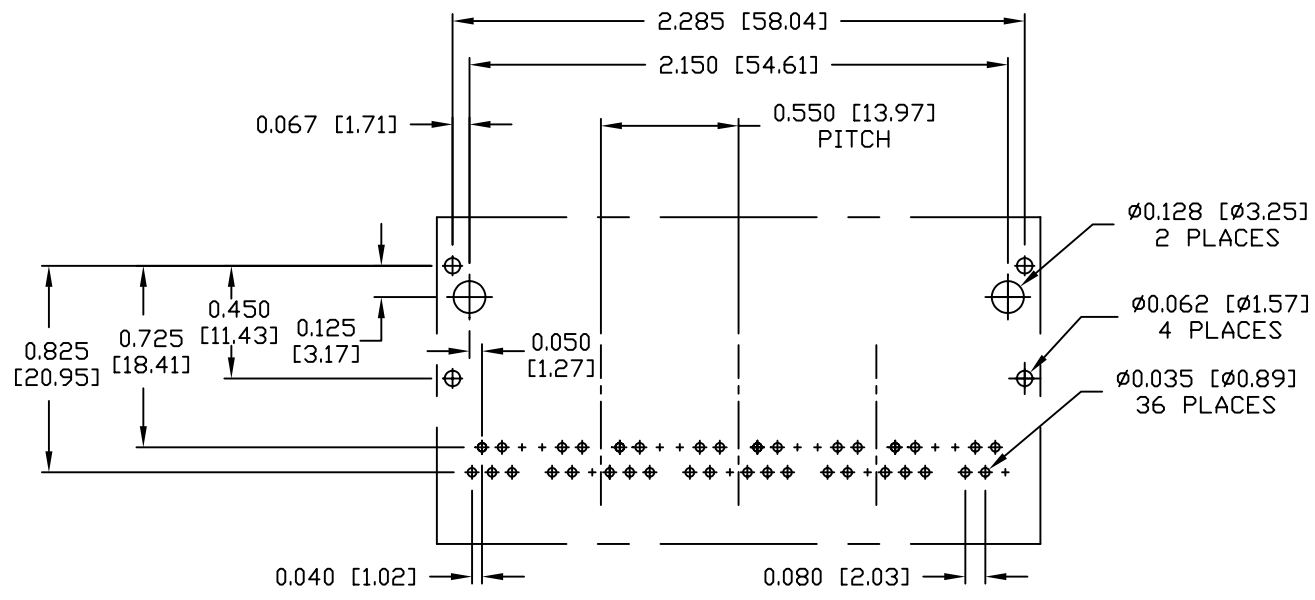
12	NO PIN
11	VC-
10	VC-
9	TD-
8	RD-
7	CT
6	VC+
5	VC+
4	NO PIN
3	NO PIN
2	TD+
1	RD+



NOTES:
THE SHADED AREA ON THE CUSTOMER BOARD ARE RECOMMENDED TO BE CLEAR OFF ANY VIA HOLE OR COMPONENT PAD.

ORIGINATED BY BILL	DATE 11-01-05	TITLE 1X4 MagJack® FOR 10/100 VOIP	PART NO. / DRAWING NO. 0813-1X4T-57		STANDARD DIM. TOL. IN INCH	[] METRIC DIM. AS REFERENCE		
			FILE NAME 08131X4T57C.DWG		.X	UNIT : INCH [mm]	REV. : C	
DRAWN BY MEI	DATE 11-01-05				.XX	SCALE : N/A	SIZE : A4	
					.XXX ±0.004		PAGE : 4	

THE INFORMATION CONTAINED HEREIN IS CONSIDERED "PROPRIETARY" TO BEL FUSE INC. AND SHALL NOT BE COPIED, REPRODUCED OR DISCLOSED WITHOUT THE WRITTEN APPROVAL OF BEL FUSE INC.



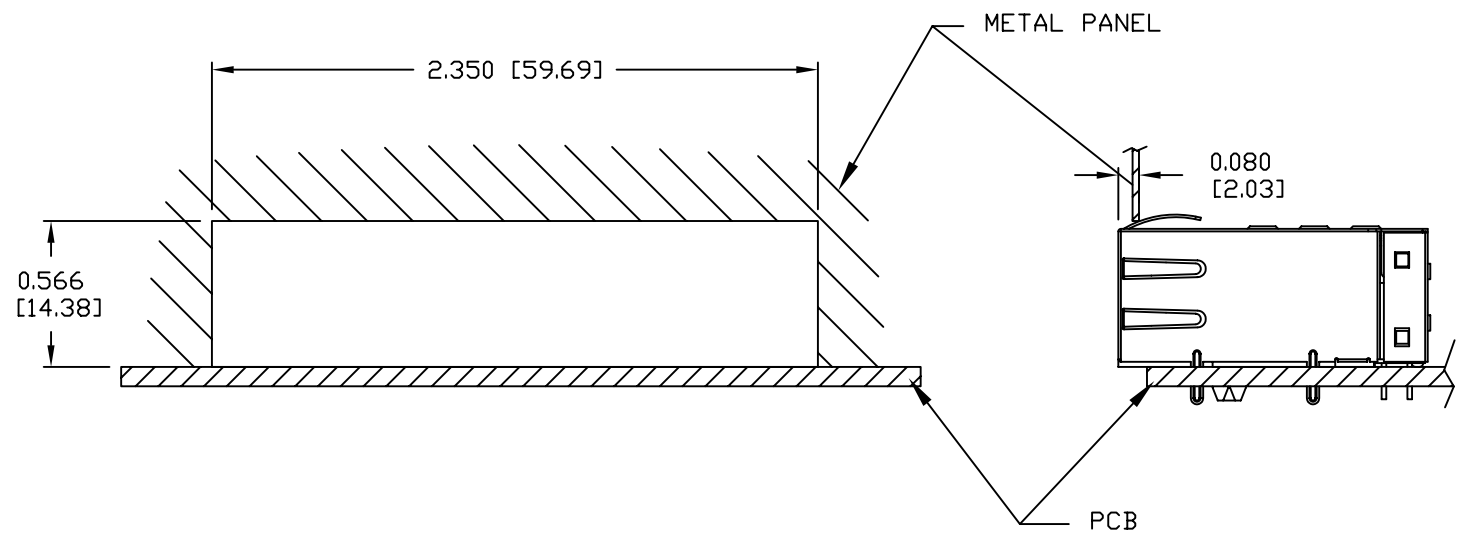
RECOMMENDED PCB FOOTPRINT
COMPONENT SIDE VIEW

ORIGINATED BY BILL	DATE 11-01-05	TITLE 1X4 MagJack® FOR 10/100 VOIP	PART NO. / DRAWING NO. 0813-1X4T-57		STANDARD DIM. TOL. IN INCH		[] METRIC DIM. AS REFERENCE	
			FILE NAME 08131X4T57C.DWG		.X		UNIT : INCH [mm]	REV. : C
DRAWN BY QIN	DATE 11-01-05				.XX		SCALE : N/A	SIZE : A4
					.XXX	±0.004		PAGE : 5



THE INFORMATION CONTAINED HEREIN IS CONSIDERED "PROPRIETARY" TO BEL FUSE INC. AND SHALL NOT BE COPIED, REPRODUCED OR DISCLOSED WITHOUT THE WRITTEN APPROVAL OF BEL FUSE INC.

SUGGESTED PANEL OPENING



NOTE:

THE DISTANCE OF PANEL INSIDE SURFACE RELATIVE TO FRONT SURFACE OF PART IS ONLY A SUGGESTION. IN CASE THIS DISTANCE IS DIFFERENT, THE REQUIRED PANEL OPENING DIMENSIONS CHANGE ACCORDINGLY.

PACKING INFORMATION

PACKING TRAY: 0200-0148-37 (TOP)

0200-0148-38 (BOTTOM)

PACKING QUANTITY: 20 PCS FINISHED GOODS PER TRAY

8 TRAYS (160 PCS FINISHED GOODS) PER CARTON BOX

NOTE: CARDBOARDS ARE PLACED BETWEEN LAYERS OF PACKING TRAY INSIDE CARTON BOX (INCLUDE THE UPPERMOST AND LOWERMOST TRAY)

ORIGINATED BY	DATE	TITLE	PART NO. / DRAWING NO.	STANDARD DIM. TOL. IN INCH	[] METRIC DIM. AS REFERENCE
BILL	11-01-05	1X4 MagJack® FOR 10/100 VOIP	0813-1X4T-57	.X	UNIT : INCH [mm] REV. : C
DRAWN BY	DATE		FILE NAME	.XX	SCALE : N/A SIZE : A4
QIN	11-01-05		08131X4T57C.DWG	.XXX ±0.004	⊕ ≡ PAGE : 6

