

# Type 3AB / 3ABP

## Fast Blow Fuse Series

6 x 32 mm Ceramic Tube  
RoHS 6 Compliant

HF Pb 3AB / 3ABP Series, 6 x 32mm Fast Blow Fuse



### Description

6x32mm Fast Blow, ceramic tube body cartridge fuse designed, approved and complied with UL and CSA standard 248-14.

### Electrical Characteristics (UL / CSA STD.248-14)

Testing Current	Blow Time		Amp Range
	Minimum	Maximum	
100%	4 Hrs.	N/A	100mA - 20A
135%	N/A	1 Hr	100mA - 10A
200%	N/A	5 sec	100mA - 10A
	N/A	120 sec	12A - 20A

### Safety Agency Approvals

SAFETY AGENCY	SAFETY AGENCY CERTIFICATE NUMBER	AMPERE RANGE / VOLT @ I.R.ABILITY
	E20624	100mA - 1A / 250V AC @35A >1A - 3.5A / 250V AC @100A >3.5A - 10A / 250V AC @200A 100mA - 10A / 125V AC @10,000A
	LR39772	
	E20624	>10A - 15A / 250V AC @750A >15A - 20A / 250V AC @1500A >10A - 20A / 125V AC @10,000A
	JET 1037-31003-1010 JET 1037-31003-1011	1A - 5A / 125V AC @500A
	JET 1037-31003-1007	>5A - 15A / 125V AC @300A
		100mA - 1A / 250V AC @35A >1A - 3.5A / 250V AC @100A >3.5A - 10A / 250V AC @200A 100mA - 10A / 125V AC @10,000A >10A - 15A / 250V AC @750A >15A - 20A / 250V AC @1500A >10A - 20A / 125V AC @10,000A

Specifications subject to change without notice

### Features

- Meet UL and CSA standard 248-14
- Wide operating temperature range
- Bulk and Tape & Reel packing available
- RoHS6 compliant
- Halogen Free
- Leadfree

### Applications

Provide individual protection for components or internal circuits.

- Power Supplies
- Battery charger
- Monitor
- Adapter

LEAD FREE =

HALOGEN FREE =

# Type 3AB / 3ABP Fast Blow Fuse Series

6 x 32 mm Ceramic Tube  
RoHS 6 Compliant



# bel

3AB May2012D

## Electrical Specifications

Catalog Number	Ampere Rating	Typical Cold Resistance (ohm)	Volt-drop @100% In (Volt) Max.	Voltage Rating (V)	Interrupting Rating	Melting I <sup>2</sup> T <10 m Sec (A <sup>2</sup> Sec)	Melting I <sup>2</sup> T @ 10 In (A <sup>2</sup> Sec)	Maximum Power Dissipation (W)	Agency Approvals			
3AB(P) 100-R	100mA	11.3	4.62	250	100mA -1A / 250V AC @35A >1A - 3.5A / 250V AC @100A >3.5A - 10A / 250V AC @200A 100mA - 10A / 125V AC @10,000A >10A -15A / 250V AC @750A >15A - 20A / 250V AC @1500A >10A - 20A / 125V AC @10,000A	0.002	0.002	0.59	Y	Y		Y
3AB(P) 125-R	125mA	10.5	5.18	250		0.004	0.003	0.74	Y	Y		Y
3AB(P) 160-R	160mA	7.26	4.85	250		0.008	0.005	0.87	Y	Y		Y
3AB(P) 200-R	200mA	5.00	4.38	250		0.014	0.010	1.02	Y	Y		Y
3AB(P) 250-R	250mA	3.42	4.05	250		0.025	0.017	1.19	Y	Y		Y
3AB(P) 300-R	300mA	2.52	3.54	250		0.044	0.032	1.40	Y	Y		Y
3AB(P) 375-R	375mA	1.86	3.35	250		0.071	0.050	1.58	Y	Y		Y
3AB(P) 500-R	500mA	1.19	3.17	250		0.14	0.10	1.92	Y	Y		Y
3AB(P) 750-R	750mA	0.257	0.36	250		0.75	0.74	0.30	Y	Y		Y
3AB(P) 1-R	1A	0.155	0.28	250		1.4	1.4	0.37	Y	Y	Y	Y
3AB(P) 1.25-R	1.25A	0.114	0.27	250		2.5	2.5	0.44	Y	Y	Y	Y
3AB(P) 1.6-R	1.6A	0.085	0.27	250		4.2	4.4	0.51	Y	Y	Y	Y
3AB(P) 2-R	2A	0.057	0.22	250		7.2	7.6	0.59	Y	Y	Y	Y
3AB(P) 2.5-R	2.5A	0.043	0.21	250		12	13	0.70	Y	Y	Y	Y
3AB(P) 3-R	3A	0.033	0.17	250		21	23	0.83	Y	Y	Y	Y
3AB(P) 3.5-R	3.5A	0.027	0.18	250		28	31	0.91	Y	Y	Y	Y
3AB(P) 4-R	4A	0.024	0.17	250		36	40	1.00	Y	Y	Y	Y
3AB(P) 5-R	5A	0.018	0.16	250		63	70	1.20	Y	Y	Y	Y
3AB(P) 6-R	6A	0.014	0.15	250		107	123	1.40	Y	Y	Y	Y
3AB(P) 7-R	7A	0.012	0.16	250		141	162	1.60	Y	Y	Y	Y
3AB(P) 8-R	8A	0.010	0.15	250	184	214	1.70	Y	Y	Y	Y	
3AB(P) 10-R	10A	0.008	0.13	250	316	372	2.00	Y	Y	Y	Y	
3AB(P) 12-R	12A	0.009	0.19	250	501	597	2.30	Y	Y	Y	Y	
3AB(P) 15-R	15A	0.007	0.17	250	845	1023	2.70	Y	Y	Y	Y	
3AB(P) 20-R	20A	0.004	0.15	250	1598	1968	3.00	Y	Y	Y	Y	

Consult manufacturer for other ratings

### CORPORATE OFFICE

**Bel Fuse Inc.**  
206 Van Vorst Street  
Jersey City, NJ 07302  
Tel 201-432-0463  
Fax 201-432-9542  
E-Mail: belfuse@belf.com  
Website: www. belfuse.com

### FAR EAST OFFICE

**Bel Fuse Ltd.**  
8/F Luk Hop Industrial Building  
8 Luk Hop Street  
San Po Kong  
Kowloon, Hong Kong  
Tel 852-2328-5515  
Fax 852-2352-3706

### EUROPE OFFICE

**Bel Fuse Europe Ltd.**  
Preston Technology Management Centre  
Marsh Lane, Suite F15  
Preston, Lancashire, PR1 8UQ  
United Kingdom  
Tel 44-1772-556601  
Fax 44-1772-561008

### EUROPE

**Bel Stewart GmbH**  
Industriestrasse 20  
61381 Friedrichsdorf  
Germany  
Tel 49-6172-9552-0  
Fax 49-6172-9552-40

# Type 3AB / 3ABP

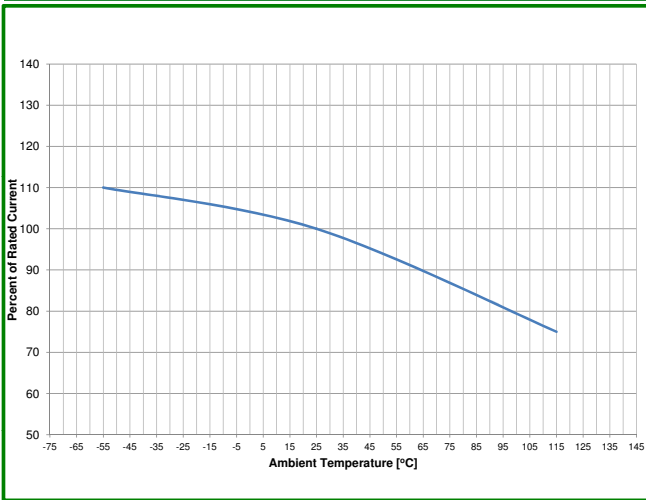
## Fast Blow Fuse Series

6 x 32 mm Ceramic Tube  
RoHS 6 Compliant



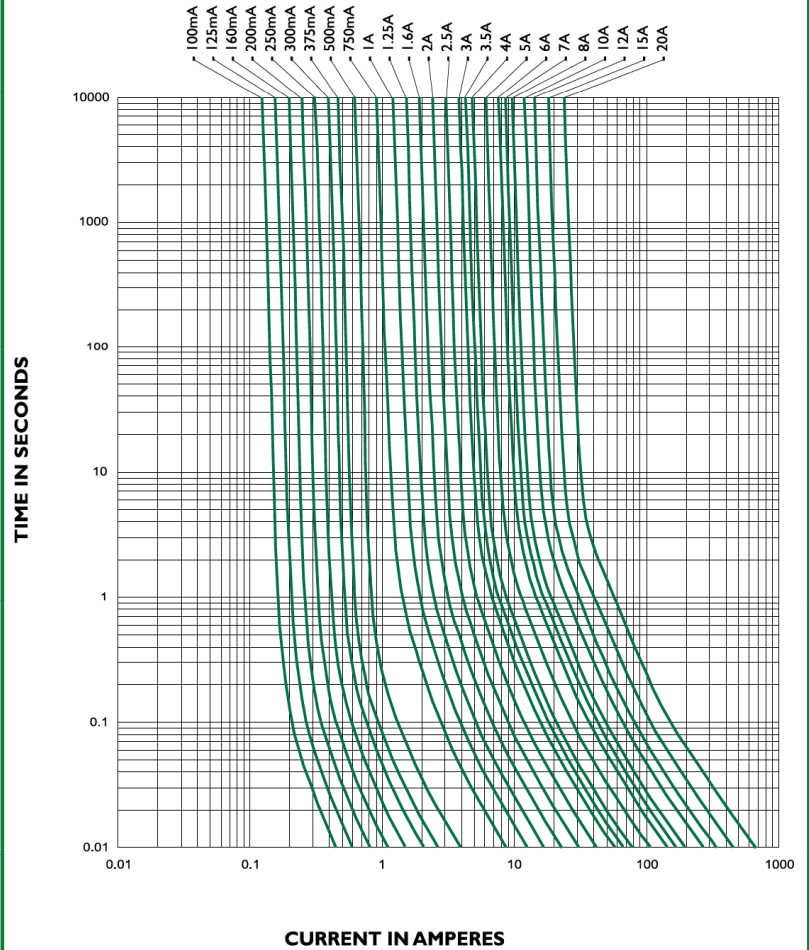
3AB May2012C

### Temperature Derating Curve



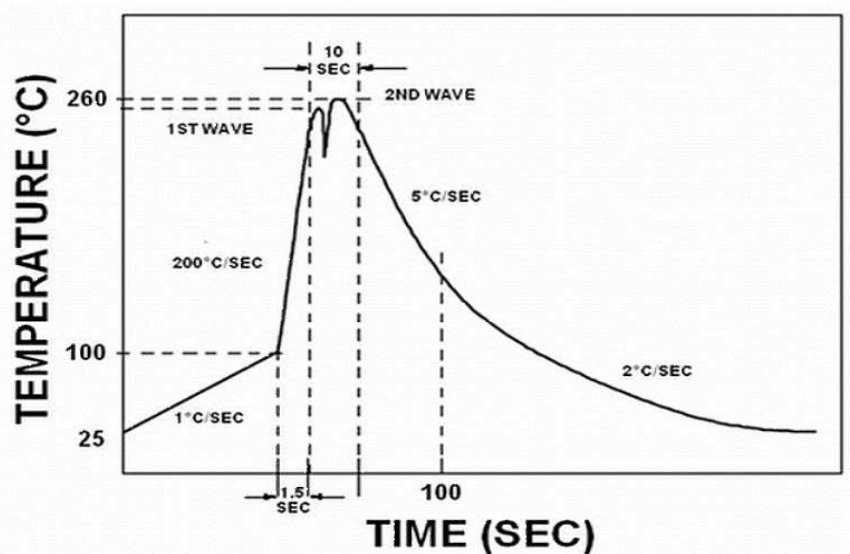
### Average Time Current Curve

#### 3AB / 3ABP - TIME CURRENT CHARACTERISTIC CURVE



### Soldering Parameters

Lead-free Wave Soldering Profile	
Wave Soldering Parameter	
Average ramp-up rate	200°C / second
Heating rate during preheat	typical 1 - 2°C / second Max. 4°C / second
Final preheat temperature	within 125°C of soldering temperature
Peak temperature T <sub>p</sub>	260°C
Time within +0°C / -5°C of actual peak temperature	10 seconds
Ramp-down rate	5°C / second max.



# Type 3AB / 3ABP Fast Blow Fuse Series

6 X 32 mm Ceramic Tube  
RoHS 6 Compliant



3AB May2012D

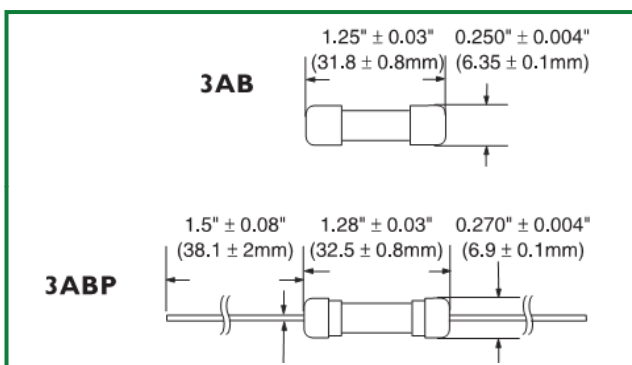
## Physical Specifications

<b>Materials</b>	Body : Ceramic
	Cap : Nickel Plated Brass Caps
	Leads: Matte Tin Plated Copper
<b>Marking</b>	On Fuse:
	"bel" , "3AB" , " Current Rating" ,"Voltage Rating" ,
	"Appropriate Safety Logos" ," ✓ "(RoHS 6 compliant)
	On label:
	"bel" , "3AB" , or "3ABP" ,"Current Rating" ,"Voltage Rating" ,"Interrupting Rating" , "Appropriate Safety Logos" and "M" ,"e" "(China RoHS compliant).

## Environmental Specifications

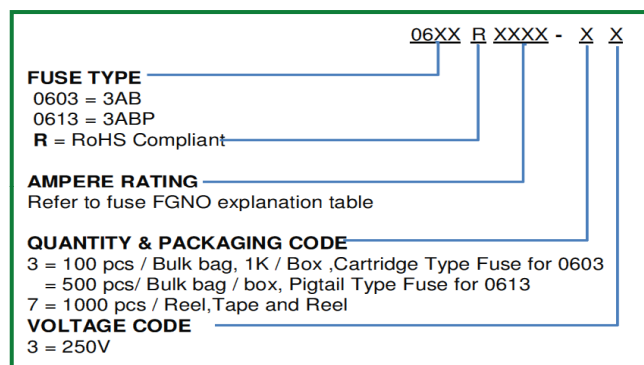
<b>Shock Resistance</b>	MIL-STD-202G, Method 213B, Test Condition I (100 G's peak for 6 milliseconds; Sawtooth Waveform)
<b>Vibration Resistance</b>	MIL-STD-202G, Method 201A (10-55 Hz, 0.06 inch, total excursion).
<b>Salt Spray Resistance</b>	MIL-STD-202G, Method 101E, Test condition B (48 hrs).
<b>Insulation Resistance</b>	MIL-STD-202G, Method 302, Test Condition A (After Opening) 10,000 ohms minimum.
<b>Solderability</b>	MIL-STD-202G, Method 208H
<b>Resistance to solder Heat</b>	MIL-STD-202G Method 210F, Test Condition B.(260+/-5 °C,10+/-1 sec)
<b>Thermal Shock</b>	MIL-STD-202G, Method 107G, Test Condition B (-65 °C to +125 °C).
<b>Operating Temperature</b>	-55 °C to +125 °C
<b>Terminal Strength</b>	IEC-68-2-21

## Mechanical Dimensions



\*Diameter of lead wire 0.040\" for all rating

## Ordering Information



Specifications subject to change without notice

## Packaging

Packaging Option	Packaging Specification	Quantity	Packaging Code	Inside Tape Spacing
Bulk	N/A	100	33	N/A
Bulk (Pigtail Type)	N/A	500	33	N/A
Tape & Reel, 10 mm Pitch	EIA-296-F	1000	73	73

### CORPORATE OFFICE

**Bel Fuse Inc.**  
206 Van Vorst Street  
Jersey City, NJ 07302  
Tel 201-432-0463  
Fax 201-432-9542  
E-Mail: belfuse@belf.com  
Website: www. belfuse.com

### FAR EAST OFFICE

**Bel Fuse Ltd.**  
8/F Luk Hop Industrial Building  
8 Luk Hop Street  
San Po Kong  
Kowloon, Hong Kong  
Tel 852-2328-5515  
Fax 852-2352-3706

### EUROPE OFFICE

**Bel Fuse Europe Ltd.**  
Preston Technology Management Centre  
Marsh Lane, Suite F15  
Preston, Lancashire, PR1 8UQ  
United Kingdom  
Tel 44-1772-556601  
Fax 44-1772-561008

### EUROPE

**Bel Stewart GmbH**  
Industriestrasse 20  
61381 Friedrichsdorf  
Germany  
Tel 49-6172-9552-0  
Fax 49-6172-9552-40