

# HMC-T2220B

Portable Synthesized Signal Generator, 10 MHz to 20 GHz

***Portable & Battery  
Operated!***



# HMC-T2220B

## PORTABLE SYNTHESIZED SIGNAL GENERATOR, 10 MHz to 20 GHz

v02.0712

### Battery Operated 20 GHz Signal Generator!

The HMC-T2220B is a battery powered, portable test equipment solution designed to fulfill your signal generation needs in the field or on the bench. The HMC-T2220B provides the highest output power, lowest harmonic levels and broadest frequency range amongst portable signal generators of its size and cost.

Internal rechargeable batteries allow for 4 hours of continuous operation, making the HMC-T2220B a portable and versatile instrument, which is particularly attractive for wireless/wired service installation, field testing or remote on-site maintenance applications. The HMC-T2220B also features USB, GPIB and Ethernet interfaces with innovative control software ensuring carefree integration within various test environments while improving overall productivity and equipment utilization.

The HMC-T2220B incorporates several product upgrades: reduced spurious, wider dynamic range, higher frequency resolution, higher RF output power, reduced RF off leakage, quieter fan operation, improved front panel knob functions for display scrolling and an added TRIGGER OUT function.

#### Applications

- ◆ Field Testing
- ◆ Service Installation
- ◆ ATE, Test & Measurement
- ◆ R&D Laboratories

#### Advantages

- ◆ Portable: 5 kg (11 lbs) <sup>[1]</sup>
- ◆ Versatile: High Power Simplifies Test Set-Ups
- ◆ Efficient: 300  $\mu$ s Frequency Switching
- ◆ Flexible: Manual or Software Control Via USB, GPIB or Ethernet
- ◆ Reliable, Incorporates Hittite MMICs

#### Performance

- ◆ Battery Operation: 4 Hours <sup>[2]</sup>
- ◆ High Output Power: +28 dBm @ 1 GHz
- ◆ Wide Frequency Range:  
10 MHz to 20 GHz
- ◆ Excellent Phase Noise Performance:  
-98 dBc/Hz @ 10 kHz Offset @ 10 GHz
- ◆ Spurious Rejection: -70 dBc @ 10 GHz
- ◆ Power Resolution: 0.1 dB
- ◆ Frequency Resolution: 1 Hz



**Four Hours  
Continuous Operation!**

# HMC-T2220B

## PORTABLE SYNTHESIZED SIGNAL GENERATOR, 10 MHz to 20 GHz

v02.0712

### Frequency

Accuracy: As Per Internal Ref.  $\pm 1.5$  ppm  
 Resolution: 1 Hz  
 Internal Reference: 10 MHz  
 Aging Rate:  $< 1$  ppm/yr  
 External Reference Input: 10 MHz (Sine)  
 Internal Reference Output: 10 MHz (Square Wave)  
 Frequency Switching: 300  $\mu$ s

### Output Power (Maximum)

Frequency (GHz)	Power Output (dBm)
0.01	24
0.05	28
0.1	28
0.5	28
1	28
2	27
4	27
10	27
15	27
20	24

Minimum Settable: -35 dBm  
 Dynamic Range:  $> 60$  dB  
 Resolution: 0.1 dB  
 Power Accuracy:  $\pm 1$  dB  $> -20$  dBm  
 $\pm 2$  dB  $< -20$  dBm  
 RF Off:  $< -80$  dBm

### Spurious @ 10 dBm Output

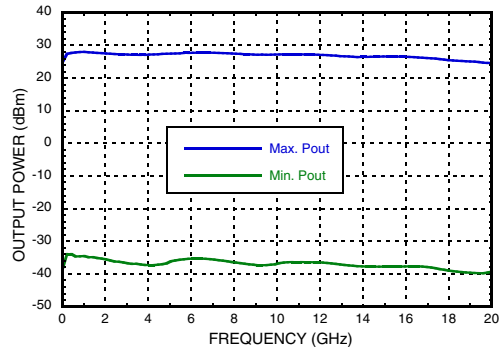
$< -65$  dBc @ Fractional Frequencies  $< 10$  GHz  
 $< -57$  dBc @ Fractional Frequencies  $> 10$  GHz

### Harmonics

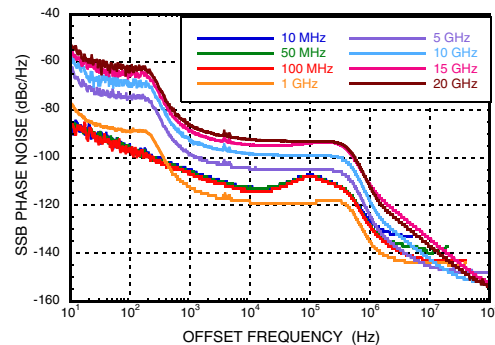
Frequency (GHz)	2nd Harmonics (dBc)	3rd Harmonics (dBc)
0.01	-34	-44
0.05	-30	-42
0.1	-31	-46
0.5	-34	-55
1	-33	-52
2	-43	-57
5	-32	-54
10	-34	-58
15	-39	-48
20	-55	-

Output Power = +10 dBm

### Output Power Range @ 25°C



### SSB Phase Noise vs. Frequency



### RF Output Impedance

VSWR  $< 2.0:1$

### SSB Phase Noise (dBc/Hz)

Frequency (GHz)	Offset From Carrier						
	10 Hz	100 Hz	1 kHz	10 kHz	100 kHz	1 MHz	10 MHz
0.01	-87	-97	-106	-113	-107	-126	-140
0.05	-86.4	-96.2	-106	-112	-108	-128	-140
0.10	-86	-97	-107	-114	-108	-129	-143
0.50	-82	-95	-119	-125	-125	-139	-143
1	-77	-89	-113	-119	-119	-135	-144
5	-64	-75	-99	-105	-105	-124	-145
10	-58	-69	-92	-98	-99	-118	-143
15	-56	-66	-89	-95	-94	-111	-134
20	-51	-63	-86	-92	-93	-112	-137

Output Noise: Floor  $< -155$  dBc/Hz

Above data is typical performance at +25 °C after 30 minutes of warm-up time unless otherwise stated.



2 Elizabeth Drive • Chelmsford, MA 01824  
 978-250-3343 tel • 978-250-3373 fax  
 Order Online at [www.hittite.com](http://www.hittite.com)  
 Instrumentation Product Support at [TE@hittite.com](mailto:TE@hittite.com)

# HMC-T2220B

## PORTABLE SYNTHESIZED SIGNAL GENERATOR, 10 MHz to 20 GHz

v02.0712

### General Specifications

#### Frequency:

Accuracy:

For < 2.5 GHz, Reference +0/-90 nHz

For > 2.5 GHz, Reference +0/-2.88 uHz

Internal Reference:  $\pm 1.5$  ppm

Resolution: 1 Hz

Aging Rate: <1 ppm/yr

External Reference Input: 10 MHz (Sine Wave)

Internal Reference Output: 10 MHz (Square Wave)

Frequency Switching Speed: 300  $\mu$ s

#### RF Output Power Change Versus Temperature:

10 MHz to 5 GHz 0.10 dB/ $^{\circ}$ C

5 GHz to 15 GHz 0.125 dB/ $^{\circ}$ C

15 GHz to 20 GHz 0.20 dB/ $^{\circ}$ C

#### Input / Output:

10 MHz REFOUT <sup>[1]</sup>

10 MHz REFIN <sup>[2]</sup>

TRIGGER IN <sup>[3]</sup>: TTL

TRIGGER OUT <sup>[3]</sup>: TTL

RS-232 (used for field upgrades)

Ethernet

GPIB

USB 2.0

RF Output SMA Female

Maximum DC voltage applied to RF Output: 8 Volts

#### Power - AC:

100 to 240 VAC @ 50 to 60 Hz

#### Power - Battery:

Type: Lithium Ion, Capacity: 6750 mAh (73Wh)

Rated Voltage: 10.8 V

**Operating Temperature:** 0 to 35  $^{\circ}$ C

**Storage Temperature:** -20 to 70  $^{\circ}$ C

**Cooling:** 2 Internal Fans

**Fan Noise:** < 50 dBA

#### Mechanical Vibration & Shock:

MIL PRF-288000 Class 4, non operating

#### Compliance:

CSA & CE

#### ECCN:

EAR99

#### General Mechanical Characteristics

H: 76.2 mm (3 in)

W: 203 mm (8 in)

D: 305 mm (12 in)

Weight 5.0 kg (11.0 lbs)

**Warranty:** 1 Year Parts and Labor

[1] +10 dBm max into 50 Ohms; BNC Connector

[2] -5 dBm min, 50 Ohms; BNC Connector

[3] The trigger input can be driven from either 3.3 V or 5 V sources for direct interface with TTL signal levels; BNC Connector

Above data is typical performance at +25 $^{\circ}$ C after 30 minutes of warm-up time unless otherwise stated.

# HMC-T2220B

## PORTABLE SYNTHESIZED SIGNAL GENERATOR, 10 MHz to 20 GHz

v02.0712

### Battery Operation

The HMC-T2220B contains two removable batteries, plus an internal battery charger that automatically recharges the batteries when the HMC-T2220B is powered from an AC source. The HMC-T2220B can continuously operate with one (2 hours) or two (4 hours) batteries. The recharge time for either one or two batteries is 6.5 hours during which the unit can be operated.



Remove both batteries  
during transport

For proper battery use and storage please see the “Safety” section of the *HMC-T2220(B)/40 User Manual*. To view the *HMC-T2220(B)/40 User Manual*, please visit [www.hittite.com](http://www.hittite.com) and choose HMC-T2220B, HMC-T2220, or HMC-T2240 from the “Search by Part Number” pull down menu.

# HMC-T2220B

## PORTABLE SYNTHESIZED SIGNAL GENERATOR, 10 MHz to 20 GHz

v02.0712

### Rear Panel I/O Connections



### Connectivity & Control

Its compact size, light weight, fast switching speed and USB, GPIB and Ethernet control interfaces support the standard SCPI command set ensuring smooth integration within all test environments, particularly those associated with automated test. An installation disk that accompanies each unit includes all the drivers required to remotely control the device as well as a user friendly GUI interface (right) compatible with a Windows XP®, Windows Vista® or Windows 7® operating system. User control is facilitated via pull down menus that allow programming of single or swept modes in frequency or power. Integration of multiple units within a production test environment is easy, and affordable.

#### Remote Interface

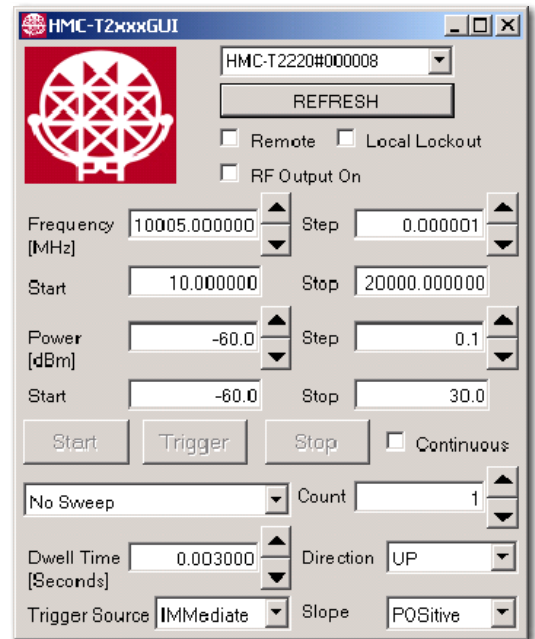
**Hardware:** USB (Windows XP®, Windows 7®, Windows Vista® Drivers Supplied), GPIB or Ethernet

**Software:** LabVIEW 2009 Driver

**Frequency Switching Speed:**  
300  $\mu$ s Typ.

#### Local Interface

Front Panel Rotary Knob & Display



### HMC-T2100 Compatibility

To facilitate integration into existing HMC-T2100(B) applications, the HMC-T2220B has a HMC-T2100(B) compatibility mode. In this mode, the HMC-T2220(B) identifies itself as a HMC-T2100(B) so that the HMC-T2100(B) USB drivers will work for a HMC-T2220(B) and programs which use the \*IDN? string will recognize a HMC-T2220(B) as a HMC-T2100(B). Frequency resolution, maximum and minimum values for power and minimum sweep dwell time also change to match the HMC-T2100(B).

Windows® - Windows XP®, Windows Vista® and Windows 7® are registered trademarks of Microsoft Corporation.

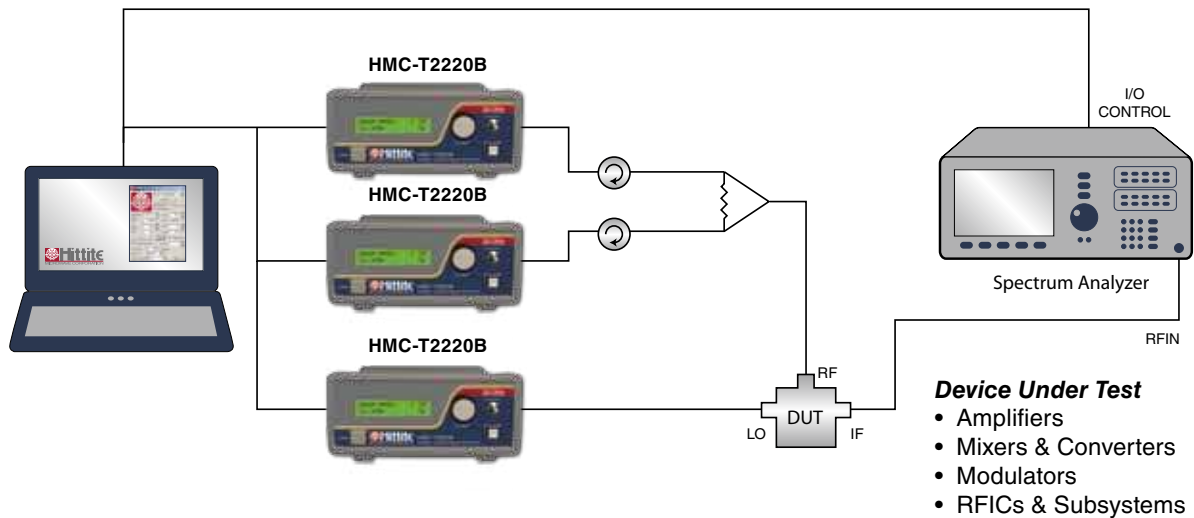
# HMC-T2220B

## PORTABLE SYNTHESIZED SIGNAL GENERATOR, 10 MHz to 20 GHz


v02.0712

9

### Two Tone Third Order Intercept Test Set-up



### Efficient Mixer Conversion Loss, Isolation & MxN Spurious Test Set-up



# HMC-T2220B

## PORTABLE SYNTHESIZED SIGNAL GENERATOR, 10 MHz to 20 GHz

v02.0712

### Ordering Information



### HMC-T2220B

Model Number	Description	Price
HMC-T2220B	Synthesized Signal Generator 10 MHz to 20 GHz	\$14,998.00

Includes two rechargeable batteries, 100 - 240 V AC Power Supply and one Power Cord at no cost. Please specify your preferred power cord part number at time of ordering. (see "Power Cord" table)

### Power Cord

Part Number	Region	
HMC-PC01	Continental Europe	
HMC-PC02	United Kingdom	
HMC-PC03	China	
HMC-PC04	Australia, New Zealand	
HMC-PC05	North America	
HMC-PC06	South Africa / India	
HMC-PC07	Switzerland	
HMC-PC08	Denmark	
HMC-PC09	Israel	
HMC-PC10	Italy	
HMC-PC11	Japan	

### HMC-T2220B Battery

Model Number	Description	Price
HMC-T2220B-BATTERY	Lithium-Ion Battery Pack 10.8 V, 6900 mAh	\$179.00

### HMC-T2220B Battery Charger

Model Number	Description	Price
HMC-T2220B-CHARGER	Lithium-Ion Battery Charger	\$280.00

### Test Rack Mount Kit

Part Number	Description	Price
HMC-RM02	Dual Rack Mounting Plate 19" 2u Chassis	\$385.00



All pricing is in U.S. Dollars and is subject to change without notice.