





C1Q Series Fuse





Features

- Fast Acting
- Small size, 1206 SMD
- Current rating from 250mA to 7A
- Wide operating temperature range from -55°C to 125°C
- Tape and Reel for automatic SMD placement
- Compatible with reflow and wave soldering
- RoHS6 compliant
- Halogen Free 
- Leadfree 

Applications




- Notebook
- LCD monitor
- PC computer
- Office electronic equipment
- Industrial equipment
- Medical equipment
- POE, POE+
- LCD / LED monitor
- Power supply
- LCD / LED TV
- DC-DC Converter

HALOGEN FREE = 
LEAD FREE = 

Electrical Characteristics (UL / CSA / STD.248-14)

Testing Current	Blow Time	
	Minimum	Maximum
100%	4 Hrs.	N/A
200%	N/A	5 Sec
300%	N/A	0.2 Sec

Safety Agency Approvals

SAFETY AGENCY	SAFETY AGENCY CERTIFICATE	AMPERE RANGE / VOLT @ I.R.ABILITY
	E20624	250mA - 5A / 125V AC @ 100A and 63V DC @ 50A
	LR39772	
	E20624	7A / 63V AC & DC @ 50A
		250mA - 5A / 125V AC @ 100A and 63V DC @ 50A 7A / 63V AC & DC @ 50A

Specifications Subject to change without notice.

Type C1Q

Surface Mount Very Fast-Acting Chip Fuse

1206 Size
RoHS 6 Compliant
HF Pb

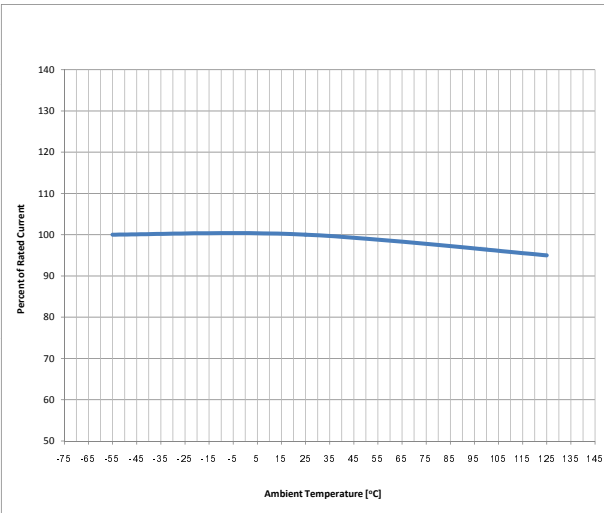


C1Q May2012C

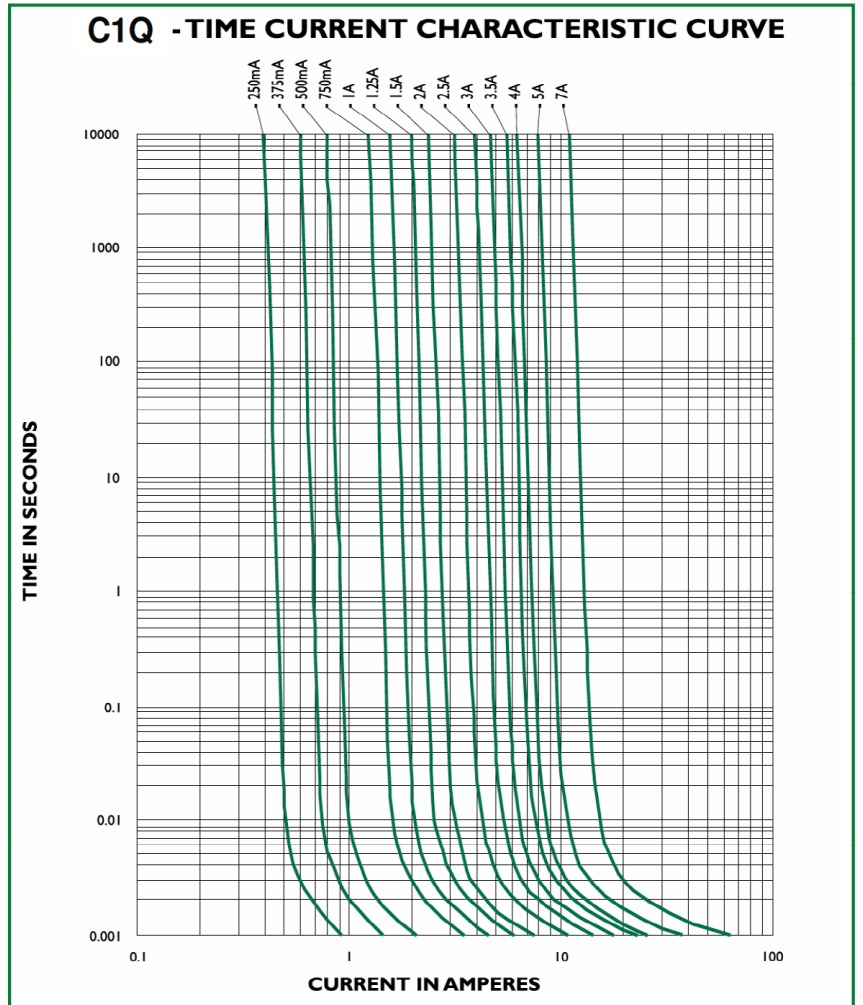
Electrical Specifications

Catalog Number	Ampere Rating (A)	Nominal Cold Resistance (ohm)	Nominal Volt-drop @100% In (volt)	Interrupting Rating	Max. Voltage Rating (V)	Melting I ² T <10 m Sec (A ² Sec)	Melting I ² T @ 10 In (A ² Sec)	Nominal Power Dissipation @100% In (W)	Agency Approvals			
									UL US	CSA US	SP	CE
C1Q 250	250mA	0.85	0.250	125V @ 100A AC and 63V @ 50A DC	125	0.0018	0.0001	0.06	Y		Y	Y
C1Q 375	375mA	0.48	0.222		125	0.0044	0.0004	0.08	Y		Y	Y
C1Q 500	500mA	0.32	0.195		125	0.008	0.001	0.10	Y		Y	Y
C1Q 750	750mA	0.175	0.163		125	0.019	0.002	0.12	Y		Y	Y
C1Q 1	1A	0.124	0.156		125	0.035	0.004	0.16	Y		Y	Y
C1Q 1.25	1.25A	0.092	0.149		125	0.057	0.006	0.19	Y		Y	Y
C1Q 1.5	1.5A	0.075	0.142		125	0.084	0.010	0.21	Y		Y	Y
C1Q 2	2A	0.054	0.140		125	0.15	0.019	0.28	Y		Y	Y
C1Q 2.5	2.5A	0.042	0.138		125	0.25	0.032	0.35	Y		Y	Y
C1Q 3	3A	0.035	0.136		125	0.37	0.050	0.41	Y		Y	Y
C1Q 3.5	3.5A	0.030	0.140		125	0.53	0.072	0.49	Y		Y	Y
C1Q 4	4A	0.028	0.144		125	0.67	0.094	0.58	Y		Y	Y
C1Q 5	5A	0.022	0.154		125	1.10	0.16	0.77	Y		Y	Y
C1Q 7	7A	0.015	0.160		63V @ 50A AC and DC	63	3.10	0.37	1.12		Y	

Temperature Derating Curve



Average Time Current Curve



Specifications Subject to change without notice.

CORPORATE OFFICE
Bel Fuse Inc.
 206 Van Vorst Street
 Jersey City, NJ 07302
 Tel 201-432-0463
 Fax 201-432-9542
 E-Mail: belfuse@belf.com
 Website: www.belfuse.com

FAR EAST OFFICE
Bel Fuse Ltd.
 8/F Luk Hop Industrial Building
 8 Luk Hop Street
 San Po Kong
 Kowloon, Hong Kong
 Tel 852-2328-5515
 Fax 852-2352-3706

EUROPE OFFICE
Bel Fuse Europe Ltd.
 Preston Technology Management Centre
 Marsh Lane, Suite F15
 Preston, Lancashire, PR1 8UQ
 United Kingdom
 Tel 44-1772-556601
 Fax 44-1772-561008

EUROPE
Bel Stewart GmbH
 Industriestrasse 20
 61381 Friedrichsdorf
 Germany
 Tel 49-6172-9552-0
 Fax 49-6172-9552-40

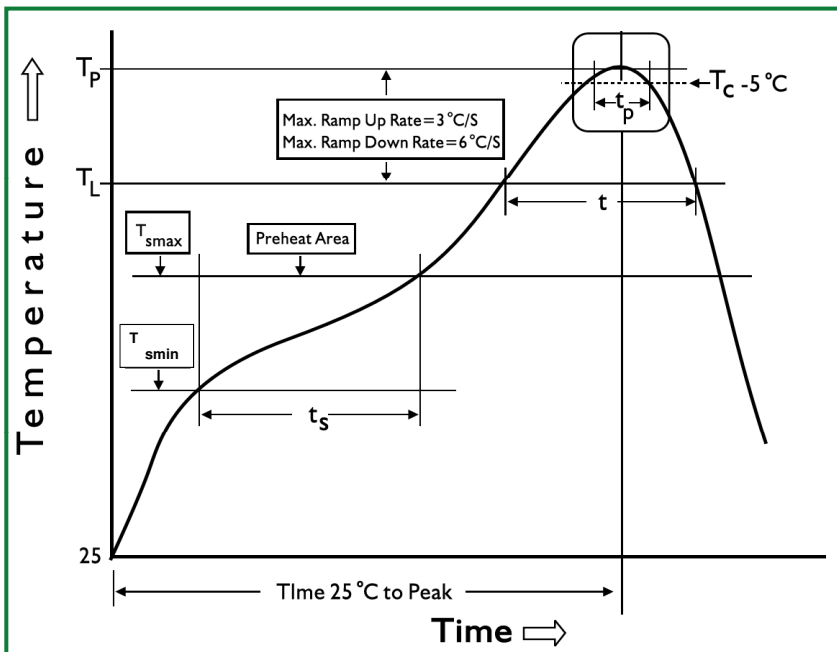
Type C1Q

1206 Size
RoHS 6 Compliant

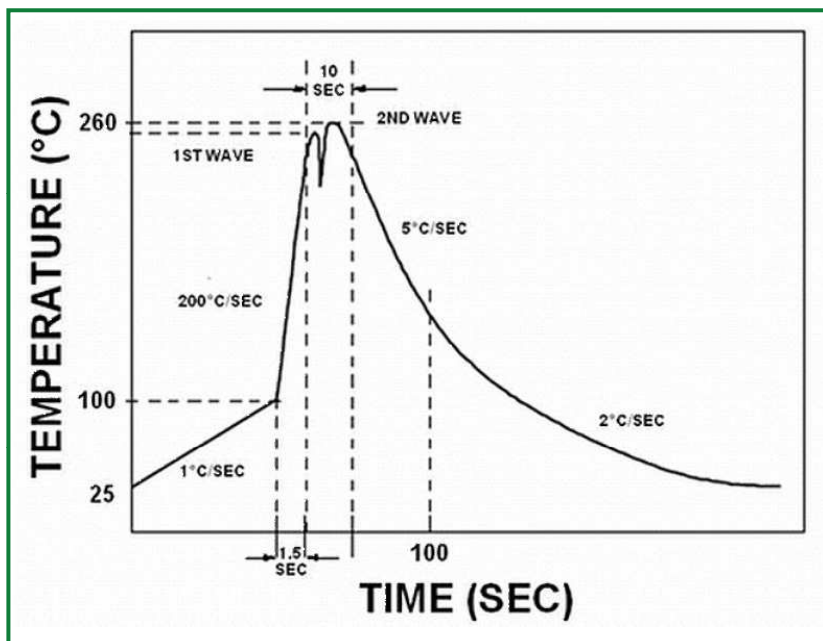
Surface Mount Very Fast-Acting Chip Fuse

Soldering Parameters

Lead-Free IR Reflow Profile (IPC/JEDEC J-STD-020D)	
Reflow Parameter	
Minimum preheat temperature (TsMIN)	150 °C
Maximum preheat temperature (TsMAX)	200 °C
Preheat Time	60-180 seconds
TsMAX to TL ramp-up rate	3 °C/second max.
Time above temperature TL (tL)	217 °C 60-120 seconds
Peak Temperature (TP)	260 °C max.
Time within 5° of Peak TP	20-40 seconds
Ramp-down rate	6 °C/second max.



Lead-free Wave Soldering Profile	
Wave Soldering Parameter	
Average ramp-up rate	200°C / second
Heating rate during preheat	typical 1 - 2 °C / second Max. 4°C/ second
Final preheat temperature	within 125°C of soldering temperature
Peak temperature (TP)	260°C
Time within +0 °C / -5°C of actual peak temperature	10 seconds
Ramp-down rate	5 °C / second max.



Specifications Subject to change without notice.

Type C1Q

Surface Mount Very Fast-Acting Chip Fuse

1206 Size
RoHS 6 Compliant
HF Pb



C1Q May2012D

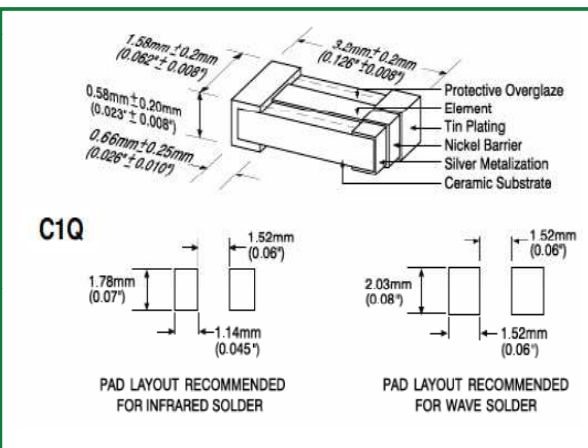
Physical Specifications

Materials	Body : Ceramic Substrate
	Terminations: Ag / Ni / Sn (100% Lead -free)
	Element Cover Coating : Lead-free Glass
Marking	On Fuse: None
	On label:
	"bel", "C1Q", "Current Rating", "Voltage Rating", "Interrupting Rating", "Appropriate Safety Logos" and " ", " " (China RoHS compliant).

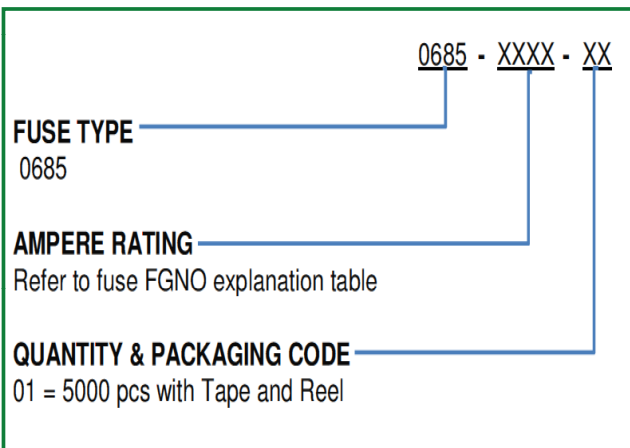
Environmental Specifications

Shock Resistance	MIL-STD-202G, Method 213B, Test Condition I (100 G's peak for 6 milliseconds; Sawtooth Waveform)
Vibration Resistance	MIL-STD-202G, Method 201A (10-55 Hz, 0.06 inch, total excursion).
Salt Spray Resistance	MIL-STD-202G, Method 101E, Test condition B (48 hrs).
Insulation Resistance	MIL-STD-202G, Method 302, Test Condition A (After Opening) 10,000 ohms minimum.
Solderability	MIL-STD-202G, Method 208H
Resistance to solder Heat	MIL-STD-202G Method 210F, Test Condition C. Top Side (260 °C, 20 sec) MIL-STD-202G Method 210F, Test Condition D. Bottom Side (260 °C, 10 sec)
Thermal Shock	MIL-STD-202G, Method 107G, Test Condition B (-65 °C to +125 °C).
Operating Temperature	-55 °C to +125 °C

Mechanical Dimensions



Ordering Information



Packaging

Packaging Tape & Reel	Packaging Specification	Quantity	Quantity & Packaging Code
8 mm wide tape with 7 inches Diameter reel	EIA Standard 481-D	5000	0685-XXXX-01

Specifications Subject to change without notice.

CORPORATE OFFICE
Bel Fuse Inc.
206 Van Vorst Street
Jersey City, NJ 07302
Tel 201-432-0463
Fax 201-432-9542
E-Mail: belfuse@belf.com
Website: www. belfuse.com

FAR EAST OFFICE
Bel Fuse Ltd.
8/F Luk Hop Industrial Building
8 Luk Hop Street
San Po Kong
Kowloon, Hong Kong
Tel 852-2328-5515
Fax 852-2352-3706

EUROPE OFFICE
Bel Fuse Europe Ltd.
Preston Technology Management Centre
Marsh Lane, Suite F15
Preston, Lancashire, PR1 8UQ
United Kingdom
Tel 44-1772-556601
Fax 44-1772-561008

EUROPE
Bel Stewart GmbH
Industriestrasse 20
61381 Friedrichsdorf
Germany
Tel 49-6172-9552-0
Fax 49-6172-9552-40