


# Single-In-Line Conformal Coated Resistor/Capacitor Networks



CR Series

- 4 to 14 Leads
- Standard and custom circuits
- Space saving design



## Electrical (Capacitor)

Rated Voltage	25Vdc, 50Vdc, 100Vdc			
Capacitance Range	10pF to 1μF (Custom 2.2pF to 10pF max.)			
Tolerance	J Tol. ±5%	K Tol. ±10%	M Tol. ±20%	Z Tol. +80% to -20%
Temperature Coefficient (% of Change)	Refer to Dielectric Table			
Operating Temperature Range	CG, SL & X7R: -55°C to +125°C Y5V: -30°C to +85°C			

## Electrical (Resistor)

Power Dissipation, Watts, at 70°C	1/8 to 1/4 per resistor			
Operating Voltage, Maximum	100Vdc			
Standard Resistance Range, Ohms	10 to 2.2 Meg			
Standard Resistance Tolerance	G. Tol. ±2%      J Tol. ±5%      K Tol. ±10%			
Temperature Coefficient of Resistance	100 to 300ppm/°C			
Operating Temperature Range	-55°C to +125°C			

## Dielectric Table

Dielectric	Code	Characteristics	Values
SL	S	+350/-1,000/°C	10pF to 3,300pF
X7R	X	±15% (-55 to +125°C)	680pF to 47nF, (50V: 100pF to 1μF)
Y5V	Y	+22% to -82% (-30 to +85°C)	10pF to 1,500pF
CG (NPO)	CG	±30ppm/°C	10pF to 1,500pF

Specifications subject to change without notice.

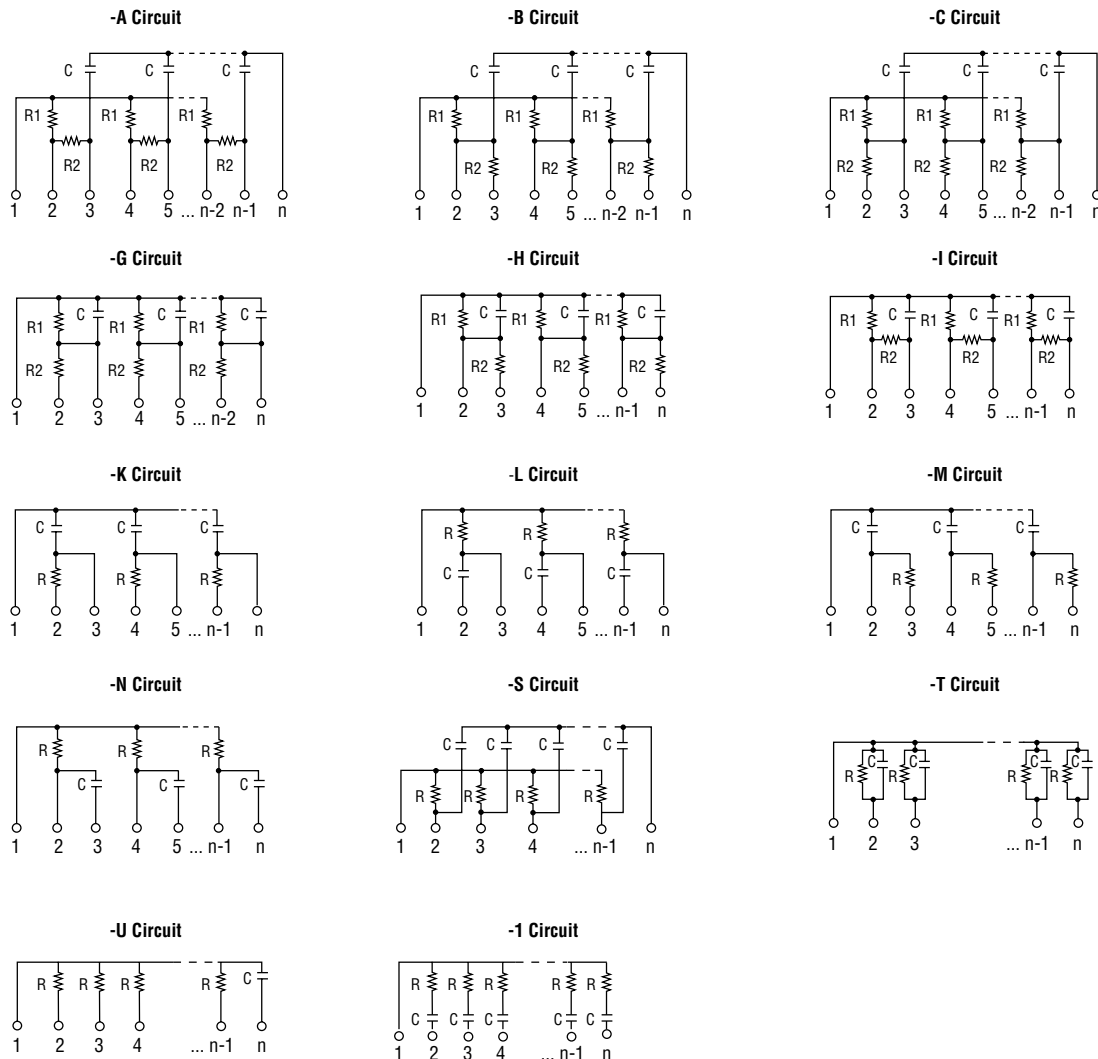
### General Note

TT electronics reserves the right to make changes in product specification without notice or liability.  
All information is subject to TT electronics' own data and is considered accurate at time of going to print.



www.bitechnologies.com   www.irctt.com   www.welwyn-tt.com

## Schematics

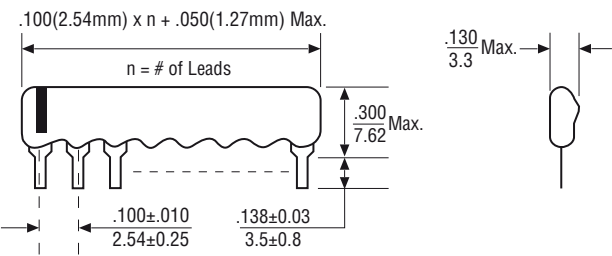


Specifications subject to change without notice.

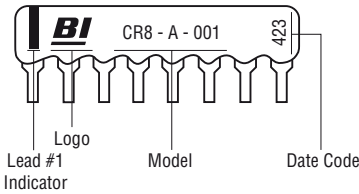
### General Note

TT electronics reserves the right to make changes in product specification without notice or liability.  
All information is subject to TT electronics' own data and is considered accurate at time of going to print.

Outline Dimensions (Inch/mm)



Typical Part Marking

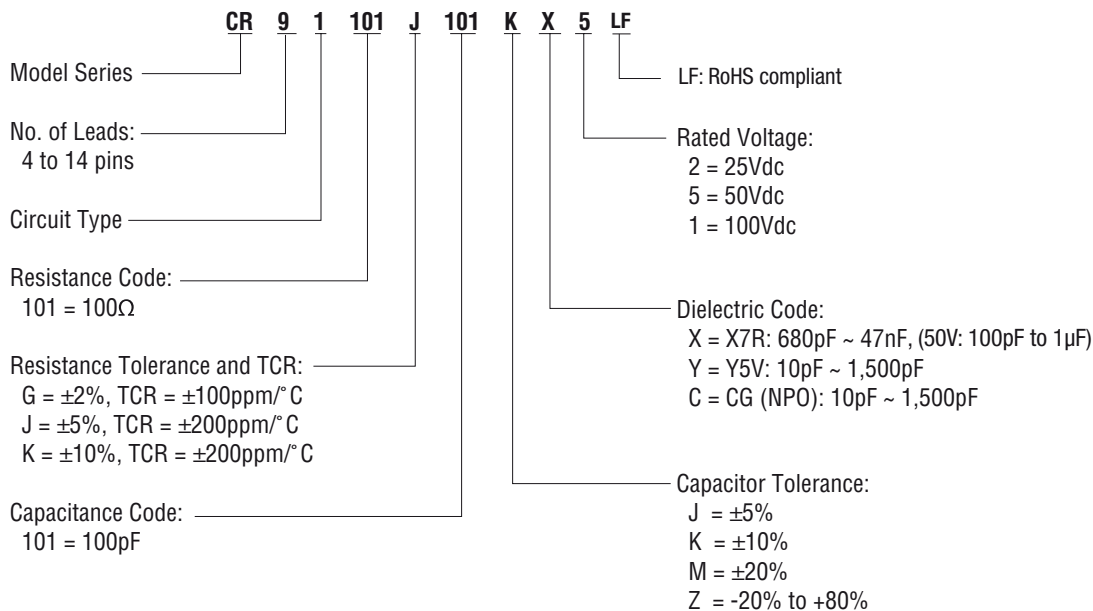


General Note

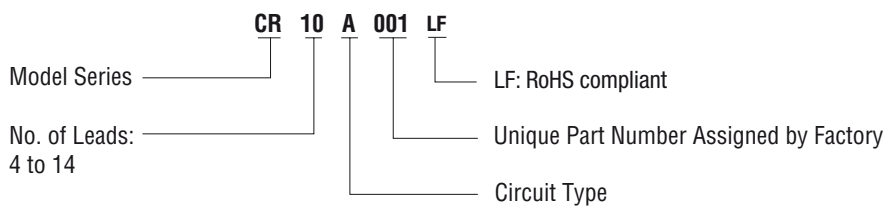
TT electronics reserves the right to make changes in product specification without notice or liability.  
All information is subject to TT electronics' own data and is considered accurate at time of going to print.

## Ordering Information

### Circuit 1



### Custom Circuits A to U



### General Note

TT electronics reserves the right to make changes in product specification without notice or liability.  
All information is subject to TT electronics' own data and is considered accurate at time of going to print.