


Model 628 L Series

- **R/2R Ladder**
- **.220" Small Outline**
- **Thick Film DIP**
- **Surface Mount**
- **Resistor Networks**



Electrical

Standard Resistance Range, Ohms	1K to 100K
Standard Resistance Tolerance, at 25°C	±2%
Operating Temperature Range	-55°C to +125°C
Temperature Coefficient of Resistance	±100ppm/°C
Maximum Operating Voltage	50Vdc or \sqrt{PR}
Insulation Resistance	≥10,000 Megohms
Ladder Network Accuracy	8 Bits: ±1/2 LSB, -55°C to +125°C

Mechanical

Lead Material	Copper Alloy, 96.5 / 3.5 SnAg (Dipped)
Lead Configuration	Gull Wing
Lead Coplanarity	±0.002 in. (0.057mm)
Substrate Material	Alumina
Resistor Material	Cermet
Body Material	Epoxy

Applicable Documents

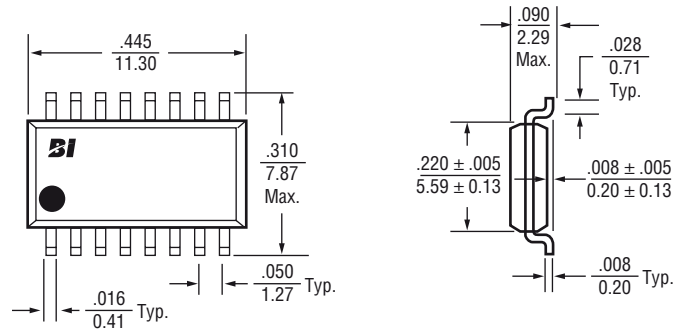
MIL-R-914 — Resistor Networks, Fixed, Film, Surface Mount Established Reliability General Specification
MIL-STD-202 — Test Methods for Electronic and Electrical Component Parts
EIA-481 — Carrier Taping of Surface Mount Components for Automatic Handling
EIA-PDP-100 — SOGN-0002 Outline Dimensions

Specifications subject to change without notice.

General Note

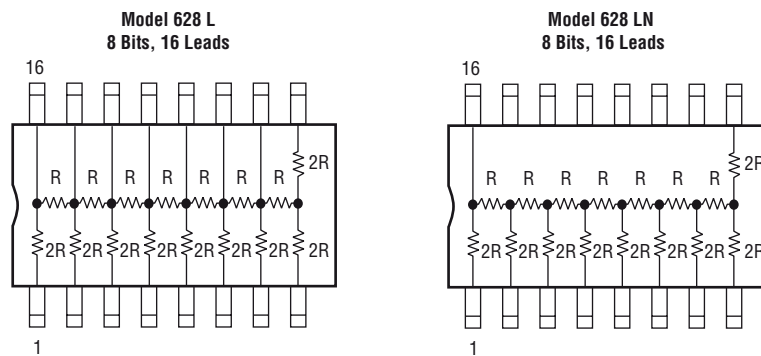
TT electronics reserves the right to make changes in product specification without notice or liability. All information is subject to TT electronics' own data and is considered accurate at time of going to print.

Outline Dimensions (Inch/mm)



Note: Maximum Allowable Mold Excursion = 0.006"

Schematics

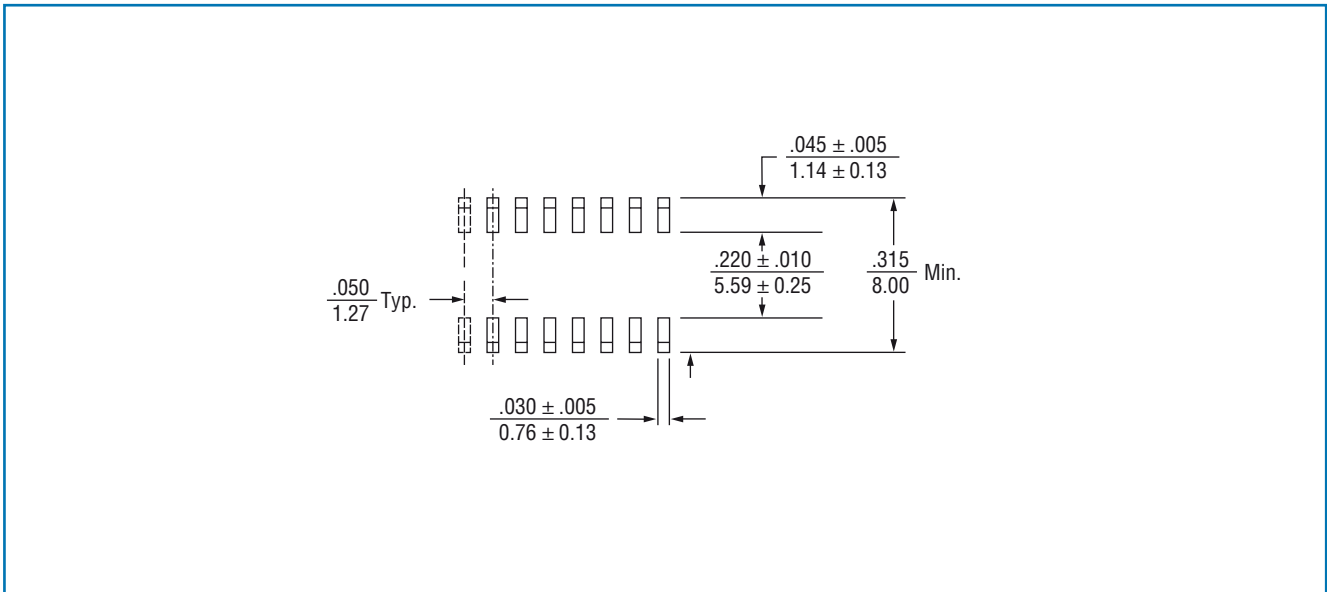


Note: Custom circuits are available. Consult factory.

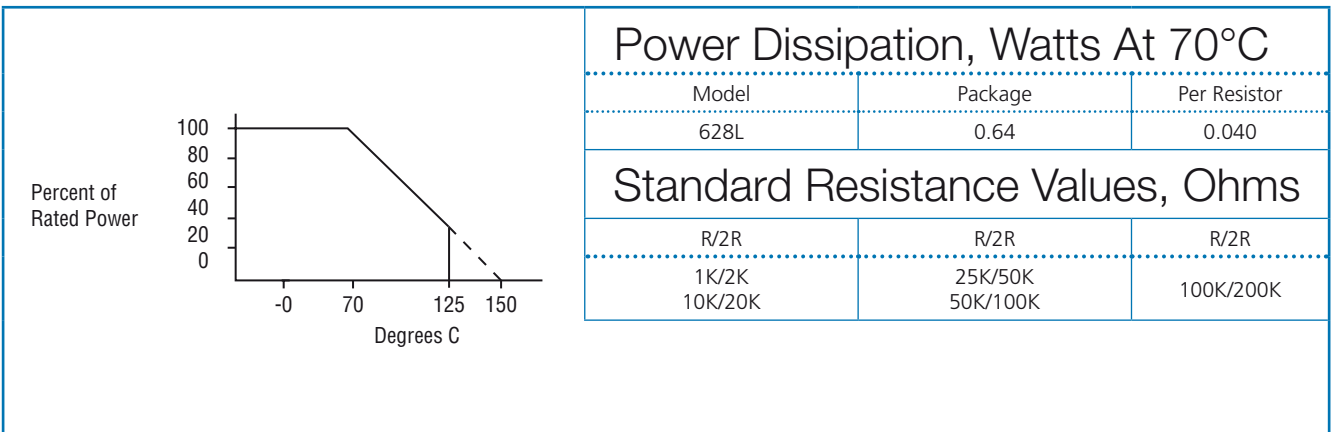
General Note

TT electronics reserves the right to make changes in product specification without notice or liability. All information is subject to TT electronics' own data and is considered accurate at time of going to print.

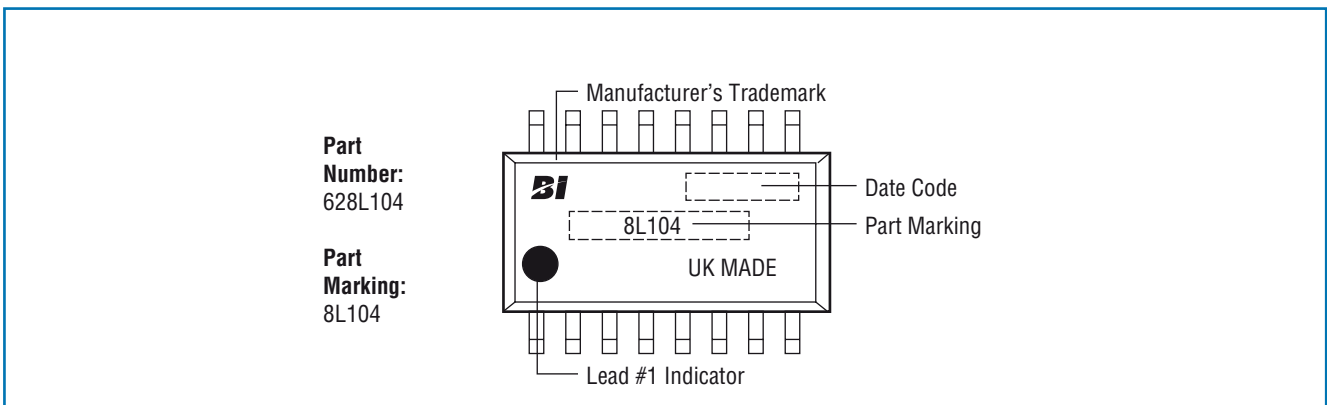
Solder Pad Layout (Inch/mm)



Power Derating Curve



Typical Part Marking



General Note

TT electronics reserves the right to make changes in product specification without notice or liability. All information is subject to TT electronics' own data and is considered accurate at time of going to print.

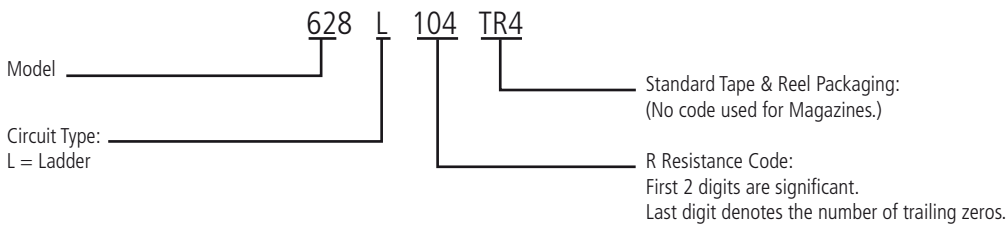


www.bitechnologies.com www.irctt.com www.welwyn-tt.com

Packaging

Standard:	Tape & Reel Conforms to requirements of EIA-481. All units oriented with lead #1 to the left of direction of feed.		
Tape	Width =	24mm	
	Pocket =	Embossed Plastic, Antistatic	
	Pitch =	12mm	
Reel	Diameter =	13" (330mm) Maximum	
	Capacity =	2,000 Units	
Option:	Magazines Conforms to EIA and JEDEC standards. All units oriented with lead #1 to the same side.		
Magazine:	Capacity =	50 Units	

Ordering Information



General Note

TT electronics reserves the right to make changes in product specification without notice or liability.
All information is subject to TT electronics' own data and is considered accurate at time of going to print.

