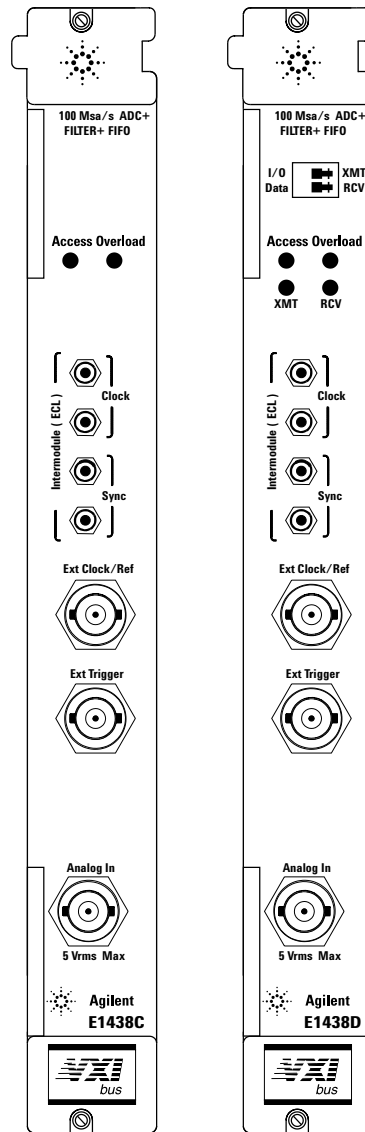


# Agilent E1438C/D 100 MSa/s Digitizer with DSP and Memory

## Data Sheet



The Agilent E1438C/D is ideal for application in signal acquisition and analysis, high resolution ATE and radar testing. This single-channel 100 MSa/s digitizer combines exceptional spurious-free dynamic range with alias-protected signal conditioning, center frequency tunable digital filtering, and a large signal capture memory, in a single-wide C-size VXI module. The only difference between the C and D versions is the E1438D includes a 2.5 Gbit/sec optical front panel data port and support for the VXI local bus.



# Specifications

## Input Specification

---

Input characteristics	BNC connector, shell grounded to chassis. 50 $\Omega$ impedance. dc coupled or ac coupled through 0.2 $\mu$ F capacitor. Input signal can be switched to ground. 40 MHz anti-alias filter with bypass switch.
-----------------------	---

---

Input ranges	+30 to -21 dBm in 3 dB steps
dBm 50 $\Omega$	Volts peak
30 dBm	10.0 Vp
27 dBm	7.08 Vp
24 dBm	5.01 Vp
21 dBm	3.55 Vp
18 dBm	2.51 Vp
15 dBm	1.78 Vp
12 dBm	1.26 Vp
9 dBm	891 mVp
6 dBm	631 mVp
3 dBm	447 mVp
0 dBm	316 mVp
-3 dBm	224 mVp
-6 dBm	158 mVp
-9 dBm	112 mVp
-12 dBm	79.4 mVp
-15 dBm	56.2 mVp
-18 dBm	39.8 mVp
-21 dBm	28.2 mVp

---

ADC overload level	0 dBfs (typical)
--------------------	------------------

---

Return loss of 50 $\Omega$ input impedance 0.1—40 MHz	> 18 dB (1.3 VSWR)
--	--------------------

---

Amplitude accuracy (power measurement, at 10 MHz, 0—40 dBfs)	
Alias filter on	$\pm 0.7$ dB

---

Flatness (dB relative to 10 MHz, excluding digital filter response)	
Alias filter on, freq < 40 MHz	$\pm 1.0$ dB
Alias filter off, freq < 40 MHz	$\pm 2.0$ dB
Alias filter off, at 100 MHz	-18 dB (typical)

---

DC offset	
Auto-zero accuracy	$\pm 2\%$ fs (typical)
Temperature drift	< $\pm 0.1$ mV/ $^{\circ}$ C (typical)

---

Input bias current	< 50 $\mu$ A (typical)
--------------------	------------------------

---

Anti alias filter stopband rejection (60—200 MHz, typical value for +27 and +30 dBm ranges)	> 90 dB
---	---------

---

# Specifications (continued)

## Input Specification (continued)

Signal-to-noise ratio (full scale input, full bandwidth, excluding distortion. See noise, distortion and spur specs.)

Alias filter on	> 60 dB (typical)
Alias filter off	> 55 dB (typical)

Input noise density (alias filter on, internal sample clock)

100 kHz to 40 MHz	< -133 dBfs/Hz
10 kHz to 100 kHz	< -130 dBfs/Hz
1 kHz to 10 kHz	< -122 dBfs/Hz
100 Hz to 1 kHz	< (-92 -10 LOG(f)) dBfs/Hz
Sensitivity	< -155 dBm/Hz (typical)

Residual responses (with 50  $\Omega$  termination at input connector, 2 kHz to 40 MHz)

< -90 dBfs

Harmonic distortion, aliased harmonic distortion, and spurious responses

Input signals > -10 dBfs	< -65 dBc
Input signals -10 to -20 dBfs	< -70 dBc
Input signals < -20 dBfs	< -70 dBc or < -90 dBfs

Intermodulation distortion (two in-band signals 1 MHz apart. Measured in dBc, relative to one signal.)

0—30 MHz input signals	
each signal -6 to -14 dBfs	< -65 dBc
each signal -14 to -20 dBfs	< -70 dBc
each signal < -20 dBfs	< -70 dBc or < -90 dBfs
30—40 MHz input signals	
each signal -6 to -14 dBfs	< -62 dBc
each signal -14 to -23 dBfs	< -67 dBc
each signal < -23 dBfs	< -67 dBc or < -90 dBfs
3 <sup>rd</sup> order products	
each input -16 dBfs	-85 dBc (typical)

Phase noise density (single sideband power density of 10 MHz signal, < 0.05G vibration, absolute or residual. Block data transfer mode, see Note 1.)

$\Delta f = 10$ kHz	< -128 dBc/Hz (typical)
$\Delta f = 1$ kHz	< -120 dBc/Hz (typical)
$\Delta f = 100$ Hz, residual only	< -110 dBc/Hz (typical)

Discrete sidebands (5 Hz to 100 kHz  $\Delta f$ , see Notes 1 and 2)

$\Delta f > 20$ kHz	< -90 dBc
$\Delta f < 20$ kHz	< -90 dBc (typical, Note 1)
Inter-module clock via VXI lines	< -80 dBc (typical)

Note 1. Phase noise and sidebands performance at frequency offsets of less than 20 kHz may be degraded by noise and ripple on the VXI power supplies.

Note 2. Specifications for Dynamic Range, Spurious Responses and Sidebands require the mainframe containing the E1438C/D to have Option 918 (connector shields E1400-80920) installed. In addition, all modules in the mainframe must comply with the VXI 1.4 specification for ECL trigger lines, the 10 MHz VXI system clock must be turned off, and the E1438C/D External Clock input must be disconnected when not being used. Dynamic range specifications require 24-bit data resolution.

## Specifications (continued)

### Sample Clock and DSP Specifications

---

Clock sources	
Internal sample clock frequency	100 MSa/s or 102.4 MSa/s (program control)
External reference for internal clock	10 MHz for 100 MSa/s, 10.24 MHz for 102.4 MSa/s
External sample clock frequency range	10—102.4 MHz

---

Internal clock specifications	
Frequency accuracy, 0—40° C	±7 ppm
Frequency accuracy, 40—55° C	±10 ppm
External reference lock range	±6 ppm (typical)

---

Clock input/output characteristics	
External sample clock/reference input	BNC connector. ac-coupled comparator with 1 K $\Omega$ impedance. Accepts TTL, ECL, or > -6 dBm sine waves
External trigger input	For ECL, the input is ac coupled, 1 k $\Omega$ , edge sensitive. For TTL, the input is dc coupled, 1 k $\Omega$ , TTL levels. (TTL trigger is currently only available on the E1438D.)
Inter-module front panel clock/sync	SMB connector, ECL-10K compatible
Inter-module VXI backplane clock/sync	VXI backplane ECLTRG lines
10 MHz reference output	SMB connector +8 dBm

---

Multi-module sampling skew	
Within mainframe, uncorrected	< 10 ns (typical)
Between mainframes, 1 meter cable, uncorrected	< 25 ns (typical)
Resolution of correction	5 ps (nominal)

---

Digital decimation filters	17 octave steps (40 MHz to 305 Hz), < 0.215 dB ripple, software correctable
----------------------------	---

---

Digital local oscillator	< 0.01 Hz tuning resolution
--------------------------	-----------------------------

---

### Regulatory Compliance

---

Safety standards	Designed for compliance to EN 61010-1(1993)
Radiated emissions and immunity	EN 61326-1 (see Note 2, page 3)

---

### Environmental

---

Operating restrictions	
Maximum altitude	4600 meters, above 2285 meters derate operating temperature by -3.6° C per 1000 meters
Ambient Temperature	0—55° C
Humidity	10—90% at 40° C, non-condensing

---

### Optical serial front panel data port (E1438D only)

---

Standard support	Draft standard VITA 17.1, 1 Gbit/sec and 2.5 Gbit/sec
Connector	Dual LC receptacle
Optical type	Multi-mode fiber, 850 nm wavelength
Maximum length	100 meters

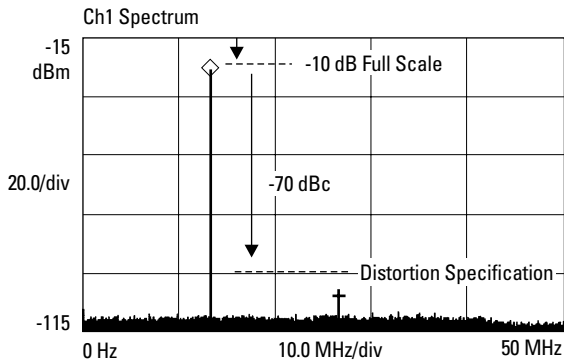
---

# Typical Performance Charts

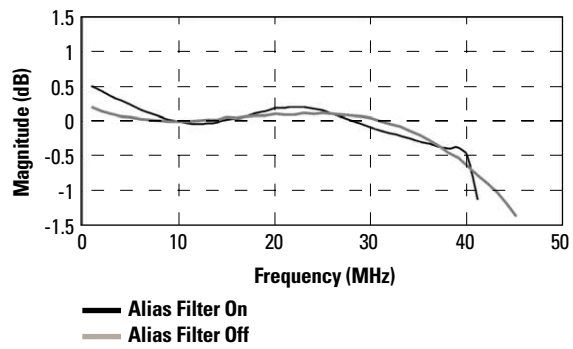
The following charts are included as supplemental, non-warranted characteristics

## Performance Benchmarks (Benchmarks are included as supplemental, non-warranted characteristics)

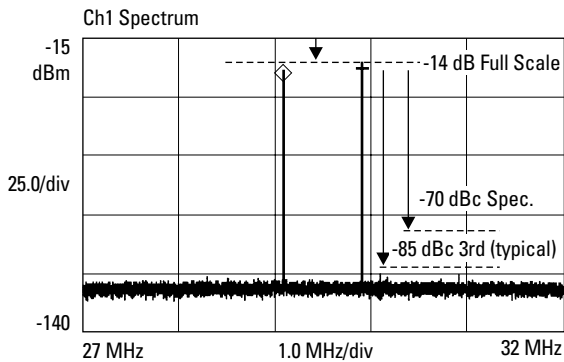
VXI/VME continous data transfer rate (From E1438C/D to MXI-II VXI controller, D32 VME word size)	2.2 MBytes/s
Local bus data transfer rate (From E1438D to ideal consumer)	66 MBytes/s
Library function control of module (MXI-II VXI controller)	
Measurement start	8.5 $\mu$ s
Center frequency change (raw)	600 $\mu$ s



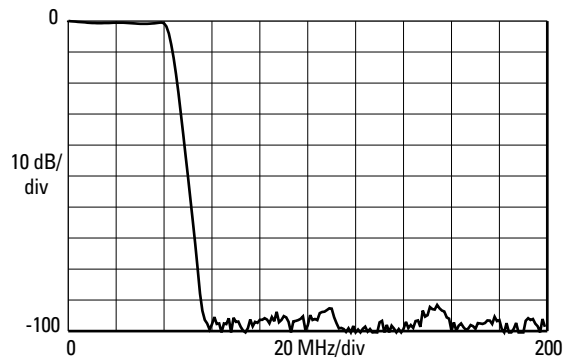
Harmonic Distortion performance with a -25 dBm 13 MHz signal on the -15 dBm range



Response versus Frequency - Pass Band



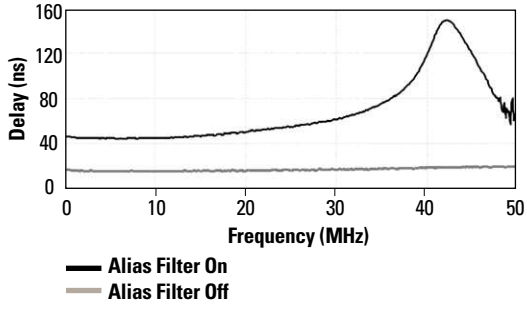
Intermodulation Distortion performance with two -14 dBfs tones near 30 MHz on the -15 dBm range



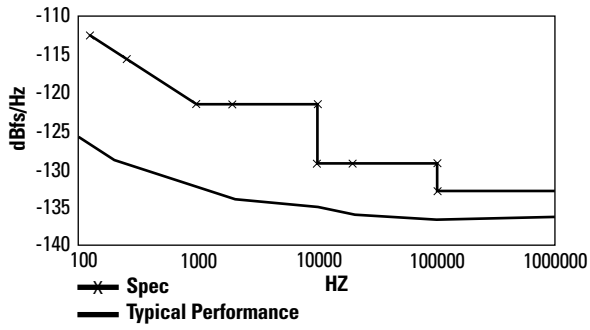
Filter Characteristics for Analog Anti Alias Filter, Magnitude (dB) versus Frequency (MHz)

## Typical Performance Charts (continued)

The following charts are included as supplemental, non-warranted characteristics

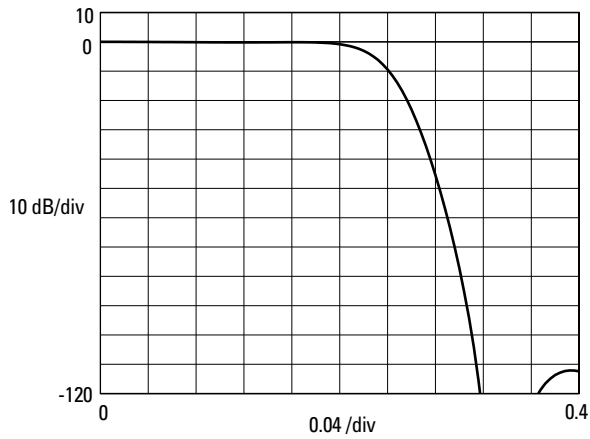


Analog Anti Alias Filter Group Delay vs. Frequency

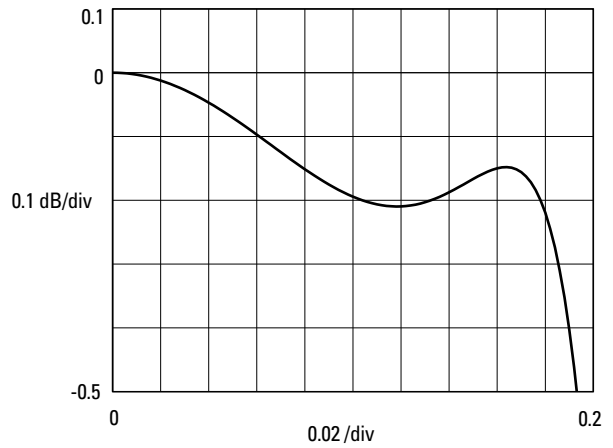


Input Noise Performance

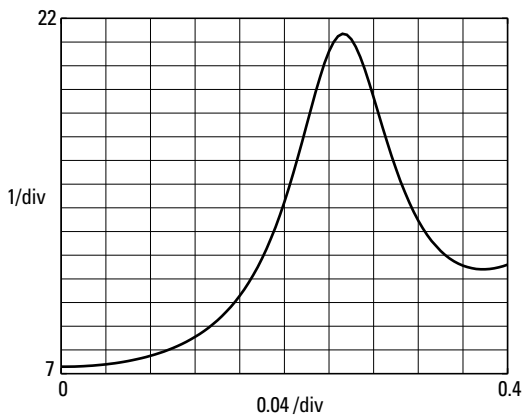
# Filter Characteristics for Low-pass Digital Filter Without Decimation $\text{sigBw} = 3$



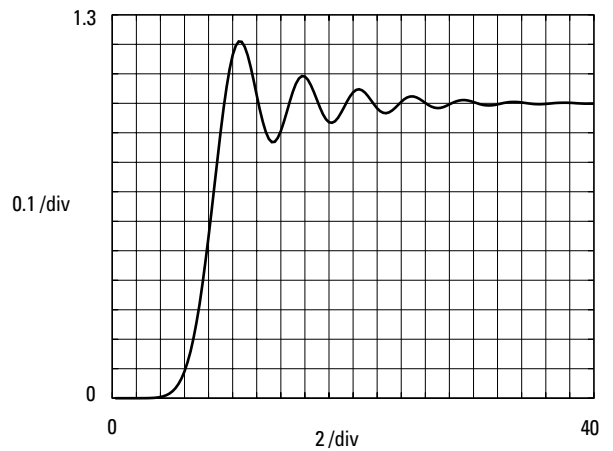
Magnitude (dB) versus Frequency (f/fs)



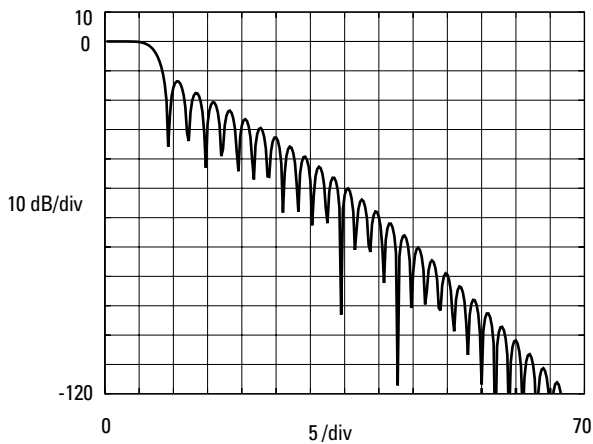
Magnitude (dB) versus Frequency (f/fs)



Delay (samples) versus Frequency (f/fs)



Response versus Time (sample) (normalized to step size)



Response versus Time (sample) (normalized to step size)

$f_s$  = output sample rate

## General

---

VXI standard information	Conforms to VXI revision 1.4. See Note 1, page 3 concerning section B.8.6, Conducted Susceptibility. C-size, single slot width. Register based programming. "Slave" Data Transfer Bus functionality. A16 address capability. D16/D32 data capability. Local Bus capability. Requires ECLTRG0 and ECLTRG1 lines for module synchronization.
--------------------------	---

---

VXI power requirements	dc Current	Dynamic Current
+5V (E1438C):	5 A	0.8 A
+5V (E1438D):	7 A	0.8 A
-5.2V:	2 A	0.1 A
-2V:	1 A	0.1 A
+12V:	0.6 A	0.3 A
-12V:	0.4 A	0.06 A
+24V:	0.05 A	0.06 A
-24V:	0.05 A	0.06 A
+5V Standby:	0.0 A	0.0 A

---

VXI cooling requirements	
E1438C	
For 10° C rise above < 55° C:	3.3 liters/second, 0.67 mm H <sub>2</sub> O
For 15° C rise above < 50° C:	2.2 liters/second, 0.30 mm H <sub>2</sub> O
E1438D	
For 10° C rise above < 55° C:	4.2 liters/second, 1.00 mm H <sub>2</sub> O
For 15° C rise above < 50° C:	2.8 liters/second, 0.50 mm H <sub>2</sub> O

---

Warm-up time	15 Minutes
--------------	------------

---

Calibration interval	1 Year (no field adjustments)
----------------------	-------------------------------

---

### Agilent accessories available

The E1438C/D “sync” and “clk” connectors may be connected to other E1438C/D modules in synchronized multi-channel applications. The following cable and terminator to connect the modules are available from Agilent. (See the Agilent VXI Source Book for additional cables.)

1250-0676	SMB 50 $\Omega$ load
8120-5623	175 mm cable with SMB connectors

### Backplane connector shields

The backplane connector shields are required for RFI compliance with the EN55011 and CISPR11 standards. Order optional RFI backplane shields for your VXI mainframe. They are not required for MFRAME1.

### Warranty

This product is distributed, warranted, and supported by Agilent Technologies.

The E1438C/D comes with a 1-year warranty. During that period, the unit will either be replaced or repaired, at Agilent Technologies' option, and returned to the customer without charge.

### Ordering Information

E1438C/D	100 MSa/s AD with filter and memory
E1438C/D-001	1.2 GB FIFO memory
E1438C/D-144	144 MB FIFO memory
E1438C/D-288	288 MB FIFO memory

### Product Web site

For the most up-to-date and complete application and product information, please visit our product Web site at:  
[www.agilent.com/find/vxi](http://www.agilent.com/find/vxi)

Agilent Communications Intelligence Information:  
[www.agilent.com/find/AD](http://www.agilent.com/find/AD)

### Related Literature

Publication Title	Publication Type	Publication Number
<i>E1437A 20 MSample/Second ADC with Filter and FIFO</i>	Product Overview	5965-6893E
<i>E1437A 20 MSample/Second ADC with Filter and FIFO</i>	Technical Specifications	5965-9774E
<i>E1438C/D 100 MSample/Second Digitizer with DSP and Memory</i>	Product Overview	5968-7348E
<i>E1439C/D VXI 70 MHz IF ADC with Filters and Memory</i>	Product Overview	5980-1261E
<i>E1439C/D VXI 70 MHz IF ADC with Filters and Memory</i>	Data Sheet	5980-1260E
<i>E9830A Delay Memory Module</i>	Product Overview	5968-7349E
<i>Agilent Test System and VXI</i>	Products Catalog	5980-0307E

### Agilent Technologies' Test and Measurement Support, Services, and Assistance

Agilent Technologies aims to maximize the value you receive, while minimizing your risk and problems. We strive to ensure that you get the test and measurement capabilities you paid for and obtain the support you need. Our extensive support resources and services can help you choose the right Agilent products for your applications and apply them successfully. Every instrument and system we sell has a global warranty. Support is available for at least five years beyond the production life of the product. Two concepts underlie Agilent's overall support policy: "Our Promise" and "Your Advantage."

#### Our Promise

Our Promise means your Agilent test and measurement equipment will meet its advertised performance and functionality. When you are choosing new equipment, we will help you with product information, including realistic performance specifications and practical recommendations from experienced test engineers. When you use Agilent equipment, we can verify that it works properly, help with product operation, and provide basic measurement assistance for the use of specified capabilities, at no extra cost upon request. Many self-help tools are available.

#### Your Advantage

Your Advantage means that Agilent offers a wide range of additional expert test and measurement services, which you can purchase according to your unique technical and business needs. Solve problems efficiently and gain a competitive edge by contracting with us for calibration, extra-cost upgrades, out-of-warranty repairs, and on-site education and training, as well as design, system integration, project management, and other professional engineering services. Experienced Agilent engineers and technicians worldwide can help you maximize your productivity, optimize the return on investment of your Agilent instruments and systems, and obtain dependable measurement accuracy for the life of those products.



### Agilent Email Updates

[www.agilent.com/find/emailupdates](http://www.agilent.com/find/emailupdates)

Get the latest information on the products and applications you select.

### Agilent T&M Software and Connectivity

Agilent's Test and Measurement software and connectivity products, solutions and developer network allows you to take time out of connecting your instruments to your computer with tools based on PC standards, so you can focus on your tasks, not on your connections. Visit [www.agilent.com/find/connectivity](http://www.agilent.com/find/connectivity) for more information.

By internet, phone, or fax, get assistance with all your test & measurement needs

Online assistance:  
[www.agilent.com/find/assist](http://www.agilent.com/find/assist)

Phone or Fax  
United States:  
(tel) 800 829 4444

Canada:  
(tel) 877 894 4414  
(fax) 905 282 6495

China:  
(tel) 800 810 0189  
(fax) 800 820 2816

Europe:  
(tel) (31 20) 547 2323  
(fax) (31 20) 547 2390

Japan:  
(tel) (81) 426 56 7832  
(fax) (81) 426 56 7840

Korea:  
(tel) (82 2) 2004 5004  
(fax) (82 2) 2004 5115

Latin America:  
(tel) (305) 269 7500  
(fax) (305) 269 7599

Taiwan:  
(tel) 0800 047 866  
(fax) 0800 286 331

Other Asia Pacific Countries:  
(tel) (65) 6375 8100  
(fax) (65) 6836 0252  
Email: [tm\\_asia@agilent.com](mailto:tm_asia@agilent.com)

Product specifications and descriptions in this document subject to change without notice.

© Agilent Technologies, Inc. 2004  
Printed in USA May 1, 2004  
5968-8233E

