

N7502A Signal Simulation System

Product Overview

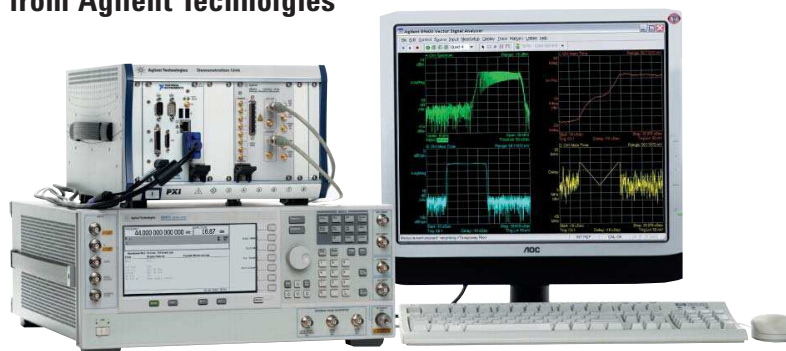
Advanced Signal Simulation Capabilities from Agilent Technologies

Generate precision wideband signals easily and repeatedly

Agilent's new N7502A signal simulation system offers 1 GHz bandwidth with unmatched dynamic range up to 44 GHz carrier frequencies, allowing you to generate ultrawide-bandwidth signals easily and repeatedly with precision and freedom from spurious output and noise.

The N7502A system includes the new N6030A arbitrary waveform generator (AWG) and the Agilent E8267D PSG vector signal generator with optional 1 GHz baseband inputs. You take advantage of these core elements via the N7502A system software, which makes it straightforward to create even the most complex waveforms.

For signal analysis capability, you can add a PSA spectrum analyzer for signals up to 80 MHz bandwidth. For wider bandwidths, add vector signal analysis capability with a combination of an Infiniium real-time oscilloscope, 89601A vector signal analysis software and a suitable downconverter.



Flexibility and performance for today and tomorrow

The Agilent N7500 Series signal simulation and processing systems offer flexibility and performance for addressing wide variety of complex signal environments, including: radar/EW systems, satellite communications, and terrestrial microwave radio. As your needs change, the N7502A system is scalable to meet them. New equipment, new signals, and new capabilities can be added with minimal disruption to work flow.

Key attributes

Frequency coverage

250 kHz to 20, 31.8 or 44 GHz

Wide bandwidth

- 1 GHz for RF signals above 3.2 GHz
- 160 MHz for RF signals less than 3.2 GHz

Fast switching speed

The system can switch frequency in less than 1 ns for signals within the 1 GHz frequency bandwidth.

Wide dynamic range

- Broadband noise floor: less than -135 dBm
- Phase noise: less than -109 dBc/Hz at 10 kHz offset, CW
- Wide spurious-free dynamic range

System software

- MATLAB® command-line interface
- LabVIEW IVI-C-style driver
- Waveform generation toolbox
- Signal Studio for pulse building compatibility
- I/Q correction software



Agilent Technologies

Block diagram

A simplified block diagram of the N7502A is shown below. The baseband generator I/Q outputs are routed to the E8267D synthesizer's I/Q inputs through phase-matched cables.

Optionally, the receive signal can then be downconverted and processed using a custom downconverter and broadband digitizing oscilloscope with built-in vector signal analysis software to demodulate and analyse waveforms, by comparing them to idealized or expected results.

Multi-channel configurations

Multiple channels can be configured with the addition of up to eight AWGs and PSGs. Phase-coherent channels can be established with the ability to measure and control phase relationships.

Applications

The N7502A signal simulation system is designed to generate stimulus for aerospace defense test needs including radar, satellite, electronic warfare (EW), electronic intelligence (ELINT), and signal intelligence (SIGINT) and other wideband IQ modulation applications. The system can generate realistic

EW and battlefield scenarios. Additionally, it can provide satellite channel simulation with high channel occupancy to improve system validation.

Specific measurements for noise power ratio, and Barker-coded and chirp radar signals are shown in the following screenshots.

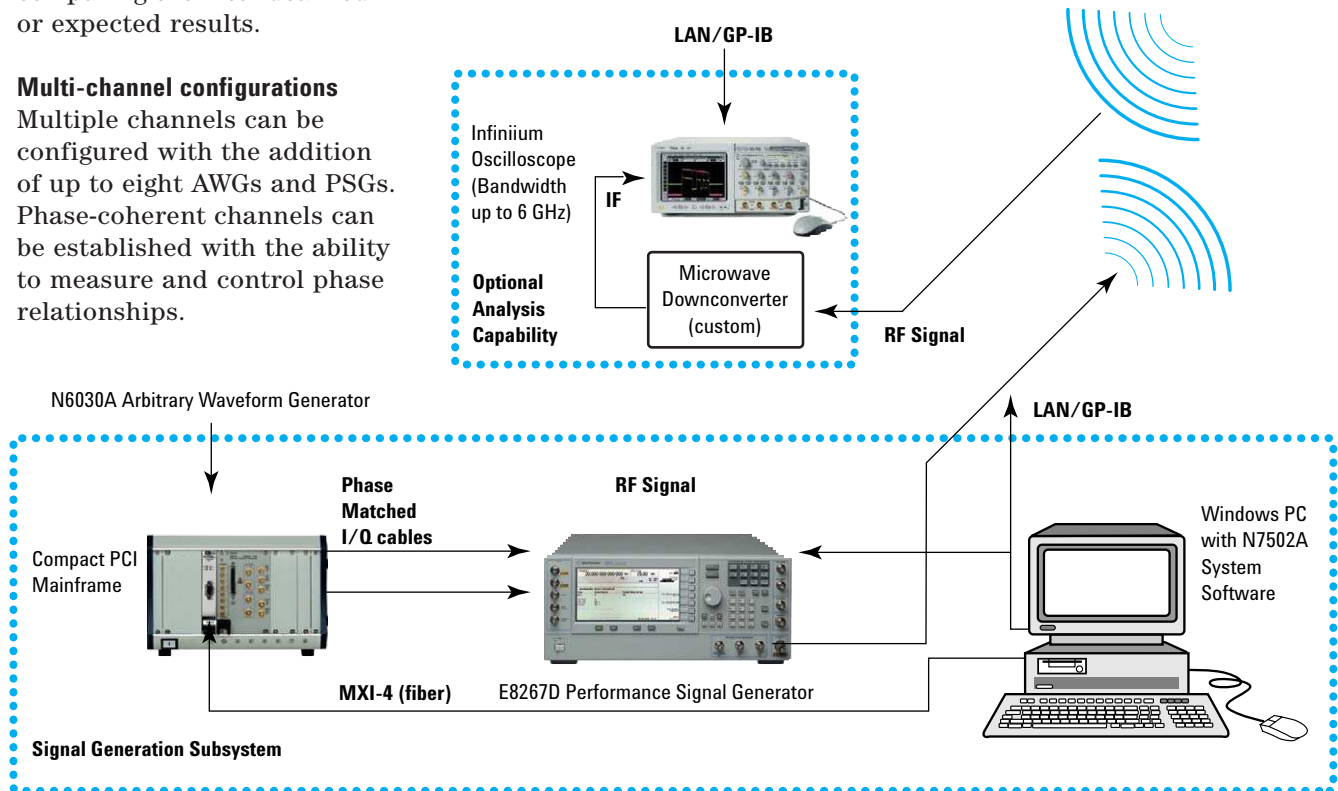


Figure 1. Simplified block diagram of N7502A

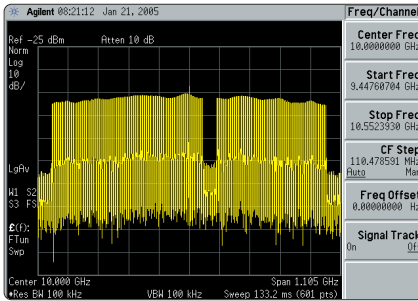


Figure 2. Noise power ratio waveform

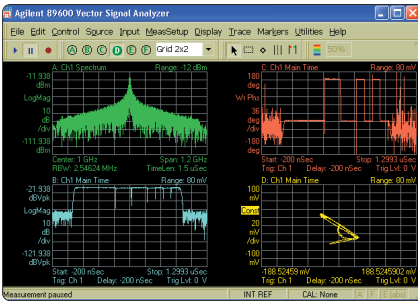


Figure 3. Barker-coded radar signal

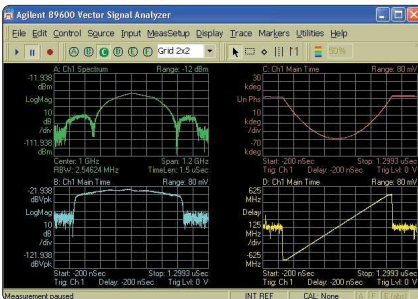


Figure 4. Chirp radar signal up to 1 GHz wide

Application assistance

Agilent’s signal generation and analysis experts are available to help you take full advantage of the system for your unique application. User training and consulting can help you get up to speed quickly. If your application has unique

requirements, Agilent program managers and engineering professionals can help define and implement unique functionality. They ensure that your custom requirements are successfully implemented, from initial design through acceptance.

Waveform generation toolbox

The Waveform Generation Toolbox provides a simplified interface for baseband modulation of the N7502A system. Even the most complex signals are defined and implemented easily through the software interface. Signals can be defined through basic parameter entry or from files created in MATLAB or other engineering environments.

For each selection in the main menu, a subsequent screen appears, enabling the user to enter the parameters required to define the waveform and invoke the built-in calibration routines. A display on each sub-panel shows the ideal frequency domain waveform calculated from entered parameters.

A simulation mode is provided to enable development and operation without connection to the instrument hardware.

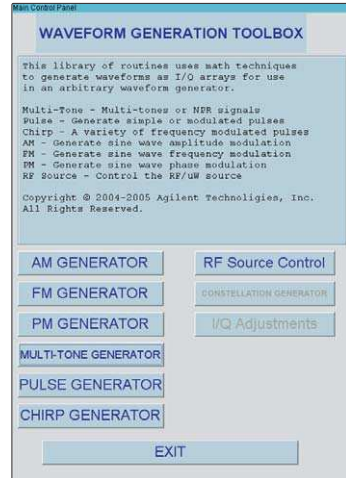


Figure 5. Waveform generation toolbox main menu

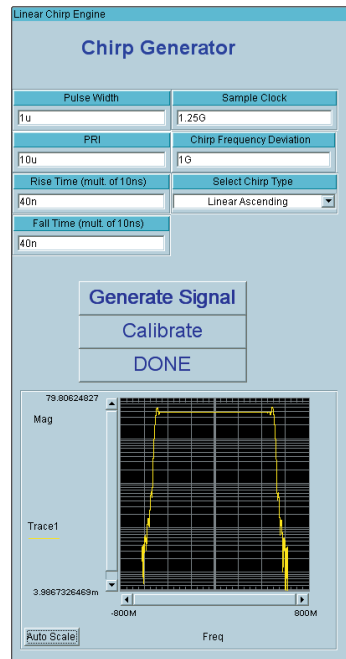


Figure 6. Linear chirp generator parameter entry screen

Warranty information

Agilent provides a 1-year return-to-Agilent warranty on custom systems. Warranty extensions and custom repair strategies are available to meet your specific requirements. System specifications

System Specifications

Your system specifications will be dependent on system configuration, including the building blocks you chose and your specific requirements.

Ordering information

Contact your Agilent representative.

Web Resources

For additional product information, visit:

www.agilent.com/find/signalsimulation

Related Agilent literature

- *N6030A Arbitrary Waveform Generator*
Technical overview
5989-1457EN
- *E8267D PSG Vector Signal Generator*
Data sheet
5989-0697EN
- *Infiniium Oscilloscopes and 89601A Vector Signal Analysis Software*
Data sheet
5989-0947EN

Agilent Technologies' Test and Measurement Support, Services, and Assistance

Agilent Technologies aims to maximize the value you receive, while minimizing your risk and problems. We strive to ensure that you get the test and measurement capabilities you paid for and obtain the support you need. Our extensive support resources and services can help you choose the right Agilent products for your applications and apply them successfully. Every instrument and system we sell has a global warranty. Support is available for at least five years beyond the production life of the product. Two concepts underlie Agilent's overall support policy: "Our Promise" and "Your Advantage."

Our Promise

Our Promise means your Agilent test and measurement equipment will meet its advertised performance and functionality. When you are choosing new equipment, we will help you with product information, including realistic performance specifications and practical recommendations from experienced test engineers. When you receive your new Agilent equipment, we can help verify that it works properly and help with initial product operation.

Your Advantage

Your Advantage means that Agilent offers a wide range of additional expert test and measurement services, which you can purchase according to your unique technical and business needs. Solve problems efficiently and gain a competitive edge by contracting with us for calibration, extra-cost upgrades, out-of-warranty repairs, and onsite education and training, as well as design, system integration, project management, and other professional engineering services. Experienced Agilent engineers and technicians worldwide can help you maximize your productivity, optimize the return on investment of your Agilent instruments and systems, and obtain dependable measurement accuracy for the life of those products.



Agilent Email Updates

www.agilent.com/find/emailupdates

Get the latest information on the products and applications you select.

For more assistance with your test and measurement needs or to find your local Agilent office go to: www.agilent.com/find/assist

For more information on Agilent Technologies' products, applications or services, please contact your local Agilent office. The complete list is available at:

www.agilent.com/find/contactus

Phone or Fax

United States:

(tel) 800 829 4444
(fax) 800 829 4433

Canada:

(tel) 877 894 4414
(fax) 905 282 6495

China:

(tel) 800 810 0189
(fax) 800 820 2816

Europe:

(tel) 31 20 547 2111

Japan:

(tel) (81) 426 56 7832
(fax) (81) 426 56 7840

Korea:

(tel) (080) 769 0800
(fax) (080)769 0900

Latin America:

(tel) (305) 269 7500

Taiwan:

(tel) 0800 047 866
(fax) 0800 286 331

Other Asia Pacific Countries:

(tel) (65) 6375 8100
(fax) (65) 6755 0042
Email: tm_ap@agilent.com

Product specifications and descriptions in this document subject to change without notice.

Windows is a U.S. registered trademark of Microsoft Corporation.

MATLAB is a U.S. registered trademark of The Math Works, Inc.

Visual Studio is a registered trademark of Microsoft Corporation in the United States and/or other countries

© Agilent Technologies, Inc. 2005
Printed in USA, February 1, 2005
5989-1827EN



Agilent Technologies