

Agilent

The N2102A Pulse Pattern Generator is a single slot PXI instrument capable of generating a number of low jitter patterns at rates up to 8.5 Gb/s using an externally supplied clock. ActiveX drivers provide an easy to use software interface and a Graphical User Interface is provided for manual operation of the module.

- **PXI 8.5Gb/s
Pulse Pattern Generator**

N2102A (PXIT Model PX2000-337)

The N2099A Synthesizer is a high quality microwave source capable of 2 GHz tuning range, and available factory-set at one of a number of available center frequencies in the range 4 to 11 GHz. It is perfectly suited to provide a clock source for the N2102A PPG.

- **PXI Synthesizer**

N2099A (PXIT Model PX2000-338)

Both instruments form part of the N2100 range of PXI modules. Other modules available include a DCA and BERT.

Data Sheet



PXI 8.5Gb/s Pulse Pattern Generator

N2102A (PXIT Model PX2000-337)

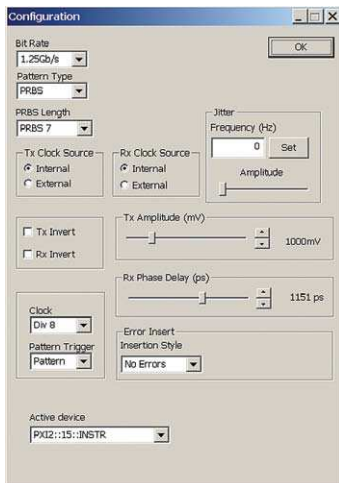


Features

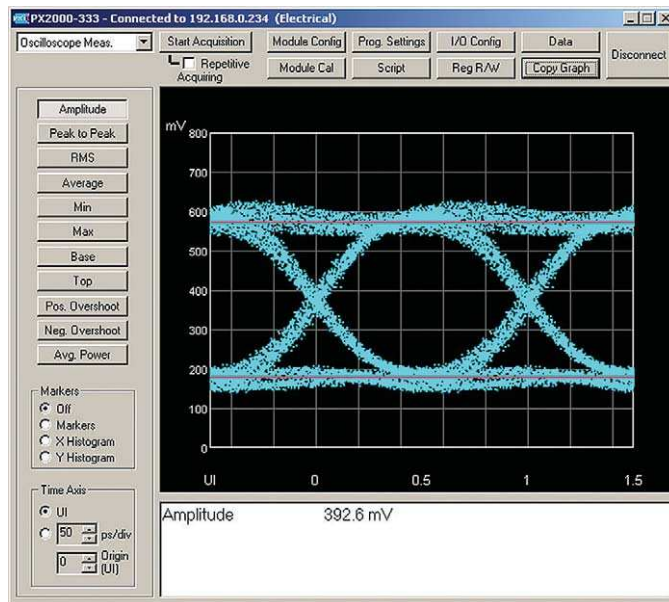
- PRBS Generations $2^N - 1$, (N=7,9,15,23,31)
- User selectable data patterns: K28.5, K28.7, CRPAT, user loadable 2 Kbits
- Single error and error rate injection
- Differential Data Output
- SMA Trigger Output (Clock / 128, Pattern, user defined burst enable)
- SMA Clock Input and Output
- Requires external clock

Specifications

| Parameter | Specification |
|-------------------------------------|---|
| Bit Rate Operation | Bands between 1.0 and 8.5 Gb/s See figure on Page 4. |
| Output Rise / Fall Time (20% - 80%) | 35 ps typical |
| Output Intrinsic Jitter | 2 ps RMS |
| Output Voltage Range | 25 mV – 1.6 V p-p |
| Output Voltage Resolution | 5mV |
| Output Clock Level | +10 dBm @ 8.5 GHz |
| Front Panel Connectors | SMA |
| Maximum Input Clock Level | +3 dBm @ 8.5 GHz |



The easy user interface



Output eye measured on the N2100A DCA

PXI Synthesizer N2099A (PXIT Model PX2000-338)



The N2099A Synthesizer is a two slot PXI instrument. This permanent magnet YIG (PMYTO) based synthesizer can be tuned over a 2 GHz frequency range. Phase noise is typically -87 dBc/Hz @ 10 kHz offset.

ActiveX drivers provide an easy to use software interface and a Graphical User Interface is provided for manual operation of the module.

Features

- Several frequency ranges available between 3 and 12 GHz – see figure on Page 4
- 2GHz tuning range
- 2 outputs
- 10 MHz reference output
- Excellent phase noise performance
- Non-volatile storage of set frequency – unit powers up at previously set frequency
- 2 slot PXI module

Specifications

| Parameter | Specification |
|---------------------------------------|---|
| Output Frequency (center) | 4, 5, 6, 7, 8, 9, 10, 11 GHz See figure on page 4. |
| Tuning Range | ± 1.0 GHz |
| Output Power Min. | +9dBm (4, 5 and 6 GHz) +7dBm (7, 8, 9, 10 and 11GHz) |
| Power Variation over Temp/Freq | ± 2 dB |
| Step Size Min | 1 kHz |
| Switching speed, 100MHz step | 100 ms typ |
| Output Impedance | 50 Ohms |
| Load VSWR | 2.0:1 |
| External Ref. Osc. Output Freq (TCXO) | 10 MHz |

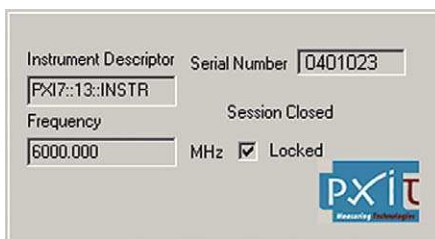
Software

Both instruments and accompanying software fully comply with PXI specifications. To achieve this a Windows® application is provided through which the user can control either without any user development.

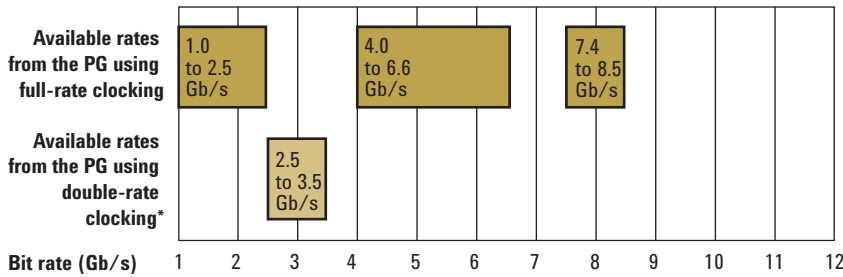
To ease program development and compatibility, an ActiveX Control is supplied allowing program development in any ActiveX compliant programming environment. These include Visual C++, Visual Basic, C#, Excel®, LabVIEW™ and many other environments.

Software features include:

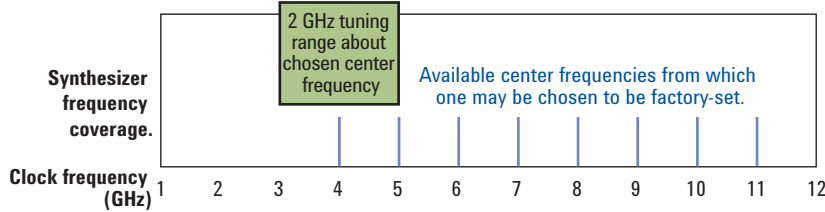
- Simple programming through the ActiveX interface.
- A Windows Application Control Panel.
- Requires VISA distribution software (from National Instruments).



Frequency and Bit Rate Coverage for PG and Synthesizer Instruments



* Rates available by using a clock between 5.0 to 7.0 GHz, and setting the PG instrument to the clock frequency divided by two – it automatically takes the double-rate into account.



Ordering

N2099A-H10-n Replace n with the center frequency required:
n = 4, 5, 6, 7, 8, 9, 10 or 11 (GHz)

N2102A-H10 8.5 Gb/s Pattern Generator

Agilent Email Updates

www.agilent.com/find/emailupdates
Get the latest information on the products and applications you select.

Agilent Direct

www.agilent.com/find/agilentdirect
Quickly choose and use your test equipment solutions with confidence.

Microsoft, EXCEL and Visual Basic are U.S. registered trademarks of Microsoft Corporation.

LabVIEW is a trademark of National Instruments Corporation.

Remove all doubt

Our repair and calibration services will get your equipment back to you, performing like new, when promised. You will get full value out of your Agilent equipment throughout its lifetime. Your equipment will be serviced by Agilent-trained technicians using the latest factory calibration procedures, automated repair diagnostics and genuine parts. You will always have the utmost confidence in your measurements.

Agilent offers a wide range of additional expert test and measurement services for your equipment, including initial start-up assistance onsite education and training, as well as design, system integration, and project management.

For more information on repair and calibration services, go to

www.agilent.com/find/removealldoubt

www.agilent.com

Online assistance:
www.agilent.com/find/pxit

For more information on Agilent Technologies' products, applications or services, please contact your local Agilent office. The complete list is available at:

www.agilent.com/find/contactus

Phone or Fax

United States:

(tel) 800 829 4444
(fax) 800 829 4433

Canada:

(tel) 877 894 4414
(fax) 800 746 4866

China:

(tel) 800 810 0189
(fax) 800 820 2816

Europe:

(tel) 31 20 547 2111

Japan:

(tel) (81) 426 56 7832
(fax) (81) 426 56 7840

Korea:

(tel) (080) 769 0800
(fax) (080) 769 0900

Latin America:

(tel) (305) 269 7500

Taiwan:

(tel) 0800 047 866
(fax) 0800 286 331

Other Asia Pacific Countries:

(tel) (65) 6375 8100
(fax) (65) 6755 0042
Email: tm_ap@agilent.com
Revised: 11/8/06

Product specifications and descriptions in this document subject to change without notice.

© Agilent Technologies, Inc. 2007
Printed in USA, January 12, 2007
5989-6071EN