

Agilent Technologies 34135A Current Probe

Product Overview

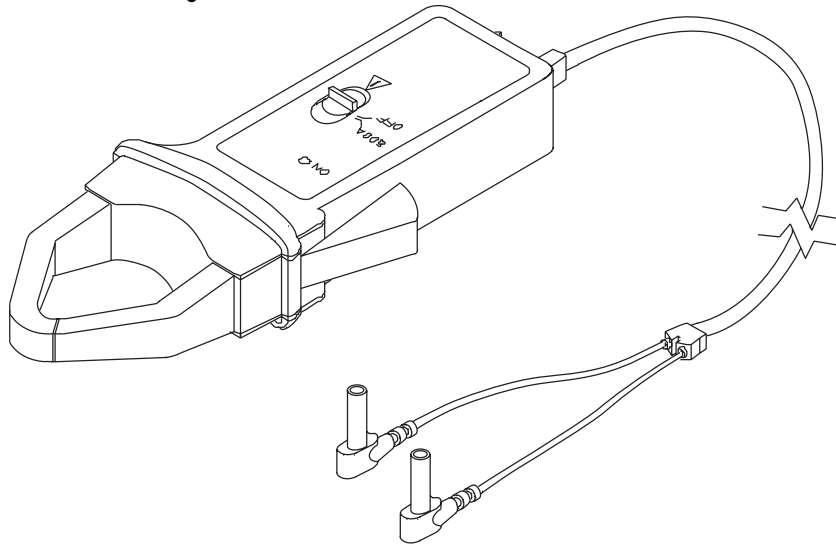



Figure 1. The Agilent 34135A current probe has proportional mV output for direct readings on multimeters, recorders, loggers and other instruments accepting banana plugs.

The Agilent Technologies 34135A measures 400 A AC (600 A peak), 600 A DC. It has proportional mV output for direct readings on multimeters, recorders, loggers and other instruments accepting banana plugs.

Hall sensor technology senses the magnetic field produced by the current measured and generates a millivolt DC or AC output signal. The electronics and batteries are self-contained in the probe handle.

The output of the AC/DC probe is 1mV/A. When taking DC measurements, a mechanical DC zero allows adjustment for any DC offset. There is no output filtering and true RMS with DC components is possible. Phase shift is excellent, making this probe well suited for power and power quality applications.

The 34135A current probe is compatible with any multimeter, voltmeter, or other voltage measuring instrument which has the following features:

- Input jacks that accept 4 mm shrouded banana plugs
- Range and resolution capable of displaying 1 mV of output per amp of measured current
- Voltmeter accuracy of 0.3% or better to take full advantage of the probe accuracy
- Input impedance of 1 M Ω / 100 pF or greater

When the probe is making a measurement, the current-carrying conductor is not broken and remains electrically isolated from the probe output. As a result, the probe output common may be either floated (isolated) or grounded.



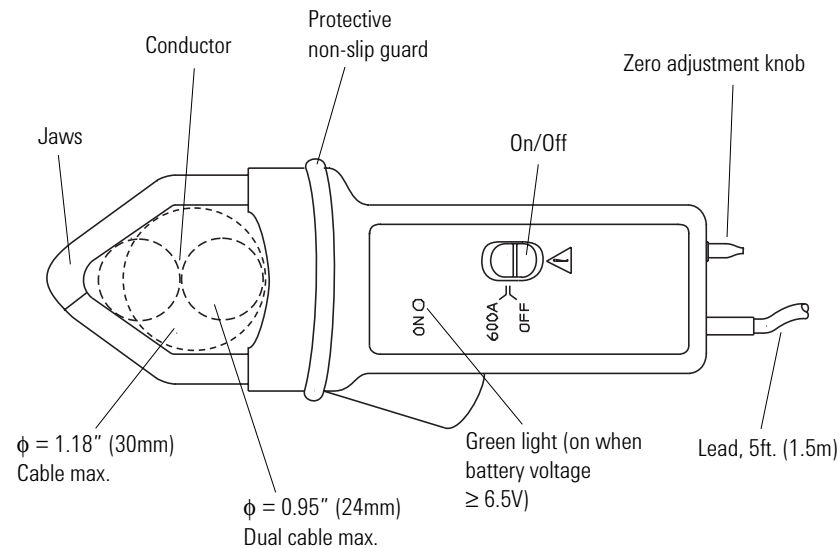


Figure 2. Agilent 34135A current probe control and connector identification

Specifications and Characteristics

Electrical, operating, and general characteristics of the 34135A current probe are shown below.

Electrical Specifications

Current Range	DC: 1 to 600 A AC: 1 to 400 A
Output Signal	1 mV/A
Accuracy*	1 to 100 A: 1.5% reading ± 1 A 100 to 400 A: 2% reading 400 to 600 DC only: 2.5% reading
Frequency Range	DC to 10 kHz @ -3 dB
Noise	DC to 1 kHz: ≤ 1 mV p-p DC to 5 kHz: ≤ 1.5 mV p-p 0.1 Hz to 5 kHz: $\leq 500 \mu$ V p-p
Rise and Fall Time	Rise: $\leq 100 \mu$ s from 90% V_{out} Fall: $\leq 120 \mu$ s from 90% V_{out}
Phase Shift	45 to 65 Hz 10 to 100 A: ≤ 2.5 200 to 400 A: ≤ 2
Minimum input resistance of instrument	100 K Ω
Maximum input capacitance of instrument	100 pF
Overload	2000 A DC and 1000 A AC continuous up to 1 kHz

*Accuracies are given for ambient temperature 18 to 28° C, relative humidity of 20 to 75%, conductor centered in jaw window, probe zeroed, DC to 65 Hz, 1 M Ω ± 100 pF load, magnetic field <40 A/m, and no common mode.

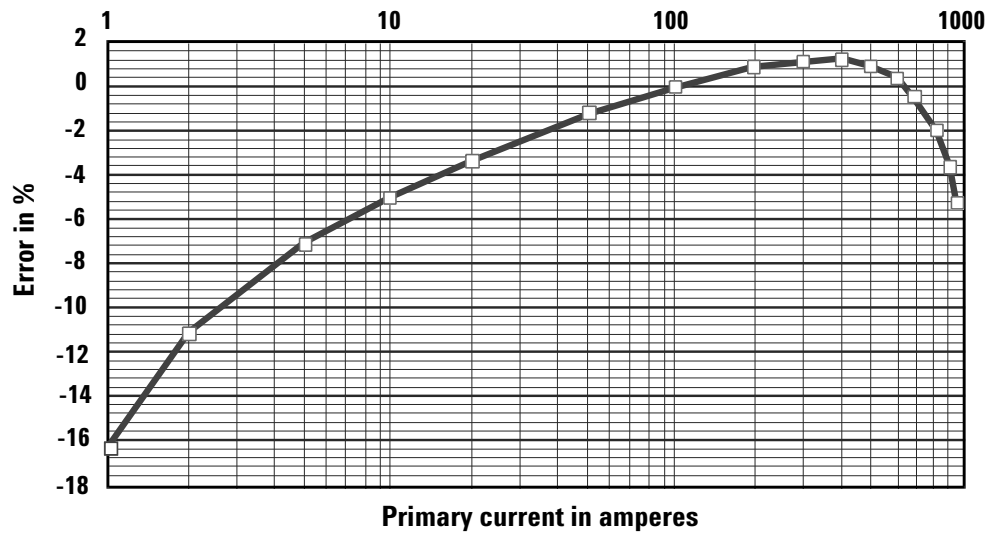


Figure 3. Typical Accuracy in DC

Environmental Characteristics

Operating Temperature	-10 to 55° C
Storage Temperature	-40 to 80° C
Operating Relative Humidity	10 to 35° C, 0 to 90% relative humidity (without condensation)
Humidity	40 to 55° C, 0 to 70% relative humidity (without condensation)
Temperature Coefficient	≤100 ppm per, ° C or 1% per 10° C
Altitude Operating:	0 to 2000 m
Non-operating:	0 to 12,000 m

Mechanical Characteristics

Zero Adjustment	10 turn potentiometer
Maximum Cable Diameter	One cable of 30 mm or two cables of 24 mm
Dimensions	224 x 971 x 44 mm
Weight	440g with battery
Color	Dark grey with red jaws
Output Cable	1.5m double insulated lead with shielded banana plugs

Safety Specifications

Working Voltage	600 V CAT III
Case Protection	IP30 per IEC 529
Drop Test	1m according to IEC 1010
Mechanical Shock	100 G: test per IEC 68-2-27
Vibration	Test per IEC 68-2-6

Warranty Information

This Agilent Technologies product has a warranty against defects in material and workmanship for a period of one year from date of shipment. During the warranty period, Agilent Technologies will, at its option, either repair or replace products that prove to be defective. For warranty service or repair, this product must be returned to a service facility designated by Agilent Technologies.



Agilent Email Updates

www.agilent.com/find/emailupdates
Get the latest information on the products and applications you select.

Agilent Technologies' Test and Measurement Support, Services, and Assistance

Agilent Technologies aims to maximize the value you receive, while minimizing your risk and problems. We strive to ensure that you get the test and measurement capabilities you paid for and obtain the support you need. Our extensive support resources and services can help you choose the right Agilent products for your applications and apply them successfully. Every instrument and system we sell has a global warranty. Support is available for at least five years beyond the production life of the product. Two concepts underlie Agilent's overall support policy: "Our Promise" and "Your Advantage."

Our Promise

Our Promise means your Agilent test and measurement equipment will meet its advertised performance and functionality. When you are choosing new equipment, we will help you with product information, including realistic performance specifications and practical recommendations from experienced test engineers. When you use Agilent equipment, we can verify that it works properly, help with product operation, and provide basic measurement assistance for the use of specified capabilities, at no extra cost upon request. Many self-help tools are available.

Your Advantage

Your Advantage means that Agilent offers a wide range of additional expert test and measurement services, which you can purchase according to your unique technical and business needs. Solve problems efficiently and gain a competitive edge by contracting with us for calibration, extra-cost upgrades, out-of-warranty repairs, and onsite education and training, as well as design, system integration, project management, and other professional engineering services. Experienced Agilent engineers and technicians worldwide can help you maximize your productivity, optimize the return on investment of your Agilent instruments and systems, and obtain dependable measurement accuracy for the life of those products.

Agilent T&M Software and Connectivity

Agilent's Test and Measurement software and connectivity products, solutions and developer network allows you to take time out of connecting your instruments to your computer with tools based on PC standards, so you can focus on your tasks, not on your connections. Visit www.agilent.com/find/connectivity for more information.

By internet, phone, or fax, get assistance with all your test & measurement needs

Phone or Fax

United States:

(tel) 800 829 4444

Canada:

(tel) 877 894 4414

(fax) 905 282 6495

China:

(tel) 800 810 0189

(fax) 800 820 2816

Europe:

(tel) (31 20) 547 2323

(fax) (31 20) 547 2390

Japan:

(tel) (81) 426 56 7832

(fax) (81) 426 56 7840

Korea:

(tel) (82 2) 2004 5004

(fax) (82 2) 2004 5115

Latin America:

(tel) (305) 269 7500

(fax) (305) 269 7599

Taiwan:

(tel) 0800 047 866

(fax) 0800 286 331

Other Asia Pacific

Countries:

(tel) (65) 6375 8100

(fax) (65) 6836 0252

Email:

tm_asia@agilent.com

Online Assistance:

www.agilent.com/find/assist

Product specifications and descriptions in this document subject to change without notice.

© Agilent Technologies, Inc. 2000, 2004
Printed in USA, May 1, 2004
5968-9568E



Agilent Technologies