


# Agilent E1347A

## 16-Channel T/C Low-Offset Relay Multiplexer

### Data Sheet

- 1-Slot, B-size, register based
- Low-thermal offset reed relays,  $<4 \mu\text{V}$
- Built-in thermistor reference junction
- 16-channel 3-wire or 8-channel 4-wire multiplexer
- Channel scanning with Agilent DMMs
- Measures, temperature, voltage, and current



Agilent E1347A

### Description

The Agilent E1347A General-Purpose Reed Relay Multiplexer is a **B-size, 1-slot, register-based VXI module with thermocouple compensation**. It switches 16 channels of high, low, and guard each. The module has low-thermal offset performance. The multiplexer module consists of a B-size component card (labeled E1345-66201) and a screw terminal block that plugs onto the component card. The E1347A is functionally similar to the E1345A.

Using the E1326B or E1411B DMMs, the E1347A performs channel scanning with automatic conversions for many thermocouple types. Temperature measurements are made with automatic cold junction compensation. The card, in conjunction with Agilent VXI DMMs, also measure voltage, current, and two- and four-wire  $\Omega$ .

Refer to the Agilent Technologies Website for instrument driver availability and downloading instructions, as well as for recent product updates, if applicable.

### Configuration

One analog bus cable is shipped with the module, making it easy to connect multiplexer common outputs together for slot-adjacent modules. If you are using a B-size mainframe, Agilent E1300B or E1301B, use the analog bus cable shipped with the E1326B DMM to connect it to the multiplexer(s).

### C-size Adapter

For installing the E1347A in a C-size mainframe, the E1403C active adapter is recommended.

## Product Specifications

### Input

<b>DC:</b>	
Maximum voltage (any terminal to any other terminal or chassis):	120 Vdc
<b>AC rms:</b>	
Maximum voltage (any terminal to any other terminal or chassis):	120 V rms
Maximum current (per channel common, non-inductive):	50 mA
Maximum power per channel:	1 VA

### DC

Maximum thermal offset per channel, differential Hi-Lo:	4 $\mu$ V
Closed channel resistance:	100 $\Omega$ $\pm$ 10%
Insulation resistance (between any two points):	10E9 $\Omega$
Insulation resistance (Hi to Lo, power off):	n/a

### AC

Minimum bandwidth (-3 dB, 50 $\Omega$ source/load):	10 MHz (protection resistors shorted)
Crosstalk (channel-to-channel):	
100 kHz:	-80 dB
10 MHz:	-40 dB
Both:	n/a
Closed channel capacitance:	<150 pF Hi-Lo, <150 pF Lo-Guard, <2000 pF Guard-Chassis

### General Characteristics

Relays:	Reed relays Break-before-make Relays open on power down Relays open on power up
Power down state:	Relays open on power down
Power up state:	Relays open on power up
Minimum relay life:	
No load:	10E8 operations
Rated load:	10E7 operations
Reference junction measurement accuracy (18 to 28 $^{\circ}$ C operating):	0.3 $^{\circ}$ C
Strain gage excitation:	n/a
Screw terminal wire size:	16 to 26 AWG (1.5, 1.2, 0.9, 0.75, 0.5 mm)
Scanning rate:	600 channels/s typ.

## General Specifications

### VXI Characteristics

VXI device type:	Register based, A16, slave only
Size:	B
Slots:	1
Connectors:	P1
Shared memory:	None
VXI busses:	None
C-size compatibility:	Requires E1403C

### Instrument Drivers

See the *Agilent Technologies Website* ([http://www.agilent.com/find/inst\\_drivers](http://www.agilent.com/find/inst_drivers)) for driver availability and downloading.

Command module firmware:	Downloadable
Command module firmware rev:	A.06
I-SCPI Win 3.1:	Yes
I-SCPI Series 700:	Yes
C-SCPI LynxOS:	Yes
C-SCPI Series 700:	Yes
Panel Drivers:	Yes
VXIplug&play Win Framework:	Yes
VXIplug&play Win 95/NT Framework:	Yes
VXIplug&play HP-UX Framework:	No

### Module Current

	$I_{PM}$	$I_{DM}$
+5 V:	0.2	0.01
+12 V:	0.13	0.01
-12 V:	0	0
+24 V:	0	0
-24 V:	0	0
-5.2 V:	0	0
-2 V:	0	0

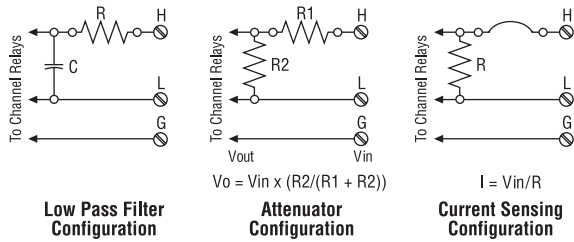
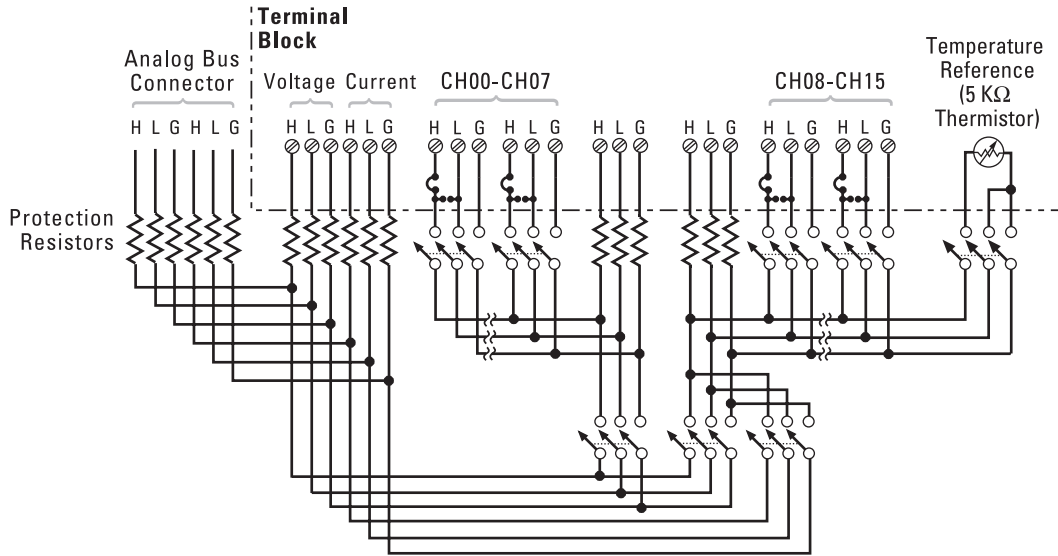
### Cooling/Slot

Watts/slot:	1.00
$\Delta P$ mm H <sub>2</sub> O:	0.02
Air Flow liter/s:	0.10

### Ordering Information

Description	Product No.
16-Ch. T/C Low-Offset Relay Multiplexer	E1347A
Service Manual	E1347A 0B3
Japan - Japanese Localization	E1347A ABJ
Extra terminal block for the E1347A	E1347-80001

# E1347A Circuit Diagram



Signal Conditioning Components/Current Shunt

## Related Literature

*2000 Test System and VXI Catalog CD-ROM*,  
Agilent Pub. No. 5980-0308E (detailed specifications for VXI products)

*2000 Test System and VXI Catalog*,  
Agilent Pub. No. 5980-0307E (overview of VXI products )

*1998 Test System and VXI Products Data Book*,  
Agilent Pub. No. 5966-2812E

## Online

Internet access for Agilent product information, services and support  
[www.agilent.com/find/tmdir](http://www.agilent.com/find/tmdir)

VXI product information  
[www.agilent.com/find/vxi](http://www.agilent.com/find/vxi)

Defense Electronics Applications  
[www.agilent.com/find/defense\\_ATE](http://www.agilent.com/find/defense_ATE)

Agilent Technologies VXI Channel Partners  
[www.agilent.com/find/vxichanpart](http://www.agilent.com/find/vxichanpart)

Agilent Technologies' HP VEE Application Website  
[www.agilent.com/find/vee](http://www.agilent.com/find/vee)

Agilent Technologies Data Acquisition and Control Website  
[www.agilent.com/find/data\\_acq](http://www.agilent.com/find/data_acq)

Agilent Technologies Instrument Driver Downloads  
[www.agilent.com/find/inst\\_drivers](http://www.agilent.com/find/inst_drivers)

Agilent Technologies Electronics Manufacturing Test Solutions  
[www.agilent.com/go/manufacturing](http://www.agilent.com/go/manufacturing)

**Get assistance with all your test and measurement needs at**  
[www.agilent.com/find/assist](http://www.agilent.com/find/assist)  
**or check your local phone book for the Agilent office**  
**near you.**

## Agilent Technologies' test and measurement service/support commitment

Agilent strives to maximize the value our test and measurement products give you, while minimizing your risk and service/support problems. We work to ensure that each product is realistically described in the literature, meets its stated performance and functionality, has a clearly stated global warranty, and is supported at least five years beyond its production life. Our extensive self-help tools include many online resources ([www.agilent.com](http://www.agilent.com)).

Experienced Agilent test engineers throughout the world offer practical recommendations for product evaluation and selection. After you purchase an Agilent product, they can provide no-charge assistance with operation verification and basic measurement setups for advertised capabilities. To enhance the features, performance, and flexibility of your test and measurement products—and to help you solve application challenges—Agilent offers free or extra-cost product options and upgrades, and sell expert engineering, calibration, and other consulting services.

## Phone or Fax

**United States:**  
(tel) 1 800 829 4444

**Canada:**  
(tel) 1 877 894 4414  
(fax) (905) 282 6495

**China:**  
(tel) 800 810 0189  
(fax) 800 820 2816

**Europe:**  
(tel) (31 20) 547 2323  
(fax) (31 20) 547 2390

**Japan:**  
(tel) (81) 426 56 7832  
(fax) (81) 426 56 7840

**Korea:**  
(tel) (82 2) 2004 5004  
(fax) (82 2) 2004 5115

**Latin America:**  
(tel) (305) 269 7500  
(fax) (305) 269 7599

**Taiwan:**  
(tel) 0800 047 866  
(fax) 0800 286 331

**Other Asia Pacific Countries:**  
(tel) (65) 6375 8100  
(fax) (65) 6836 0252  
(e-mail) [tm\\_asia@agilent.com](mailto:tm_asia@agilent.com)

Data Subject to Change  
© Agilent Technologies, Inc. 2000  
Printed in the U.S.A. May 1, 2004  
5965-5603E



**Agilent Technologies**