


# Agilent E1353A

## 16-Channel T/C FET Multiplexer

### Data Sheet

- 1-Slot, B-size, register based
- Up to 13,000 channels/s scanning with Agilent DMMs
- 100,000 switches/s from downloaded scan list
- Built-in thermistor reference junction
- Temperature, voltage, current, and Ohm readings
- 16-channel 3-wire, or 8-channel 4-wire multiplexer



Agilent E1353A

### Description

The Agilent E1353A FET Multiplexer is a **B-size, 1-slot, register-based VXI module** that switches 16 channels each of high, low, and guard. When used with the E1326B DMM or E1411B DMM, it makes automatically compensated thermocouple temperature measurements. The FET multiplexer module consists of a B-size component card (labeled E1351-66201) and a screw terminal block that plugs onto the component card. The E1353A is functionally similar to the E1351A and E1352A.

Common high, low, and guard signals are connected by tree switch to both the tree terminals on the terminal card and the analog bus connector. A digital bus cable is shipped with each module. It attaches to a digital bus connector on the faceplates, and is used to synchronize scanned measurements up to 13,000/s with the Agilent DMMs. Additionally, shunt and series signal conditioning elements can be added to each channel.

Refer to the Agilent Technologies Website for instrument driver availability and downloading instructions, as well as for recent product updates, if applicable.

### Configuration

Common high, low, and guard signals are connected by tree switch to both the tree terminals on the terminal card and the analog bus connector.

A digital bus cable is shipped with each module, which attaches to a digital bus connector on the faceplates and is used to synchronize scanned measurements up to 13,000/second with either the E1326B DMM or E1411B DMM. Use of this bus requires the SCPI command TRIGger:SOURce DBUS. To connect an external DMM to the FET multiplexer for high-speed scanning synchronization up to 100,000 switches/second, order the digital FET MUX-to-DMM cable below.

One analog bus cable is shipped with each module, making it easy to connect multiplexer common outputs together for slot-adjacent modules. If you are using a B-size mainframe, E1300B or E1301B, use the analog bus cable shipped with the E1326A DMM to connect it to the multiplexer(s).

### C-size Adapter

For installing the E1353A in a C-size mainframe, the E1403C active adapter is recommended.

## Product Specifications

### Input

<b>DC:</b>	
Maximum voltage (any terminal to any other terminal or chassis):	16 Vpk
<b>AC rms:</b>	
Maximum voltage (any terminal to any other terminal or chassis):	16 Vpk
Maximum current (per channel common, non-inductive):	1 mA

### DC

<b>Maximum thermal offset per channel, differential</b>	
Hi-Lo:	25 $\mu$ V (0 to 28 °C), 250 $\mu$ V (28 to 55 °C)
Closed channel resistance:	<3.1 k $\Omega$
Insulation resistance (between any two points):	10E8 $\Omega$ , 10E3 $\Omega$ $\pm$ 10% guard to chassis
Insulation resistance (Hi to Lo, power off):	>1 k $\Omega$ for  Vin  <14 V, >220 $\Omega$ for  Vin  >14 V

### AC

Minimum bandwidth (-3 dB, 50 $\Omega$ source/load):	500 kHz (1 MOhm    10 pF termination)
Closed channel capacitance:	<2000 pF Hi/Lo-Chassis, <200 pF Hi-Lo

### General Characteristics

<b>Relays</b>	FETs Break-before-make
Power down state:	FETs open on power down
Power up state:	FETs open on power up
<b>Minimum relay life:</b>	
No load:	Unlimited
Rated load:	Unlimited
<b>Reference junction measurement accuracy (18 to 28 °C operating):</b>	
	0.3 °C
Screw terminal wire size:	16 to 26 AWG (1.5, 1.2, 0.9, 0.75, 0.5 mm)
Scanning rate:	13,000 channels/s typ.

## General Specifications

### VXI Characteristics

VXI device type:	Register based, A16, slave only
Size:	B
Slots:	1
Connectors:	P1
Shared memory:	None
VXI busses:	None
C-size compatibility:	Requires E1403C

### Instrument Drivers

See the Agilent Technologies Website ([http://www.agilent.com/find/inst\\_drivers](http://www.agilent.com/find/inst_drivers)) for driver availability and downloading.

Command module firmware:	Downloadable
Command module firmware rev:	A.03
I-SCPI Win 3.1:	Yes
I-SCPI Series 700:	Yes
C-SCPI LynxOS:	Yes
C-SCPI Series 700:	Yes
Panel Drivers:	Yes
VXIplug&play Win Framework:	Yes
VXIplug&play Win 95/NT Framework:	Yes
VXIplug&play HP-UX Framework:	No

### Module Current

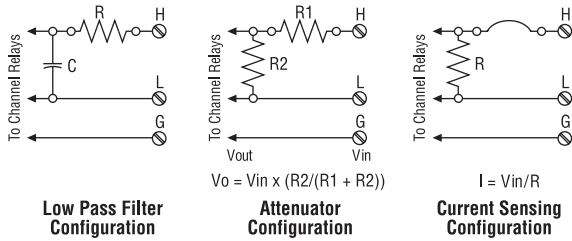
	$I_{PM}$	$I_{DM}$
+5 V:	0.2	0.01
+12 V:	0.13	0.01
-12 V:	0	0
+24 V:	0	0
-24 V:	0	0
-5.2 V:	0	0
-2 V:	0	0

**Cooling/Slot**

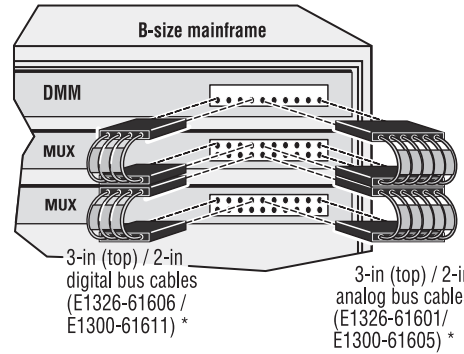
Watts/slot:	1.00
ΔP mm H <sub>2</sub> O:	0.02
Air Flow liter/s:	0.10

**Ordering Information**

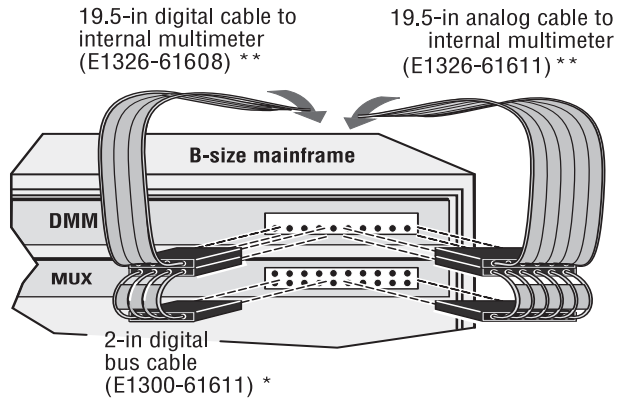
Description	Product No.
16-Channel T/C FET Multiplexer	E1353A
Service Manual	E1353A 0B3
Terminal Card, 16-Chan FET Multiplexer	E1353-80001
Cable Kit, VM To B-Size FET Multiplexer	E1411-80001



Signal conditioning components and current shunt for E1353A



Analog and Digital Bus Cables for MUX-to-MUX and MUX-to-Multimeter Connections



\* DMM-to-MUX and MUX-to-MUX analog and digital bus cables are provided with the purchase of the DMM and MUX modules, respectively.

\*\* 19.5-in analog and digital bus cable is provided with the purchase of E1300/01B Series B mainframe with internal DMM option.

Analog and Digital Bus Cables for MUX-to-MUX and MUX-to-Multimeter Connections

## Related Literature

*2000 Test System and VXI Catalog CD-ROM*,  
Agilent Pub. No. 5980-0308E (detailed specifications for VXI products)

*2000 Test System and VXI Catalog*,  
Agilent Pub. No. 5980-0307E (overview of VXI products )

*1998 Test System and VXI Products Data Book*,  
Agilent Pub. No. 5966-2812E

## Online

Internet access for Agilent product information, services and support  
[www.agilent.com/find/tmdir](http://www.agilent.com/find/tmdir)

VXI product information  
[www.agilent.com/find/vxi](http://www.agilent.com/find/vxi)

Defense Electronics Applications  
[www.agilent.com/find/defense\\_ATE](http://www.agilent.com/find/defense_ATE)

Agilent Technologies VXI Channel Partners  
[www.agilent.com/find/vxichanpart](http://www.agilent.com/find/vxichanpart)

Agilent Technologies' HP VEE Application Website  
[www.agilent.com/find/vee](http://www.agilent.com/find/vee)

Agilent Technologies Data Acquisition and Control Website  
[www.agilent.com/find/data\\_acq](http://www.agilent.com/find/data_acq)

Agilent Technologies Instrument Driver Downloads  
[www.agilent.com/find/inst\\_drivers](http://www.agilent.com/find/inst_drivers)

Agilent Technologies Electronics Manufacturing Test Solutions  
[www.agilent.com/go/manufacturing](http://www.agilent.com/go/manufacturing)

**Get assistance with all your test and measurement needs at  
[www.agilent.com/find/assist](http://www.agilent.com/find/assist)  
or check your local phone book for the Agilent office  
near you.**

## Agilent Technologies' test and measurement service/support commitment

Agilent strives to maximize the value our test and measurement products give you, while minimizing your risk and service/support problems. We work to ensure that each product is realistically described in the literature, meets its stated performance and functionality, has a clearly stated global warranty, and is supported at least five years beyond its production life. Our extensive self-help tools include many online resources ([www.agilent.com](http://www.agilent.com)).

Experienced Agilent test engineers throughout the world offer practical recommendations for product evaluation and selection. After you purchase an Agilent product, they can provide no-charge assistance with operation verification and basic measurement setups for advertised capabilities. To enhance the features, performance, and flexibility of your test and measurement products—and to help you solve application challenges—Agilent offers free or extra-cost product options and upgrades, and sell expert engineering, calibration, and other consulting services.

## Phone or Fax

**United States:**  
(tel) 1 800 829 4444

**Canada:**  
(tel) 1 877 894 4414  
(fax) (905) 282 6495

**China:**  
(tel) 800 810 0189  
(fax) 800 820 2816

**Europe:**  
(tel) (31 20) 547 2323  
(fax) (31 20) 547 2390

**Japan:**  
(tel) (81) 426 56 7832  
(fax) (81) 426 56 7840

**Korea:**  
(tel) (82 2) 2004 5004  
(fax) (82 2) 2004 5115

**Latin America:**  
(tel) (305) 269 7500  
(fax) (305) 269 7599

**Taiwan:**  
(tel) 0800 047 866  
(fax) 0800 286 331

**Other Asia Pacific Countries:**  
(tel) (65) 6375 8100  
(fax) (65) 6836 0252  
(e-mail) [tm\\_asia@agilent.com](mailto:tm_asia@agilent.com)

Data Subject to Change  
© Agilent Technologies, Inc. 2000  
Printed in the U.S.A. May 1, 2004  
5965-5767E



**Agilent Technologies**