

Agilent W2641A DisplayPort Test Point Access Adapter

Data Sheet

Connect to your DisplayPort device
to make physical layer parametric
measurements

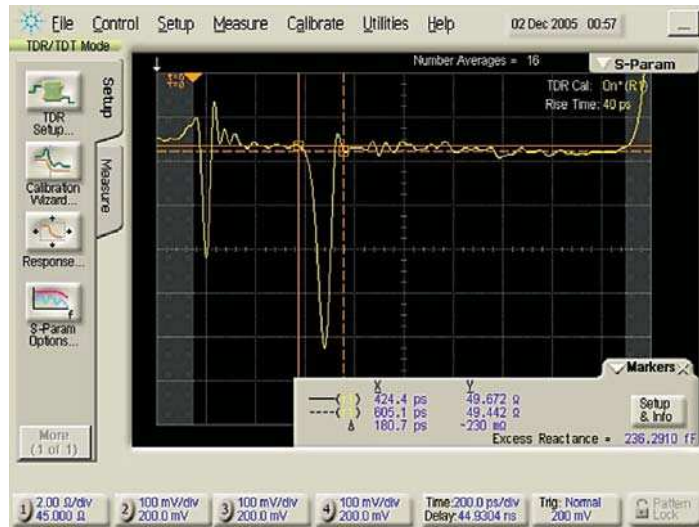


Emerging standards for consumer electronic devices and entertainment equipment provide for higher screen resolutions than ever before, which meets the market need for the highest computer monitor viewing quality possible. High screen resolutions necessitate higher link rates which place new demands on the source, sink and media such as cable or PC boards. This electrical signal environment makes measurement of physical layer parameters even more important and at the same time, more difficult. The Agilent Technologies W2641A DisplayPort test point access adapter provides unrivaled convenience and performance.

DisplayPort standard

The evolution of the DisplayPort standard, sponsored by VESA¹, was driven by demand for higher-resolution and less-expensive computer displays. Computer industry insiders have long believed that the industry would ultimately shift to all digital flat-panel displays, and DisplayPort is the digital transport interface standard that finally promises to supplant the popular VGA CRT monitor. The low-profile DisplayPort connector is ideal for crowded back panels, motherboard designs able to drive multiple monitors, and portable equipment that offers uncompromised viewing. The DisplayPort connector has been designed to support the high DisplayPort bit rates now and in the future. It is likely that DisplayPort will become the primary video interface for desktop and laptop personal computers, and it may ultimately be used in consumer electronics equipment such as DVD players.

The DisplayPort standard covers a wide range of screen resolutions and physical configurations. It outlines tests for the high-speed digital signals for source and sink testing, low-frequency control path (the AUX channel), link -layer and protocol verification such as HDCP (high bandwidth content protection) and media evaluation.



Impedance vs location can be analyzed on your DisplayPort designs

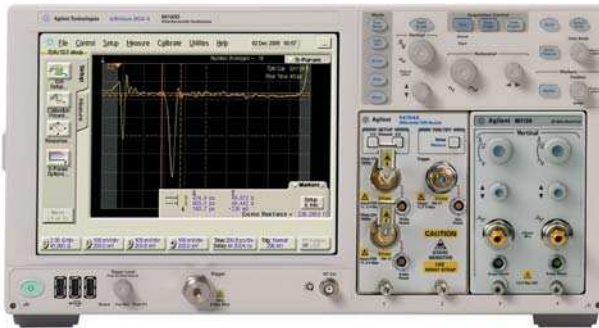
1 Video Electronics Standards Association (www.vesa.org)

Test point access adapters

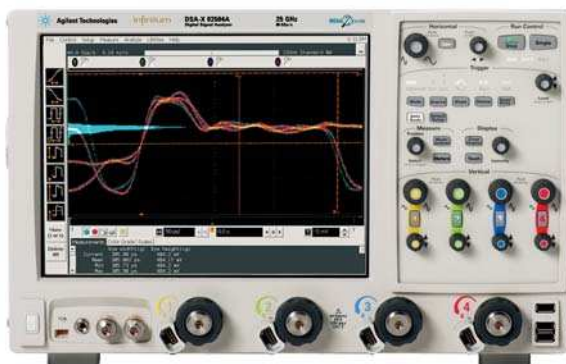
Test point access adapters (TPA) should be as transparent as possible to each measurement, connect to a wide range of test product form factors, and have the flexibility to measure several parameters. The W2641A TPAs have low loss, very good impedance characteristics and low intra-pair and inter-pair skew to provide the high signal fidelity connection required. These TPAs have been designed to conveniently connect to DisplayPort receptacles without obstructing cables or presenting a footprint near the device under test greater than the DisplayPort receptacle connector itself. W2641A DisplayPort test point access adapters provide the widest bandwidth and best performance on the market, thus enabling you to see the nuances of your source eye diagrams, printed circuit board and connector impedance profiles and evaluate your DisplayPort sink performance.



Pair a W2641A TPA with an Agilent N4903A J-BERT or 81250 ParBERT for DisplayPort sink validation.



Use the Agilent 86100C and 86100D digital communication analyzer with a W2641A TPA for transmission line impedance analysis.



Use an Agilent Infiniium DSO90000 or DSOX90000 Series oscilloscope with a W2641A TPA for DisplayPort source validation.

DisplayPort source testing

The DisplayPort Physical Layer Compliance Test Specification (CTS) covers source tests such as level verification, pre-emphasis level, skew, jitter, data eye, transition time and many other parameters. When you pair W2641A TPAs with Agilent's Infiniium 90000 or 90000 X-Series oscilloscopes and the U7232A DisplayPort compliance test software, you will have uncompromised accuracy and unrivaled simplicity in characterizing your source design. The TPA's excellent performance enables you to clearly see nuances in the transmitted pattern and determine how to improve the performance of the source and channel. The U7232A DisplayPort compliance test software automates measurements of the multitude of parameter configurations possible in DisplayPort devices and provides you with an extensive report on how the devices have performed. The U7232A is designed for use in validation and compliance labs so you can use the full measurement suite before you submit your devices to a DisplayPort Authorized Test Center for certification to make sure you've taken care of problems in advance.

DisplayPort AUX channel testing

The DisplayPort specification includes a special channel, the AUX channel, which is used to dynamically coordinate the link source and sink. The W2641A exposes this differential lane that operates at 1 Mbs with two connections available: one using the standard SMP connectors used in the high-speed lanes and another on a digital interface header. Also available on the digital interface header are power supply lines and the hot plug detect (HPD) line, which can also be probed for noise measurements, triggering, etc.

DisplayPort sink testing

The DisplayPort Physical Layer Compliance Test Specification stipulates a receiver tolerance test regimen where the digital data is transmitted with phase jitter having sinusoidal and random characteristics, as well as a calibrated channel degradation (called intersymbol interference, or ISI). The signal parameters, such as jitter quantity and level, vary according to the bit rate being tested. These signals can be injected to a DisplayPort sink from Agilent sources such as the N4903A JBERT and the 81250 ParBERT through the W2641A.

For the calibration of the sink test setup, a complementary receptacle test fixture is needed. This is available as a third party product BIT-DP-RTF-0001 from BitifEye Digital Test Solutions, (see www.bitifeye.com). The same product is needed for testing so-called tethered devices, i.e. devices such as monitors with DisplayPort cables inseparably connected to them. To facilitate automated measurements and process control, the N5990A test automation software platform offers automated DisplayPort compliance and characterization tests.

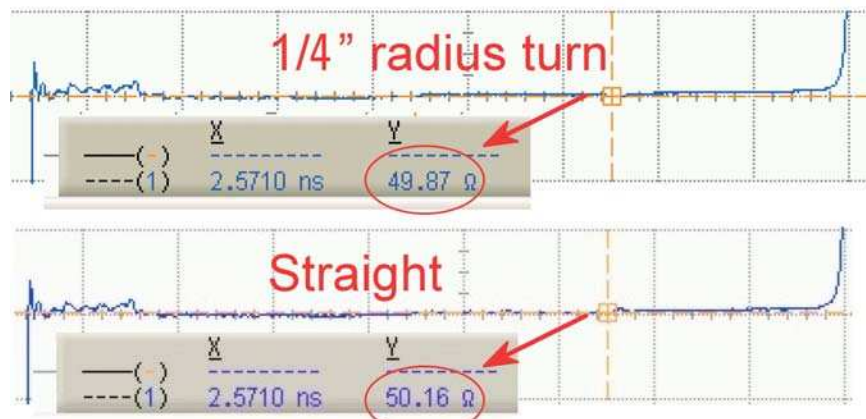

DisplayPort device connection

The W2641A connects directly into a DisplayPort receptacle connector such as found on graphic cards, motherboards and on PCs. The fixture was designed to reduce possibility of interference to other connectors and cable types. Even so, there are always connection configurations where interference is seen or where perpendicular entry to the W2641A is inconvenient or impossible. To address some of these conditions, the W2641A DisplayPort Adapter fixture comes with highly flexible cables with constant impedance characteristics even when acutely bent. A diagram of such a test setup is shown below and the impedance difference is shown adjacent. It is clear that no degradation in measurement accuracy is seen.

Extra convenience in connection is afforded by the addition of the N5460A cables, which have a right angle SMP connection. These are phase matched to less than 2ps and have superior impedance and loss characteristics.

DisplayPort media testing

The W2641A Test Point Adapter can also be used to evaluate motherboard trace layout and connector design by connecting to a DisplayPort receptacle connector. With this connection a vector network analyzer or a TDR may be used to evaluate your design. To aid in this analysis, TRL calibration structures are provided for de-embedding the fixture – such a de-embed process will move the reference plane of measurement to the plug pins of the mated connection (receptacle mated with the adapter's plug) to afford the utmost accuracy.



Less than 1% impedance change for bent cable



W2641A with N5460A SMP right angle cable

W2641A test accessories

Model number	Description	Quantity
N5460A	Phase matched pairs: right-angle SMP to SMA male (recommended, options)	1, 2, 4
E4809-23801	Cable plug-in tool (optional)	1
E4809-23802	Cable removal tool (required for right angle SMP cables)	1
N4235-61602	Phased matched pair: SMP to SMA cables (standard replacement cables for W2641A)	2, 4, 8

Test accessories

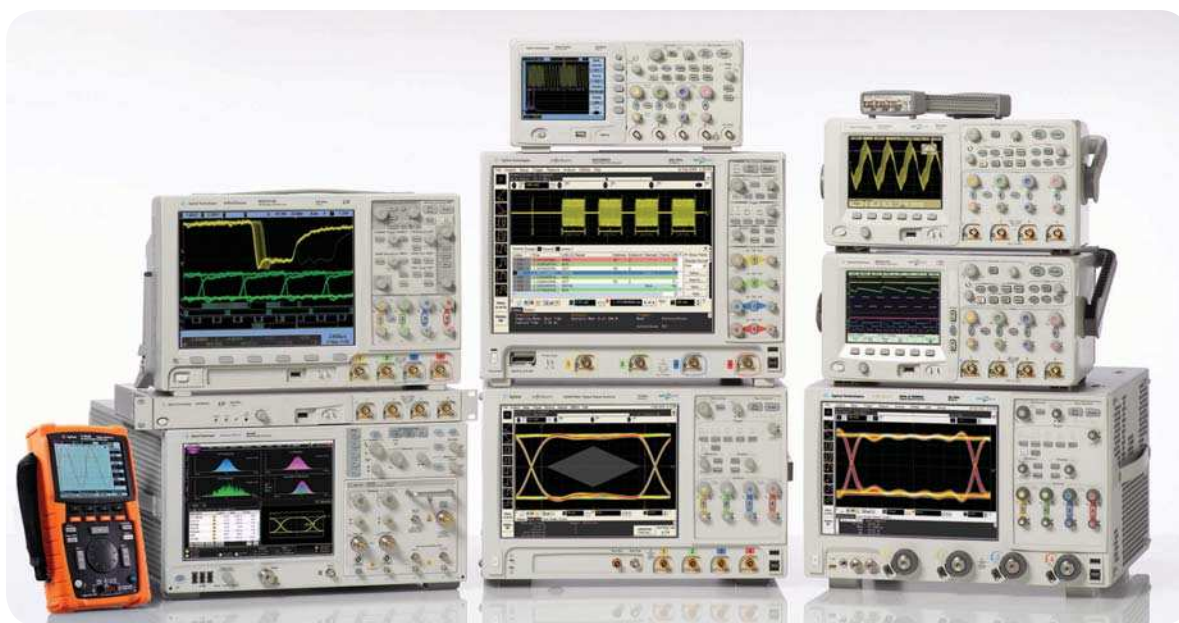
Model number	Description
11667B	Power splitter, DC to 26.5 GHz, 3.5-mm (f) connectors
11636B	Power divider, DC to 26.5 GHz, 3.5-mm (f) connectors
8493B	Coaxial attenuator (3, 6, 10, 20 or 30 dB), DC to 18 GHz, SMA connector
1250-1158	SMA (f - f) adapter, DC to 18 GHz
1250-1159	SMA (m - m) adapter, DC to 18 GHz
1250-1397	Right-angle adapter, SMA (m - m)
1250-1741	Right-angle adapter, SMA (f - m)
1250-1698	SMA tee adapter (m, f, f), DC to 12.4 GHz
1250-1694	SMA (m) to SMA (f) Adapter
15442A	Cable kit, four 90-cm (36-inch) SMA (m - m) cables
15443A	Matched cable pair, two 90-cm (36-inch) SMA (m - m) cables, propagation delay within 25 ps
1810-0118	SMA (m) 50 Ω termination
33SMA-Q50-0-4	SMA push-on adaptors from S.M. Electronics (or equivalent)

Related literature

Publication title	Publication type	Publication number
<i>Infiniium 90000 Series Oscilloscopes and 1160 Series Probes</i>	Data Sheet	5989-7819EN
<i>U7232A DisplayPort Compliance Test Software</i>	Data Sheet	5989-7198EN
<i>Agilent method of implementation for DisplayPort sink compliance test</i>	Application Note	5989-9147EN
<i>N4903A JBERT</i>	Data Sheet	5989-2899EN
<i>N4915A-006 DisplayPort ISI generator</i>	Data Sheet	5989-8688EN
<i>ParBERT TMDS generator</i>	Data Sheet	5989-5537EN
<i>N5990A Test automation software</i>	Data Sheet	5989-5483EN
<i>Infiniium 90000 X-Series oscilloscopes</i>	Data sheet	5990-5271EN
<i>86100D Technical Specifications</i>	Data sheet	5990-5824EN

Product Web site

For the most up-to-date and complete application and product information, please visit our product Web site at: www.agilent.com/find/scope-apps



Agilent Technologies Oscilloscopes

Multiple form factors from 20 MHz to >90 GHz | Industry leading specs | Powerful applications



Agilent Email Updates

www.agilent.com/find/emailupdates

Get the latest information on the products and applications you select.



Agilent Direct

www.agilent.com/find/agilentdirect

Quickly choose and use your test equipment solutions with confidence.

Agilent Channel Partners

www.agilent.com/find/channelpartners

Get the best of both worlds: Agilent's measurement expertise and product breadth, combined with channel partner convenience.



www.lxistandard.org

LXI is the LAN-based successor to GPIB, providing faster, more efficient connectivity. Agilent is a founding member of the LXI consortium.



Agilent Advantage Services is committed to your success throughout your equipment's lifetime. We share measurement and service expertise to help you create the products that change our world. To keep you competitive, we continually invest in tools and processes that speed up calibration and repair, reduce your cost of ownership, and move us ahead of your development curve.

www.agilent.com/find/advantageservices



www.agilent.com

www.agilent.com/find/scope-apps

For more information on Agilent Technologies' products, applications or services, please contact your local Agilent office. The complete list is available at:

www.agilent.com/find/contactus

Americas

Canada	(877) 894 4414
Brazil	(11) 4197 3500
Latin America	305 269 7500
Mexico	01800 5064 800
United States	(800) 829 4444

Asia Pacific

Australia	1 800 629 485
China	800 810 0189
Hong Kong	800 938 693
India	1 800 112 929
Japan	0120 (421) 345
Korea	080 769 0800
Malaysia	1 800 888 848
Singapore	1 800 375 8100
Taiwan	0800 047 866
Thailand	1 800 226 008

Europe & Middle East

Austria	43 (0) 1 360 277 1571
Belgium	32 (0) 2 404 93 40
Denmark	45 70 13 15 15
Finland	358 (0) 10 855 2100
France	0825 010 700* *0.125 €/minute
Germany	49 (0) 7031 464 6333
Ireland	1890 924 204
Israel	972-3-9288-504/544
Italy	39 02 92 60 8484
Netherlands	31 (0) 20 547 2111
Spain	34 (91) 631 3300
Sweden	0200-88 22 55
Switzerland	0800 80 53 53
United Kingdom	44 (0) 118 9276201
Other European Countries:	www.agilent.com/find/contactus

Revised: July 8, 2010

Product specifications and descriptions in this document subject to change without notice.

© Agilent Technologies, Inc. 2010
Printed in USA, September 10, 2010
5989-7274EN



Agilent Technologies