



# Agilent N4916B De-emphasis Signal Converter

Data Sheet, Version 1.1

**NEW!** Extended bit rate to 14.2 Gb/s

Accurately characterize your multi-gigabit serial interfaces with the 4-tap de-emphasis signal converter N4916B with optional clock multiplier



## Key features:

- Generates 4-tap de-emphasis with variable de-emphasis levels up to 12.0 dB
- Supports data rates from 660 Mb/s to 14.2 Gb/s
- Tolerates non-balanced patterns
- Transparent to jitter
- Flexible usage as front-end for J-BERT N4903B, ParBERT 81250A or other pattern generators
- Optional clock multiplier (Option 001)
- Small size
- Programmable via J-BERT N4903B or stand-alone



**Agilent Technologies**

# Agilent N4916B Applications

## Accurately emulate 4-tap de-emphasis

The de-emphasis technique is used in many high-speed serial bus interfaces to compensate for signal distortions caused by the transmission of multi-gigabit electrical signals over PC board traces. With data rates moving beyond 5 Gb/s the simple 2-tap de-emphasis is more and more replaced by 3- or 4-tap de-emphasis techniques, i.e. for front-side buses such as QPI, HT, PCI Express 3.0 or 12G SAS interfaces, or 10GBASE KR backplanes. The new N4916B de-emphasis signal converter enables R&D and test engineers to accurately emulate transmitter de-emphasis with adjustable 4-tap de-emphasis levels, while being transparent to jitter even on non-balanced pattern streams. It can also be used to compensate for distortions caused by cables, fixtures or testboards in the test set up.

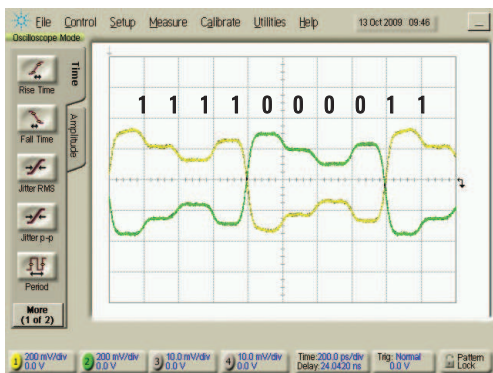


Figure 1. Differential signal with variable de-emphasis on 1 pre-cursor and 2 post-cursors generated by N4916B

The de-emphasis technique is used in many popular gigabit serial bus interfaces operating at data rates above 1 Gb/s, i.e. PCI Express®, USB3, SATA, 10GBASE-KR, 40GBASE-KR4, QPI, Hypertransport, memory buses or Infiniband links.

## Analyze error, jitter or eye performance of devices using half-rate clocks

Half-rate clocks are used in some of the highest performance serial bus interfaces, such as front-side buses QPI and Hypertransport, or memory buses.

By using the N4916B's clock multiplier (Option 001), an external clock is provided, to use the analyzer of J-BERT N4903B can be used to accurately characterize the error, eye, jitter performance without using a CDR.

# Agilent N4916B Applications

## Emulating transmitter de-emphasis

The de-emphasis signal converter N4916B allows emulating a transmitter by varying the de-emphasis in a wide range and for each of the three cursors individually. The N4916B is transparent to jitter on the data and clock signals from the pattern generator. The N4916B outputs are DC coupled, so that even unbalanced pattern streams can be generated without DC drifts.

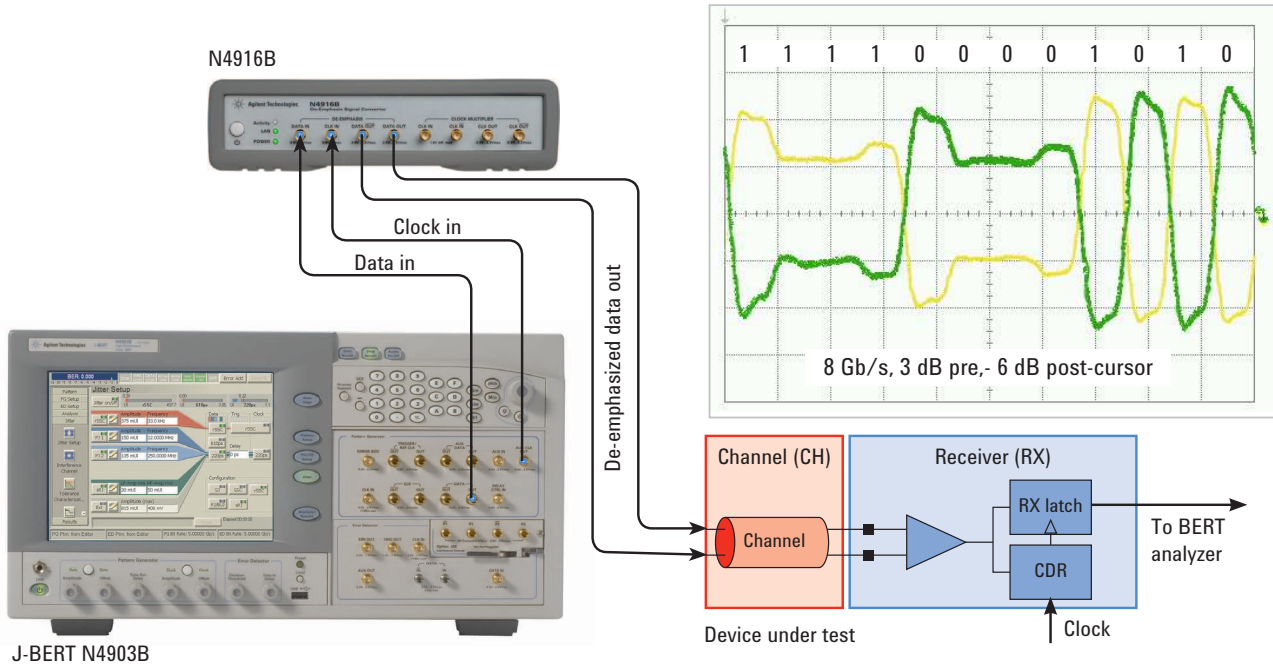


Figure 2. Generating a de-emphasis signal with N4916B and J-BERT N4903B

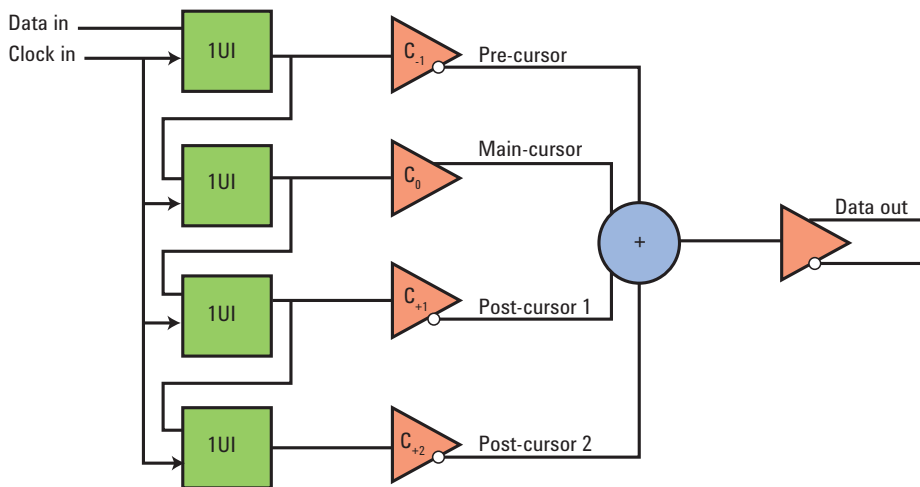


Figure 3. Simplified block diagram of N4916B showing four-tap FIR (finite impulse response) circuit

# Agilent N4916B Applications

## De-embedding signal degradations

The N4916B can also be used to compensate for some of the signal degradations caused by the test set up; e.g. cables, fixtures, test boards. This is helpful to optimize the jitter budget needed for accurate receiver tolerance characterization.

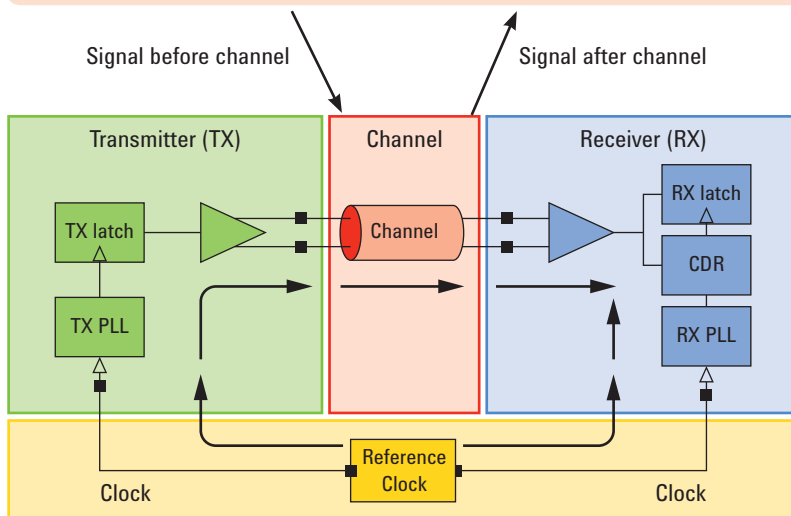
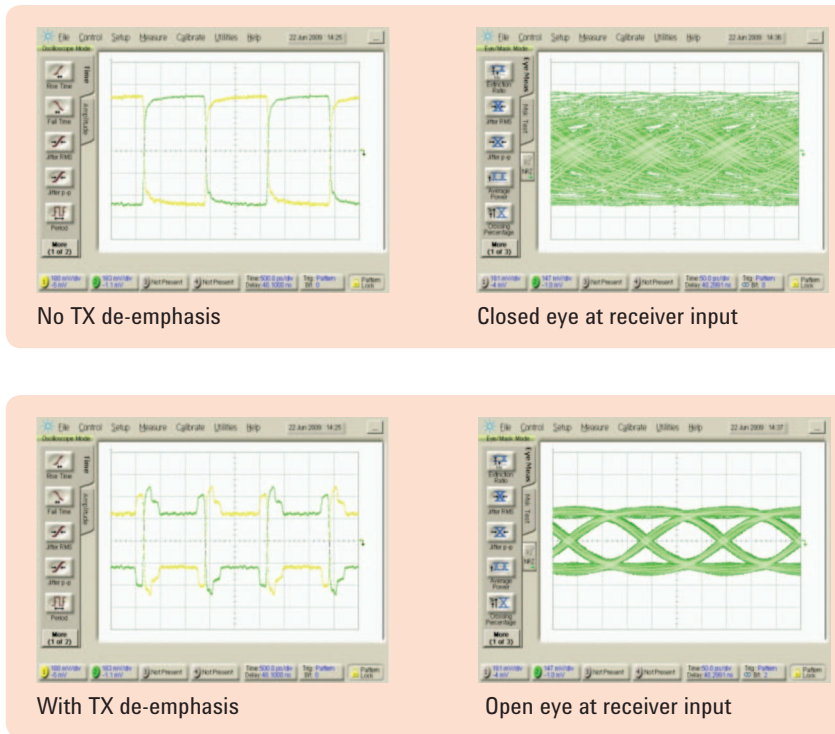


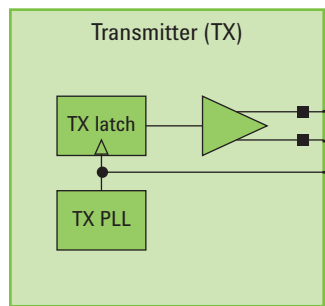
Figure 4. De-emphasis helps to compensate for the signal degradations caused by the channel. Also some of the signal degradations caused by cables, fixtures or test boards in the test setup can be compensated for using de-emphasis.

# Agilent N4916B Applications

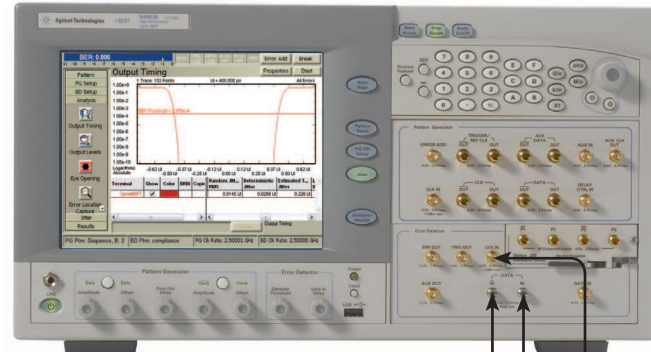
## Analyze BER and eye performance of half-rate clocked devices

The clock multiplier option enables BER measurements using the forwarded half-rate clock to be used as sampling clock for J-BERT N4903B.

Device under test



J-BERT N4903B



Full-rate data to BERT analyzer

Half-rate clock in

Full-rate clock out

N4916B

Figure 5. Analyzing TJ, eye, or error performance of devices using half-rate clocks with J-BERT N4903B analyzer and external clock generated by the N4916B clock multiplier option

## Control and programming

The N4916B can be controlled via USB interface from the J-BERT N4903B user interface or from a stand-alone user interface. Programming examples are provided.

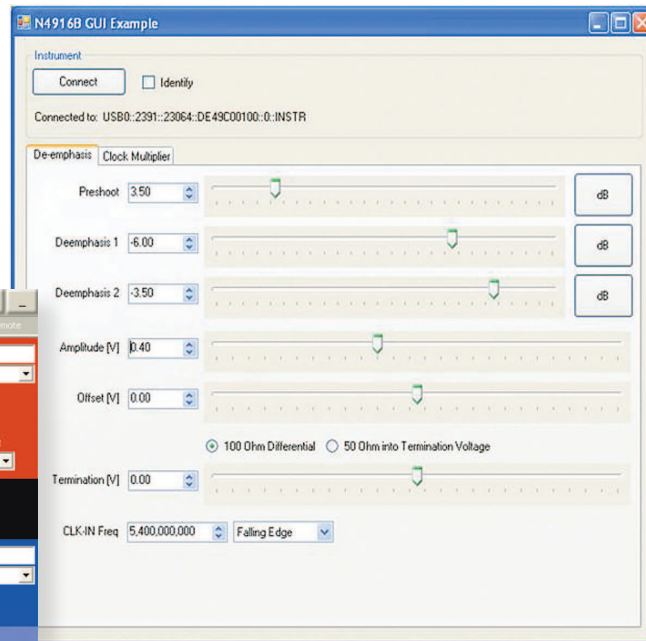
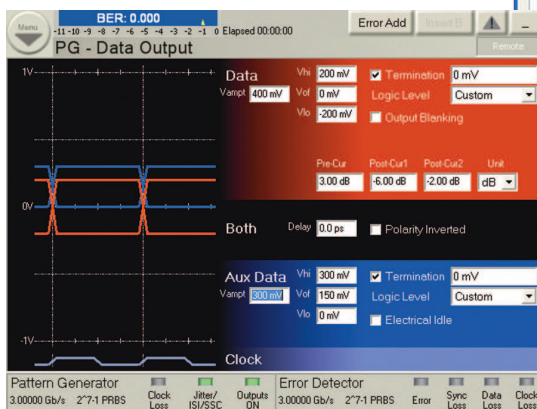


Figure 6. Convenient control of de-emphasis parameters via the GUI of J-BERT N4903B

Figure 7. The N4916B can be controlled from a PC program, when operating as front-end for ParBERT 81250A or J-BERT N4903A or other pattern generators.

# Agilent N4916B Specifications

## De-emphasis signal converter

|                              |  |
|------------------------------|--|
| Data rate                    | 660 Mb/s to 14.2 Gb/s <sup>1</sup>   |
| Output format                | NRZ  |
| Pre-cursor                   | 0 to +12.0 dB/0.1 dB resolution <sup>3</sup>   |
| Post-cursor 1                | 0 to -12.0 dB/0.1 dB resolution <sup>3</sup>   |
| Post-cursor 2                | 0 to -8.0 dB/0.1 dB resolution <sup>3</sup>  |
| Cursor accuracy              | ± 1.0 dB typical at PCI Express 3.0 pre-sets for 8 Gb/s<br>Applies to serial numbers MY51300500 or higher and instruments upgraded with N4916B-U14 |
| Clock input, data input      | 50 Ω single ended, DC coupled  |
| De-emphasis output           | 50 Ω differential, DC coupled.<br>Terminate unused output.   |
| Output amplitude             | 100 mV to 800 mV single ended,<br>200 mV to 1600 mV differential <sup>1</sup>  |
| Output voltage window        | ± 2 V  |
| Coupling                     | DC, accepts unbalanced patterns  |
| External termination voltage | ± 2 V  |
| Max. external voltages       | ± 2 V  |
| Output transition times      | < 30 ps typical (20% - 80%) <sup>1</sup>   |
| Jitter added                 | < 300 fs rms typical (0101 pattern)  |
| Jitter transfer              | Transparent to clock jitter. Data and clock must carry the same amount of jitter and need to be in phase <sup>2</sup>                              |
| Delay added                  | 1.5 UI + 920 ps typical (including input and output adapters and ideal clocking at 0.5 UI)   |
| Input voltage data input     | 1.26 Vpp, offset -0.79 V   |
| Input voltage clock input    | 0.3 Vpp, offset 0 V  |
| Connectors                   | SMA female   |

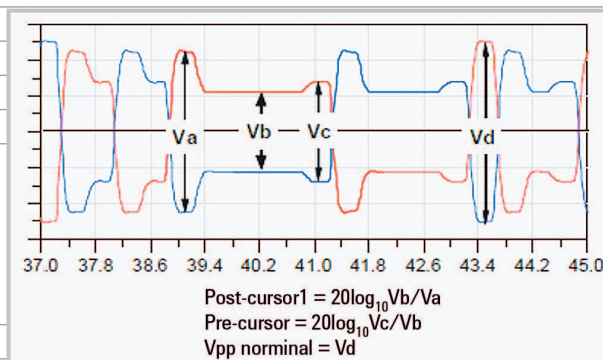


Figure 8. Definition of nominal output amplitude and de-emphasis amplitude

- For N4916B's with serial numbers lower than MY51300500 that have not been upgraded with N4916B-U14 and are not controlled from N4903B SW rev. 7.0 or higher, the following specifications apply: the max. bit rate is 10.5 Gb/s (overprogramming possible up to 13.5 Gb/s). The output amplitude is 100 mV to 700 mV single ended, 200 mV to 1400 mV differential. The output transition times are < 40 ps typical (20% to 80%)
- We recommend use of J-BERT N4903B's Aux clock output to ensure these prerequisites are met. When using N4916B together with J-BERT N4903A or ParBERT, jitter injection might be limited.
- Polarity as depicted. Sum of all cursors cannot exceed maximum voltage output swing and window. The N4916B voltage amplitude Vpp is defined as the maximum positive sum of all cursors (Vd) = |Pre Amplitude| + |Main Amplitude| + |Post1 Amplitude| + |Post2 Amplitude|; this is in reference to the PCI Express 3.0 specification as shown in Figure 8



Figure 9. Front panel view of N4916B

# Agilent N4916B Specifications

| Clock multiplier          |   |
|---------------------------|---|
| Input frequency range     | 1 to 7.5 GHz, Duty cycle 45-55%                                 |
| Multiplier factors        | 1, 2  |
| Input                     | 50 $\Omega$ single ended, AC coupled                            |
| Input voltage swing       | 100 mV to 1 V differential                                      |
| Input termination voltage | $\pm 2$ V   |
| Output                    | 50 $\Omega$ differential, AC coupled<br>Terminate unused output |
| Output voltage swing      | > 500 mV differential   |
| Output transition time    | < 30 ps typical (20% – 80%)                                     |
| Jitter added              | < 500 fs rms typical  |
| Connector                 | SMA female  |

| General characteristics          |   |
|----------------------------------|---|
| Operating temperature            | 5 °C to 40°C (–23 °F to 104 °F)   |
| Storage temperature              | –40 °C to +70°C (–65 °F to 158 °F)  |
| Operating Humidity               | 95% relative humidity, non-condensing   |
| Storage humidity                 | 50 % relative humidity  |
| Power requirements               | 100 V to 240 V, 47 Hz to 63 Hz, 80 VA, the maximum allowed voltage fluctuation is 10%                                 |
| Physical dimensions WxHxD        | Bench top (with bumper) 228 x 59 x 246 mm<br>Rack mount (without bumper) ½* 19" width, 1U height: 213 x 44.5 x 245 mm |
| Weight net                       | 2.05 kg (4.51 lb)   |
| Weight shipping                  | 4.65 kg (10.25 lb)  |
| Recommended recalibration period | 1 year recommended  |
| Warranty period                  | 1 year return to Agilent. See ordering instructions for extended warranty   |



Figure 10. Rear panel view of N4916B

# Agilent N4916B Specifications

| Regulatory standards       |  |
|----------------------------|--|
| Safety                     | IEC61010-1:2001, EN61010-1:2001, CAN/CSA-C22 No. 61010-04, UL 61010-1:2004   |
| EMC                        | IEC61326-1:1997+A1:1998, EN61326-1:1997+A1:1998  |
| Quality management         | ISO 9004, ISO 14000  |
| Remote control interfaces  |  |
| Connectivity               | USB 2.0, rear panel, LAN   |
| Programming language       | SCPI   |
| Via J-BERT                 | Via USB 2.0 to the controlling J-BERT N4903B, which provides LAN, GPIB, USB as remote control interfaces. The N4903B requires software revision 6.5x or higher to control the N4916B; to control the 14.2 Gb/s version of N4916B (serial numbers MY51300500 and higher), the J-BERT N4903B software revision 7.0 is needed |
| Stand-alone user interface |  |
| System requirements        | OS: Microsoft Windows® (verified on XP, SP2), Agilent I/O Libraries Suite rev.15.5, Microsoft .NET 2.0   |

## Specification assumptions

The specifications in this document describe the instruments warranted performance. Preliminary values are shown in italic. Non-warranted values are described as typical. All specifications are valid in a range from 5 °C to 40 °C ambient temperature after a warm-up time of 30 minutes and after manual calibration of input clock and data timing. If not otherwise stated, all inputs and outputs need to be terminated with 50 Ω to GND.

| Ordering information   |  |
|--|--|
| Accessories included in N4916B   | 4 x 50 Ω terminations 3.5 mm, USB cable, test report "UK6", USB-stick with software and user documentation |
| 4-tap de-emphasis signal converter   | N4916B   |
| Clock multiplier   | N4916B-001   |
| Upgrade to latest performance (14.2 Gb/s bit rate) return-to-Agilent   | N4916B-U14   |
| Recommended accessories  |  |
| Matched cable pair for connecting data and clock input to J-BERT N4903B  | N4915A-010   |
| Adapter 3.5 mm (f) to 2.4 mm (m) (1 each is needed for connecting N4916B with N4915A-010 cable kit to N4903A or ParBERT) | N4911A-002   |
| Rack mount kit   | E5810A-100   |
| Warranty and calibration services  |  |
| Warranty and calibration services  | R1280, R1282   |
| Productivity assistance  | R1380-N49xx  |



### Agilent Email Updates

[www.agilent.com/find/emailupdates](http://www.agilent.com/find/emailupdates)

Get the latest information on the products and applications you select.



[www.axistandard.org](http://www.axistandard.org)

AdvancedTCA® Extensions for Instrumentation and Test (AXIe) is an open standard that extends the AdvancedTCA® for general purpose and semiconductor test. Agilent is a founding member of the AXIe consortium.



[www.lxistandard.org](http://www.lxistandard.org)

LAN eXtensions for Instruments puts the power of Ethernet and the Web inside your test systems. Agilent is a founding member of the LXI consortium.



<http://www.pxisa.org>

PCI eXtensions for Instrumentation (PXI) modular instrumentation delivers a rugged, PC-based high-performance measurement and automation system.

*PCI-Express is a registered trademark of PCI-SIG.*

*Windows and MS Windows are U.S. registered trademarks of Microsoft Corporation.*

## Related Agilent Literature

| Publication title   | Pub number  |
|---|-------------|
| Agilent J-BERT N4903B High-Performance Serial BERT Data Sheet | 5990-3217EN |
| 81250A ParBERT Data Sheet                                     | 5968-9188E  |
| De-emphasized signal generation with N4916A Application Note  | 5989-7193EN |

[www.agilent.com/find/n4916](http://www.agilent.com/find/n4916)



Agilent Advantage Services is committed to your success throughout your equipment's lifetime. We share measurement and service expertise to help you create the products that change our world. To keep you competitive, we continually invest in tools and processes that speed up calibration and repair, reduce your cost of ownership, and move us ahead of your development curve.

[www.agilent.com/find/advantageservices](http://www.agilent.com/find/advantageservices)



[www.agilent.com/quality](http://www.agilent.com/quality)

### Agilent Channel Partners

[www.agilent.com/find/channelpartners](http://www.agilent.com/find/channelpartners)

Get the best of both worlds: Agilent's measurement expertise and product breadth, combined with channel partner convenience.

[www.agilent.com](http://www.agilent.com)

[www.agilent.com/find/n4916](http://www.agilent.com/find/n4916)

For more information on Agilent Technologies' products, applications or services, please contact your local Agilent office. The complete list is available at:

[www.agilent.com/find/contactus](http://www.agilent.com/find/contactus)

#### Americas

|               |                |
|---------------|----------------|
| Canada        | (877) 894 4414 |
| Brazil        | (11) 4197 3500 |
| Mexico        | 01800 5064 800 |
| United States | (800) 829 4444 |

#### Asia Pacific

|                    |                |
|--------------------|----------------|
| Australia          | 1 800 629 485  |
| China              | 800 810 0189   |
| Hong Kong          | 800 938 693    |
| India              | 1 800 112 929  |
| Japan              | 0120 (421) 345 |
| Korea              | 080 769 0800   |
| Malaysia           | 1 800 888 848  |
| Singapore          | 1 800 375 8100 |
| Taiwan             | 0800 047 866   |
| Other AP Countries | (65) 375 8100  |

#### Europe & Middle East

|                |                      |
|----------------|----------------------|
| Belgium        | 32 (0) 2 404 93 40   |
| Denmark        | 45 70 13 15 15       |
| Finland        | 358 (0) 10 855 2100  |
| France         | 0825 010 700*        |
|                | *0.125 €/minute      |
| Germany        | 49 (0) 7031 464 6333 |
| Ireland        | 1890 924 204         |
| Israel         | 972-3-9288-504/544   |
| Italy          | 39 02 92 60 8484     |
| Netherlands    | 31 (0) 20 547 2111   |
| Spain          | 34 (91) 631 3300     |
| Sweden         | 0200-88 22 55        |
| United Kingdom | 44 (0) 118 9276201   |

For other unlisted Countries:

[www.agilent.com/find/contactus](http://www.agilent.com/find/contactus)

Revised: October 14, 2010

Product specifications and descriptions in this document subject to change without notice.

© Agilent Technologies, Inc., 2011

Printed in USA, April 13, 2011

5990-4630EN



Agilent Technologies