




# Agilent N4915A-014

## PCI Express 3.0<sup>®</sup> Calibration Channels

Data Sheet Revision 1.0



### Features and Benefits

- Repeatable and accurate receiver stress conditions
- Compliant to PCI Express 3.0 base specification
- Provides short and long channel
- Sinusoidal Interference (S.I.) inputs
- Automated receiver tests supported by Agilent N5393C and N5990A test automation software
- Small size, rack mountable



Agilent Technologies

## PCI Express 3.0 Receiver Test

The PCI Express 3.0 base specification defines the receiver test requirements for chipsets and ASICs. In difference to previous standards, the receiver test is now “normative” (a “must”), and no longer informative (“optional”). When transmitting 8 GT/s over FR4 PC board material the signal distortions become significant. PCIe 3.0 compliant receivers have to tolerate a certain eye closure while ensuring the bit error ratio remains  $<10^{-12}$ .

## Accurate Receiver Tolerance Testing for PCI Express 3.0

Agilent offers test equipment which provides repeatable and accurate receiver voltage stress and jitter tolerance testing. The setup includes J-BERT N4903B, the N4916B de-emphasis signal converter, N4915A-014 PCIe 3.0 calibration channels, 81150A/81160A pulse function generator as interference source, Infiniium 90000 X-Series oscilloscopes for stress calibration and N5990A test automation software.

## Accurate Stress Calibration

The N5990A-101 test software for PCIe receivers automates the stress calibration procedure. This includes capturing signals with a real-time oscilloscope at an accessible test point (TP2) and constructing the eye opening as seen inside the receiver at TP2P (for reference see PCIe 3.0 base specification chapter 4.3.4.4.1; figure 4.71 ) by post-processing the package model, CTLE (continuous time linear equalizer), receiver’s clock recovery, DFE (decision feedback equalizer) and limiting amplifier.

## Higher R&D Efficiency by Automating Stressed Jitter and Voltage Tests

Besides the stress calibration, the N5990A-101 software provides automated receiver testing for all revisions of PCIe specifications. Users can pick the tests from the user interface, add margins if desired, get guidance for instrument cabling, and the software controls all connected test instruments used in the setup. Compliance and characterization tests are supported and test reports can be exported.

## Repeatable Stress Conditions with PCIe 3.0 Calibration Channels

The N4915A-014 PCIe 3.0 calibration channels allow reproducing the worst-case channel conditions (PC-board traces in the real world) that a PCIe 3.0 compliant receiver will have to tolerate. A detailed description is available on the following pages.

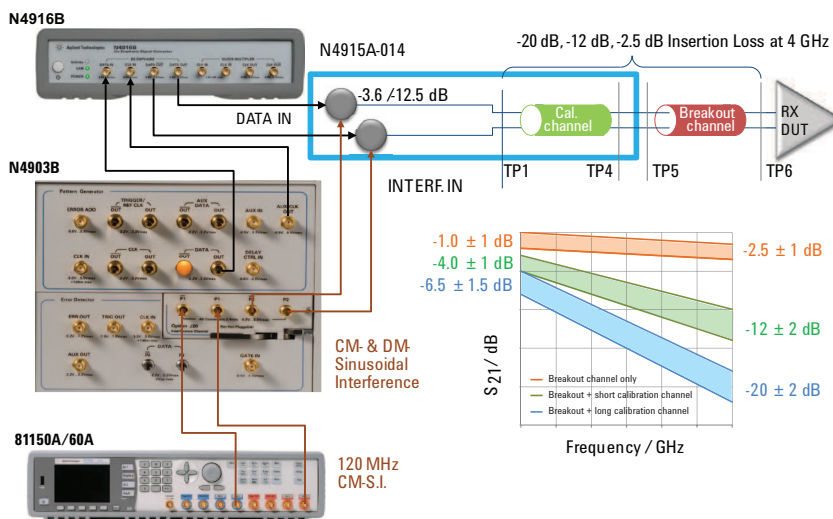


Figure 1. PCI Express 3.0 receiver test setup (according to base specification)

## N4915A-014 PCIe 3.0 Calibration Channels

The N4915A-014 PCIe 3.0 calibration channels provide a long and a short channel. The insertion loss of the breakout channel (which has to be part of the custom test board) was taken into account during the design of the channels. The interference input allows adding the differential mode and common mode sinusoidal interference signal to the de-emphasized and jittered pattern stream.

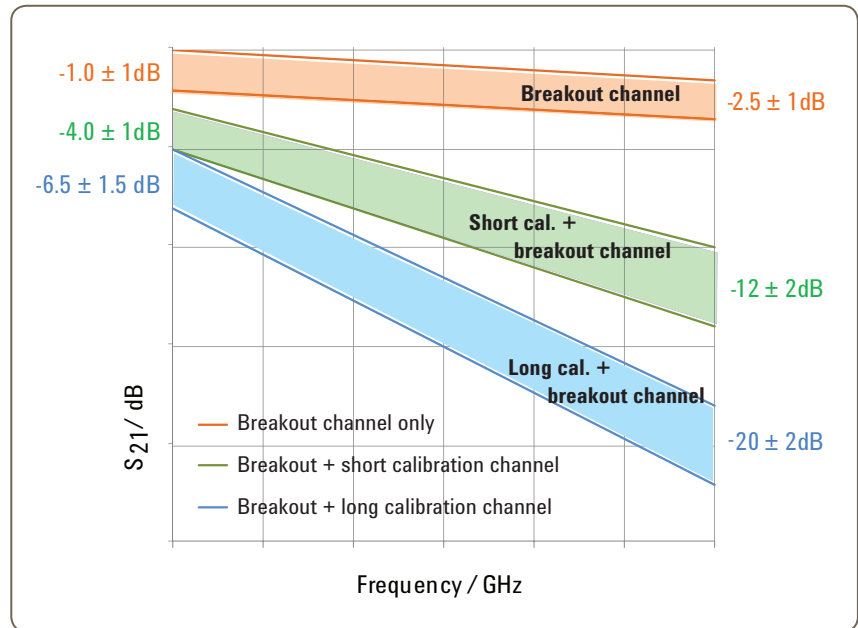


Figure 2. Insertion loss requirements according to PCI Express 3.0 base specifications

## Specifications for N4915A-014




Figure 3. Front panel view of N4915A-014

Table 1. Specifications for N4915A-014

Insertion loss short channel <sup>[1]</sup>	-12 dB @ 4 GHz
Insertion loss long channel <sup>[1]</sup>	-20 dB @ 4 GHz
Insertion loss accuracy	< +/- 2 dB typical
Return loss	< -15 dB typical up to 8 GHz
DC resistance between test point 1 (TP1) according PCIe 3.0 base specification) to Data Output (TP4)	3.5 $\Omega$ typical (long), 2.0 $\Omega$ typical (short)
Input level attenuation	-12.5 dB typical for INTERFERENCE IN, -3.6 dB typical for DATA IN
Max. input voltage level	-3.0 V to +3.0 V
Interfaces	differential, DC coupled, 50 $\Omega$
Connectors	SMA, female
Rear panel	data output connectors

[1] includes breakout ("Replica") channel as shown in figure 1+2, cables from N4916B to DATA IN and from DATA OUT to TP5 and N4916B. PCIe 3.0 rev. 1.0 chapter 4.3.4.3.1 defines any HF loss caused by the generator and combiner and the connections between TP1 - TP3 and TP4 - TP5 that represent cabling are to be included in the  $S_{21}$  measurement.

Table 2. General characteristics for N4915A-014

Operating temperature	0 to 55 °C
Storage temperature	-40 to 70 °C
Operating humidity	95% relative humidity non-condensing
Storage humidity	50% relative humidity
Physical dimensions bench top with bumper and connectors: (WxHxD)	228 x 59 x 222 mm (9.0 x 2.3 x 8.7 in)
Rack mount without bumper	1/2 x 19" width, 1U height
Weight net	840 g (1.9 lb)
Weight shipping	~3 kg (~6.6 lb)
Warranty period	1 year
Regulatory standards	EMC: IEC 61326-1

## Specification Assumption

The specifications in this document describe the instrument's warranted performance. All specifications are valid in a range from 5 °C to 40 °C ambient temperature. If not otherwise stated, all unused inputs and outputs need to be terminated with 50 Ω to GND. Non-warranted values are described as typical. All specifications, if not otherwise stated, are valid using J-BERT N4903B, N4916B, 81150A or 81160A, 15442A SMA cable set. *Values and descriptions in italic are preliminary.*



Figure 4. Rear panel view of N4915A-014

## Related Literature

Title	Publication Number
Accurate Calibration of Receiver Stress Test Signals for PCI Express® rev. 3.0 Application Note	5990-6599EN
J-BERT N4903B Data Sheet	5990-3217EN
N4916B De-emphasis Signal Converter Data Sheet	5990-4630EN
N5990A Test Automation Software Data Sheet	5989-5483EN
N5393C PCIe3.0 Test Software Data Sheet	5989-1240EN
81150A/60A Pulse Function Arbitrary Noise Generator Data Sheet	5989-6433EN

## Ordering Information

Model Number	Description
N4915A-014	PCI Express 3.0 calibration channels (includes: four 50 $\Omega$ terminations, SMA)
15442A	Four SMA cables, two sets are recommended to pick pairs with matched skew.
E5810A-100	Rack-mount kit

For PCIe 3.0 receiver test according base specification the following instrument and software configurations and accessories are recommended:

Model Number	Description
N4903B-C13 -J10 -J11 -J20	J-BERT high-performance serial BERT with jitter sources
N4916B	De-emphasis signal converter
N4915A-010	Matched cable pair for connecting N4916B to J-BERT
81150A-002 or 81160A-002	Pulse function generator
DSAX91604A	Oscilloscope with 13 GHz or higher bandwidth
1169A	Infinimax 12 GHz probe system
N5380A	Probe head for Infinimax II, 1160 series
N5380-64701	SMA Probe Head Support
N5465A	InfiniiSim for de-embedding
E2688A	Serial Data Analysis
N5393C	PCIe 3.0 TX test application software for scope (optional)
N5990A-010 -101	PCIe 3.0 receiver test automation SW
N5990A-301	PCIe 3.0 link training suite (optional, for CEM test recommended)
N4871A	Three matched SMA cable pairs to connect 81150A/81160A
15442A	Two sets of four SMA-to-SMA cables unmatched
15443A	One SMA (m) to SMA (m) matched cable pair, $\pm 25$ ps, 1 m
1250-2015	Two BNC-to-SMA adapters (for 81150A/81160A)

For PCIe 3.0 receiver test according card electromechanical specification (rev. 0.9) the following accessories are recommended:

Model Number	Description
PSPL5340-10dB	Asymmetrical power splitters 10 dB (for adding S.I. to N4916B outputs)
N4880A	Reference clock multiplier (only for main board test to use J-BERT in ext.clock mode)
Pci-sig	PCIe 3.0 CBB and CLB



Agilent Advantage Services is committed to your success throughout your equipment's lifetime. To keep you competitive, we continually invest in tools and processes that speed up calibration and repair and reduce your cost of ownership. You can also use Infoline Web Services to manage equipment and services more effectively. By sharing our measurement and service expertise, we help you create the products that change our world.

[www.agilent.com/find/advantageservices](http://www.agilent.com/find/advantageservices)



[www.agilent.com/quality](http://www.agilent.com/quality)



### Agilent Email Updates

[www.agilent.com/find/emailupdates](http://www.agilent.com/find/emailupdates)

Get the latest information on the products and applications you select.

### Agilent Channel Partners

[www.agilent.com/find/channelpartners](http://www.agilent.com/find/channelpartners)

Get the best of both worlds: Agilent's measurement expertise and product breadth, combined with channel partner convenience.

PCI Express is a registered trademark.

[www.agilent.com](http://www.agilent.com)

[www.agilent.com/find/pcie\\_receiver\\_test](http://www.agilent.com/find/pcie_receiver_test)

For more information on Agilent Technologies' products, applications or services, please contact your local Agilent office. The complete list is available at:

[www.agilent.com/find/contactus](http://www.agilent.com/find/contactus)

### Americas

Canada	(877) 894 4414
Brazil	(11) 4197 3500
Mexico	01800 5064 800
United States	(800) 829 4444

### Asia Pacific

Australia	1 800 629 485
China	800 810 0189
Hong Kong	800 938 693
India	1 800 112 929
Japan	0120 (421) 345
Korea	080 769 0800
Malaysia	1 800 888 848
Singapore	1 800 375 8100
Taiwan	0800 047 866
Other AP Countries	(65) 375 8100

### Europe & Middle East

Belgium	32 (0) 2 404 93 40
Denmark	45 70 13 15 15
Finland	358 (0) 10 855 2100
France	0825 010 700*
	*0.125 €/minute
Germany	49 (0) 7031 464 6333
Ireland	1890 924 204
Israel	972-3-9288-504/544
Italy	39 02 92 60 8484
Netherlands	31 (0) 20 547 2111
Spain	34 (91) 631 3300
Sweden	0200-88 22 55
United Kingdom	44 (0) 131 452 0200

For other unlisted countries:

[www.agilent.com/find/contactus](http://www.agilent.com/find/contactus)

Revised: June 8, 2011

Product specifications and descriptions in this document subject to change without notice.

© Agilent Technologies, Inc. 2011  
Published in USA, July 5, 2011  
5990-7659EN



Agilent Technologies