

Agilent N7785B Synchronous Scrambler

Data Sheet



Figure 1. N7785B synchronous scrambler

Introduction

The Agilent **N7785B** is a high-speed synchronous scrambler. It contains a polarization controller plus microcontroller-based driving circuitry. This unit can operate in various modes:

As a **synchronous scrambler**, the device switches the SOP of the output signal in a random (pseudo) way. Switching of the SOP occurs within a few microseconds.

The SOP is stable for a predefined time until it again switches to a new SOP.

An electrical trigger input can be used to synchronize the scrambler with external events.

As an **SOP switch** the N7785B allows switching the internal waveplates to user definable angles with very high speed and repeatability.

As a traditional **scrambler**, the Agilent **N7785B** varies the output SOP smoothly in a random/pseudo random way.

The unit does not contain any moving parts, and therefore is robust and withstands even rough environmental conditions.

All above-mentioned applications of the N7785B are supported by Agilent's PC software package which comes with this instrument.



Agilent Technologies

Key benefits

- Comprehensive polarization control and management capabilities.
- Covers S-, C-, and L-band plus 1.3 μm window.
- Compact size.
- Robust, no moving parts.
- PC software package included.

Applications

- Recirculating loop experiments: loop-synchronous polarization scrambling.
- System test: polarization sensitivity analysis on link/transmission quality.
- Characterization of optical components.

Agilent N7785B instrument setup and application examples

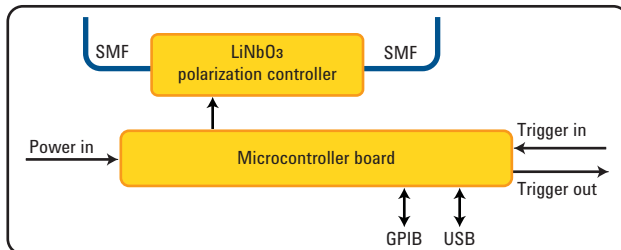


Figure 2. N7785B instrument setup.

The instrument setup is shown in Figure 2. The LiNbO3 polarization controller is controlled by a signal processor which supplies user-definable sequences to the polarization controller. In this way, the SOP can be controlled in steps but also continuously. The trigger system provides synchronization capabilities to external digital signals.

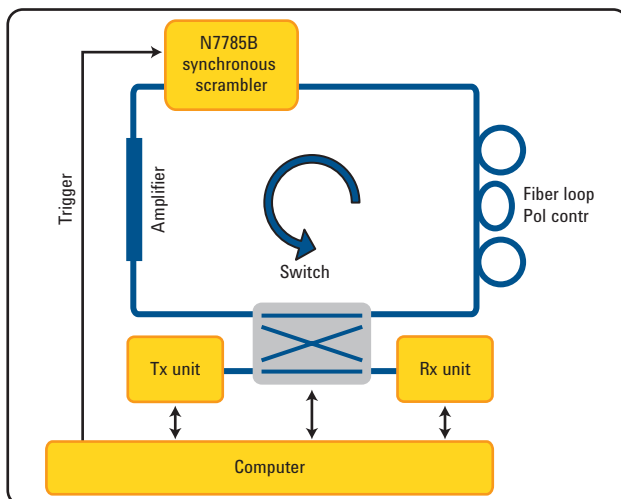


Figure 3. Recirculating loop.

The results obtained in re-circulating loop experiments depend heavily on the PMD and PDL properties of the loop. Loop synchronous polarization scrambling schemes have proven to be necessary for generating results comparable to deployed systems.

The synchronized scrambling feature of the N7785B is a unique enhancement to conventional polarization scramblers. The polarization can be scanned according to a pseudo-random but reproducible path. Instead of a continuously changing SOP, the SOP is switched in discrete steps that are synchronized with an input or output trigger signal. After switching, a stable SOP is quickly reached and held until the next step.

The N7785B is ideally suited to provide the synchronous scrambling capability in such experiments.

This is a key capability for providing realistic change of polarization from cycle to cycle around the loop, while providing a stable SOP during passage of the bit train through the scrambler. This avoids the unrealistic effect rapid change of the polarization during the bit train caused by continuous scramblers.

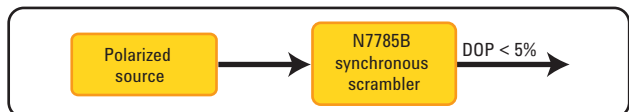


Figure 4. Scrambling/depolarization.

Light emitted by a laser is typically highly polarized. In order to avoid polarization effects it is common in some applications to depolarize light. This can be achieved highly effectively using the N7785B synchronous scrambler unit.

Specifications ¹ N7785B Synchronous Scrambler

Wavelength		
Operating wavelength range	1260 nm to 1640 nm	
Polarization control		
SOP switching time	< 10 μ s	
Optical power		
PDL (typical)	C/L-Band	< 0.2 dB
	O-Band	< 0.5 dB
Insertion loss	< 3.5 dB (< 3 dB, typical)	
Maximum safe input power	20 dBm	
Ordering instructions		
Optical connector options		
N7785B-021	Straight contact connectors	
N7785B-022	Angled contact connectors	
Connector interface		
The N7785B should usually be ordered with two 81000xl connector interfaces, depending on desired connector type (not included).		
Accessories		
5063-9240	Rack mount kit for 1 unit with filler panel	
5063-9212 + 5061-9694	Rack mount parts for 2 units side-by-side	
Warranty		
All systems have 1 year warranty		
R-51B-001-3C	1 year Return-to-Agilent warranty extended to 3 years	
R-51B-001-5C	1 year Return-to-Agilent warranty extended to 5 years	
Calibration		
R-50C-011-3	Agilent calibration upfront support plan 3 year coverage	
R-50C-011-5	Agilent calibration upfront support plan 5 year coverage	
General characteristics		
Dimensions (D x W x H)	380 mm x 213 mm x 88 mm (excluding front and back rubber cushions and handle)	
Weight	Approx. 4 kg	
Recommended recalibration period	24 months	
Operating temperature	+5 °C to +40 °C	
Operating humidity	0% to 80%, non-condensing	
Altitude	The maximum operating altitude is 2000 m.	
Pollution protection	Pollution degree 2.	
Warm-up time	20 minutes	
Interfaces	The instruments can be controlled via USB or GPIB interfaces	
Power consumption	Line power: AC 100 to 240 V \pm 10%, 50/60 Hz, 60 VA max.	

1. Ambient temperature change max. \pm 0.5 °C since normalization. Specification valid on day of calibration.

 **Agilent Email Updates**

www.agilent.com/find/emailupdates

Get the latest information on the products and applications you select.

Agilent Channel Partners

www.agilent.com/find/channelpartners

Get the best of both worlds: Agilent's measurement expertise and product breadth, combined with channel partner convenience.



Agilent Advantage Services is committed to your success throughout your equipment's lifetime. To keep you competitive, we continually invest in tools and processes that speed up calibration and repair and reduce your cost of ownership. You can also use Infoline Web Services to manage equipment and services more effectively. By sharing our measurement and service expertise, we help you create the products that change our world.

www.agilent.com/find/advantageservices



For more information on Agilent Technologies' products, applications or services, please contact your local Agilent office. The complete list is available at:

www.agilent.com/find/contactus

Americas

Canada	(877) 894 4414
Brazil	(11) 4197 3500
Mexico	01800 5064 800
United States	(800) 829 4444

Asia Pacific

Australia	1 800 629 485
China	800 810 0189
Hong Kong	800 938 693
India	1 800 112 929
Japan	0120 (421) 345
Korea	080 769 0800
Malaysia	1 800 888 848
Singapore	1 800 375 8100
Taiwan	0800 047 866
Other AP Countries	(65) 375 8100

Europe & Middle East

Belgium	32 (0) 2 404 93 40
Denmark	45 70 13 15 15
Finland	358 (0) 10 855 2100
France	0825 010 700*
	*0.125 €/minute
Germany	49 (0) 7031 464 6333
Ireland	1890 924 204
Israel	972-3-9288-504/544
Italy	39 02 92 60 8484
Netherlands	31 (0) 20 547 2111
Spain	34 (91) 631 3300
Sweden	0200-88 22 55
United Kingdom	44 (0) 131 452 0200

For other unlisted countries:

www.agilent.com/find/contactus

Revised: June 8, 2011

Product specifications and descriptions in this document subject to change without notice.

© Agilent Technologies, Inc. 2011
Published in USA, July 26, 2011
5989-8114EN

