

Agilent 8471E Coaxial RF Microwave Detector 0.01 GHz – 12 GHz

Data Sheet

Features and Description

- Zero bias
- Environmentally rugged
- SMA connector

The Agilent 8471E Detector is a Planar Doped Barrier (PDB) detector offering the characteristics of the Agilent 8474 line of PDB detectors in an economical package. It is available with an SMA RF connector and an SMC video connector.

The detector is designed for use in RF and microwave instrumentation and systems applications as the detecting element in leveling loops, for power monitoring and for wideband video detection.

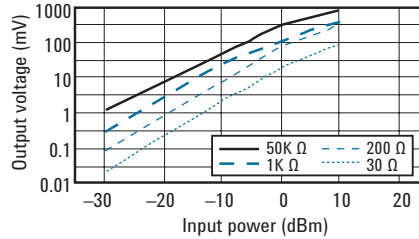


Figure 1. Typical transfer characteristics

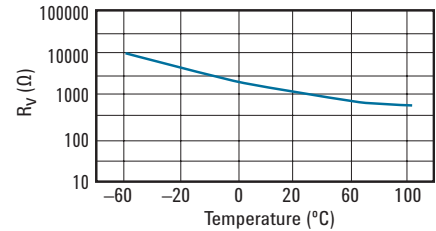


Figure 4. Typical video impedance variation with temperature

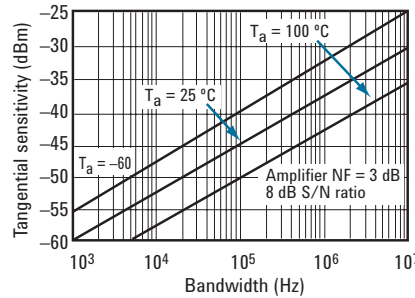


Figure 2. Typical tangential sensitivity

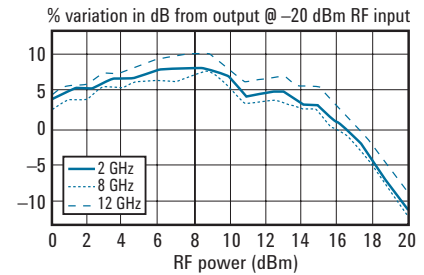


Figure 5. Typical square law deviation

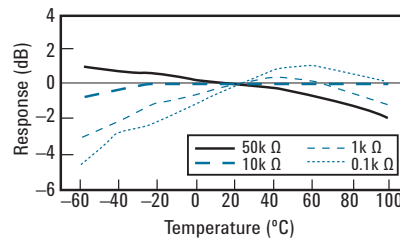


Figure 3. Typical output response with temperature ($P_{IN} \leq -20$ dBm)



Specifications

- Frequency range:** 0.01 - 12 GHz
- Frequency responses:** ±0.23 dB (0.01 - 4 GHz); ±0.6 dB (4 - 8 GHz); ±0.85 dB (8 - 12 GHz)
- SWR:** < 1.2 (0.01 - 4 GHz); < 1.7 (4 - 8 GHz); < 2.4 (8 - 12 GHz)
- Low level sensitivity:** 0.4 mV/μW
- Max. operating input:** 200 mW
- Typical short-term max. input:** 0.75 Watt
- Noise:** < 50 μV
(μV peak-to-peak with CW power applied to produce 100 mV output, 400 kHz BW)
- Output polarity (STD):** negative
(103): positive

Note: Above specifications are at 25 °C and ≤ -20 dBm unless otherwise specified.

Environmental

- Operating temperature:** -20° to +85 °C
- Non-operating temperature:** MIL-STD 883, Method 1010: (-55° to +85 °C)
- Vibration:** MIL-STD 883, Method 2007: (0.6" D.A. 20 to 80 Hz and 20 g, 80 to 2000 Hz)
- Shock:** MIL-STD 883, Method 2002.1: (500 g, 0.5 ms)
- Altitude:** MIL-STD 883, Method 1001: (50,000 ft, 15,240 m)
- Moisture resistance:** MIL-STD 883, Method 1004.1: (25° to 40 °C, 95% RH)
- RFI:** MIL-STD 461C (meets Part 7, degraded by 10 dB)

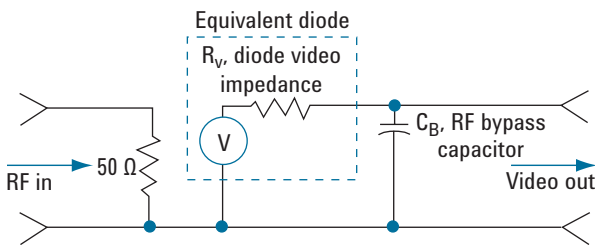


Figure 6. Equivalent circuit for Agilent 8471E with typical parameter values

Typical values:

- R_V (diode video impedance) ≈ 1.5 kΩ*
- C_B (RF bypass capacitor) ≈ 30 pF nominal
- T_R (10 to 90% risetime) ≈ $2.2 \frac{(R_{LOAD})(R_V)}{R_{LOAD} + R_V} (C_B + C_{LOAD}) = \frac{0.35}{BW}$

*@ 25 °C and $P_{IN} \leq -20$ dBm (see Figure 3)

Agilent 8471E

- A:** 7.9 (0.31)
- B:** 39.16 (1.54)
- C:** 9.26 (0.36)
- Connector:** SMA (m) input
SMC (m) output
- Net weight:** 38.8 grams (1.37 oz.)

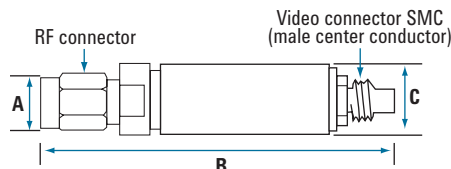


Figure 7. Agilent 8471E

www.agilent.com
www.agilent.com/find/mta



Designed to Meet EU RoHS
Substance Restrictions
www.agilent.com/find/rohs

For more information on Agilent Technologies' products, applications or services, please contact your local Agilent office. The complete list is available at:

www.agilent.com/find/contactus

Americas

Canada	(877) 894 4414
Brazil	(11) 4197 3500
Mexico	01800 5064 800
United States	(800) 829 4444

Asia Pacific

Australia	1 800 629 485
China	800 810 0189
Hong Kong	800 938 693
India	1 800 112 929
Japan	0120 (421) 345
Korea	080 769 0800
Malaysia	1 800 888 848
Singapore	1 800 375 8100
Taiwan	0800 047 866
Other AP Countries	(65) 375 8100

Europe & Middle East

Belgium	32 (0) 2 404 93 40
Denmark	45 70 13 15 15
Finland	358 (0) 10 855 2100
France	0825 010 700*
	*0.125 €/minute
Germany	49 (0) 7031 464 6333
Ireland	1890 924 204
Israel	972-3-9288-504/544
Italy	39 02 92 60 8484
Netherlands	31 (0) 20 547 2111
Spain	34 (91) 631 3300
Sweden	0200-88 22 55
United Kingdom	44 (0) 131 452 0200

For other unlisted countries:

www.agilent.com/find/contactus

Revised: June 8, 2011

Product specifications and descriptions in this document subject to change without notice.

© Agilent Technologies, Inc. 2009, 2011
Published in USA, August 19, 2011
5952-0802E



Agilent Technologies