

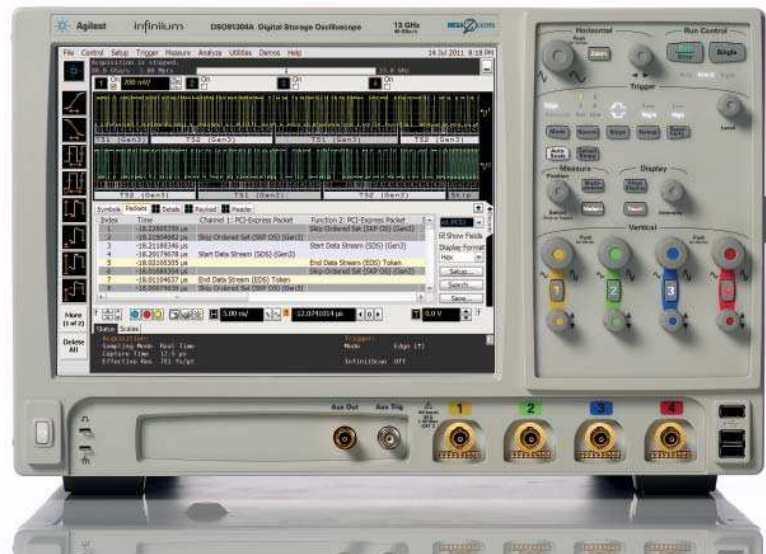
Agilent N8816A PCI Express 3.0 Protocol Viewer Software for Infiniium 90000 Oscilloscopes

Data Sheet

Introduction

Agilent Technologies N8816A Infiniium protocol viewer software for PCI Express 3.0 enhances the industry's first totally integrated oscilloscope-based protocol analyzer technology providing time-correlated views of physical layer and data link layer protocol. You get packet-level decode for PCI Express® signals built into a real-time oscilloscope. This software provides you with a fast, easy way to isolate signal integrity problems from logic-level coding errors on bidirectional serial data streams. This capability allows you to test, debug and characterize your designs to the logic and link layer. The N8816A Infiniium protocol analyzer software has decode options for PCI Express Gen1 and Gen2 and Gen3 decode.

Simplify the validation of your PCI Express® 3.0 with the first full-capability protocol viewer built into a digital oscilloscope.



N8816A – Infiniium protocol viewer
PCIe™ Gen1, Gen2 and Gen3
E2688A SDA (prerequisite)

The N8816A Infiniium protocol viewer software is compatible with Agilent 90000 Series Infiniium oscilloscopes.



Agilent Technologies

Features

The N8816A Infiniium protocol viewer software offers several features to simplify the validation of your PCI Express designs:

- Setup wizard for quick setup, configuration and test
- Packet-level decode of ordered sets as well as link and logical physical layers
- Serial data analysis with 128/130 bit streams (Gen3)
- Serial data analysis with 8B/10B symbols (Gen1, Gen2)
- Decode of scrambled and unscrambled symbols
- Bi-directional symbol and packet level decode
- Simultaneous display of packet/ symbol lists and waveform overlay
- Capability to save symbol and packet data lists to .csv and .txt files
- Packet decode details tab provides detailed information on packets
 - Channel information
 - Listing index
 - Link ordered set type
 - Control symbols
 - Reserved-bit settings
 - Data payload popup
 - CRC
 - Packet length
- Payload display shows data payload
- Unique packet-waveform correlation marker “blue line” makes it easy to scroll through waveforms to view synchronized packet and symbol lists
- Comprehensive serial search capabilities
 - Trigger and stop on search
 - Primitive, control symbol and packet search capability

Comprehensive decode Capability

With the N8816A Infiniium PCI Express 3.0 protocol analyzer software, you can use the same oscilloscope you use for everyday debugging and signal quality testing to perform protocol-level testing. The software automatically decodes symbols, packets and ordered sets and provides informative results. It includes decode of reserved bit settings during training sequences and speed negotiation, greatly simplifying debugging of link training failures.

Some of the difficulties in validating PCI Express communication links are determining if link failures or instability is due to electrical problems or logic-level problems. The N8816A Infiniium PCI Express 3.0 protocol analyzer software allows you to analyze the root cause of these issues with a single piece of test equipment.

Easy measurement setup

The N8816A Infiniium PCI Express 3.0 protocol analyzer software uses the Serial Data Wizard to simplify setup of the clock recovery algorithm used to decode the various speeds of serial traffic that it supports. The wizard guides you quickly through the steps required to set up and perform symbol and packet-level decode.

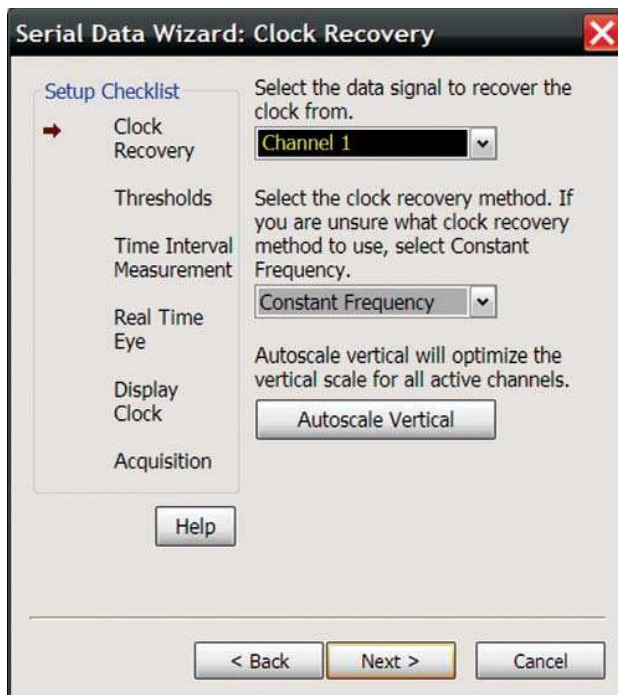
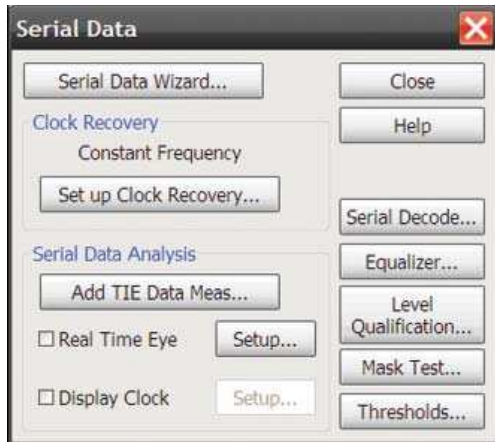


Figure 1: To set up the decode, the wizard asks you to identify the signal source and select the clock recovery algorithm (constant frequency shown. 1st and 2nd order PLLs can also be selected).

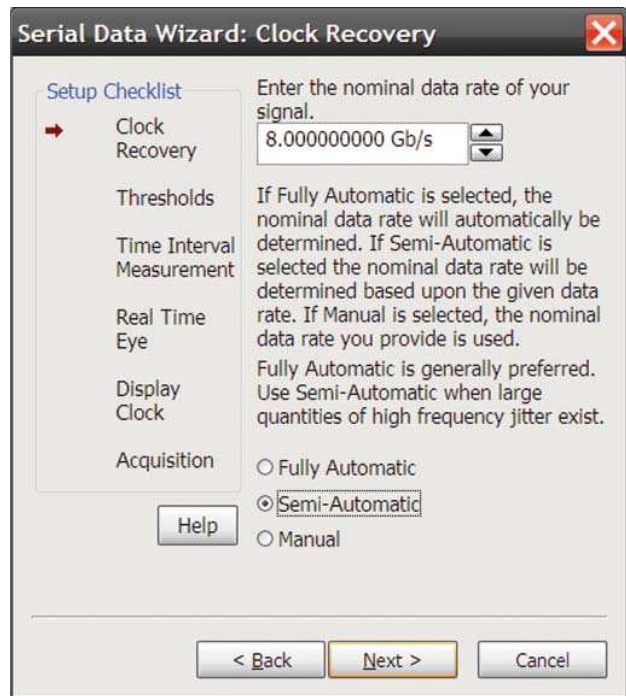


Figure 2: Next, the setup wizard asks you to enter the nominal data rate.

If you use a PLL based clock recovery selection, setting a higher loop bandwidth (ex: 40 Mhz) allows the clock recovery software to sync with the serial data quickly and decode more of the captured data.

Synchronized analog and digital display

The N8816A Infiniium PCI Express 3.0 protocol analyzer software provides the ability to perform 128/130 bit and 8b/10b based packet decoding via a patented (patent pending) technique to capture and display serial data synchronized with the analog view of traffic of a serial data stream. Decode is displayed directly on the analog waveform as well as in the decode list with associated time and index displays.



Figure 3: The packet-level decode below the correlated portion of the PCI Express signal

In conjunction with the decode list, using the multi-grid waveform display you can simultaneously display analog bi-directional waveforms with corresponding decode listings.

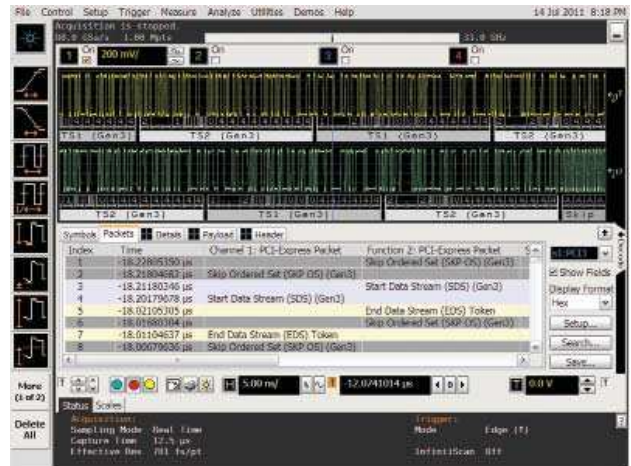


Figure 4: Bi-directional waveform and packet list are displayed simultaneously

The unique packet-waveform correlation marker “blue line” (patent pending) allows for convenient and intuitive correlation of analog and digital domains. You can easily scroll to analog anomalies that are visually distinct, making navigating and checking for errors easy, even for industry-leading record depths.

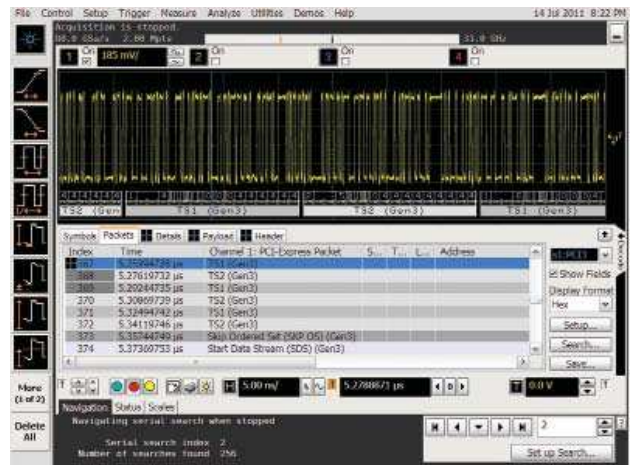


Figure 5: Packet-waveform correlation marker

Save packet, symbol and waveform data for further analysis

The N8816A Infiniium PCI Express 3.0 protocol analyzer software provides save capabilities for the symbol and packet lists in easy-to-export .csv or .txt formats for analysis outside of the scope application. Since the packet decode is performed on the real-time capture of the oscilloscope, the corresponding waveform can also be saved for future analysis in both the oscilloscope and external tools.

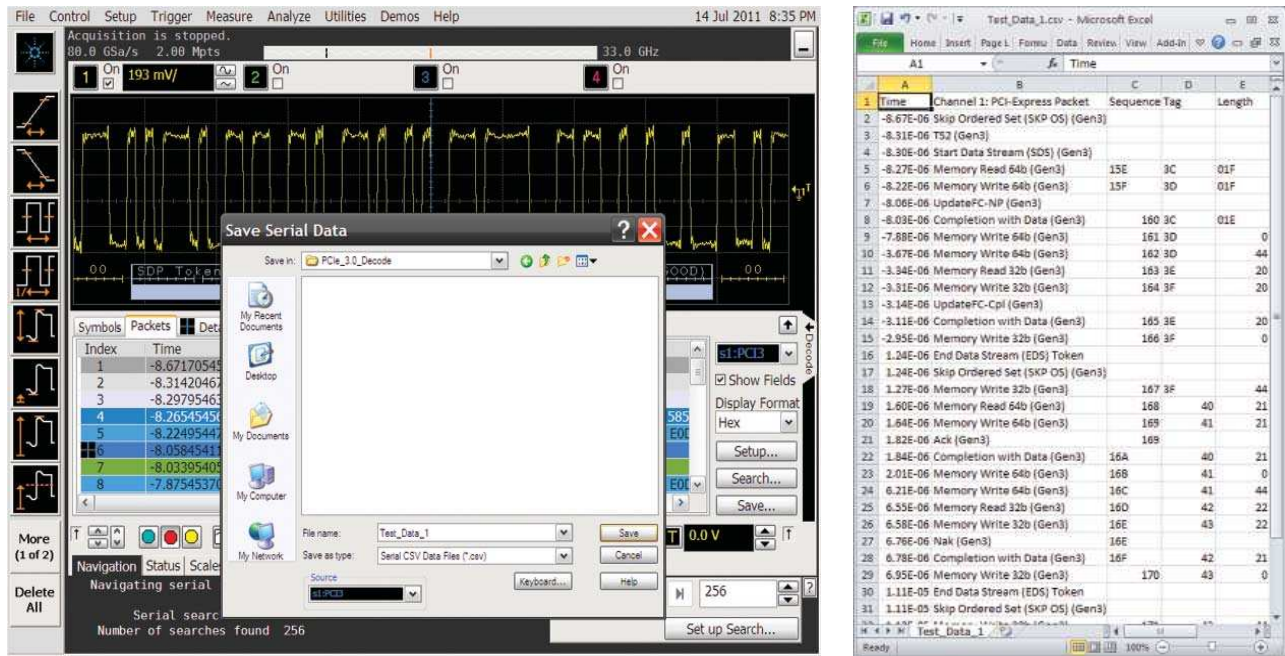


Figure 9: Saving symbol, packet, and waveform data

Oscilloscope compatibility

The N8816A Infiniium protocol analyzer software is compatible with Agilent 90000 Series oscilloscopes with operating software revision 3.10 or higher (Windows® XP Pro). For oscilloscopes with earlier software revisions, free upgrade software is available at: http://www.agilent.com/find/infiniium_sw_download

Data rate	Recommended oscilloscope	Bandwidth
2.5 Gb/s only	DSX91604A	16 GHz
	DSO/DSA/91304A	13 GHz
	DSO/DSA/91204A	12 GHz
	DSO/DSA/90804A	8 GHz
	DSO/DSA/90604A	6 GHz
5.0 Gb/s	DSX91604A	16 GHz
	DSO/DSA/91304A	13 GHz
	DSO/DSA/91204A	12 GHz
8.0 Gb/s	DSX91604A	16 GHz
	DSO/DSA/ 91304A	13 GHz
	DSO/DSA/ 91204A	12 GHz

Note:

For DSO/DSA/DSX 90000A Series oscilloscopes, you can choose the oscilloscope bandwidth using the calculation below.

Maximum signal frequency content =
 $0.5 / \text{fastest rise or fall time (10 - 90\%)}$

Scope bandwidth required =
 $1.4 \times \text{maximum signal frequency for 3\% accuracy measurement}$

Scope bandwidth required =
 $1.2 \times \text{maximum signal frequency for 5\% accuracy measurement}$

Scope bandwidth required =
 $1.0 \times \text{maximum signal frequency for 10\% accuracy measurement}$

Ordering information

To purchase the N8816A Infiniium Protocol Analyzer software for your new or existing 90000 Series oscilloscope, order the following:

For Infiniium 90000 Series oscilloscope	
Model number	Description
DSO/DSA/DSX 90000A	Infiniium 90000 Series scope with software 3.10 or higher
E2688A	Serial data analysis (SDA)
N8816A	N8816A Infiniium protocol analyzer software
1169A InfiniiMax I/II	probe amplifier (optional if no SMA/SMP direct connection is possible, quantity 2 required to look at bi-directional traffic)
E2677a, E2678A, N5381A	InfiniiMax differential probe heads (solder in and socketed)
N5442A	Precision BNC 50 Ω InfiniiMax III adapter

To order the N8816A PCI Express 3.0 protocol viewer software as an option to the purchase of a new DSOX/DSO 90000 Series oscilloscope use option DSOX90000 opt. 049 or DSO90000A opt. 049

To order a network licensed version of the N8816A PCI Express 3.0 protocol viewer software order N5435A opt. 046

Probe accessories

InfiniiMax probe amplifiers	
Model number	Description
1169A	12-GHz InfiniiMax II probe amplifier
1168A	10-GHz InfiniiMax II probe amplifier
1134A	7-GHz differential probe amplifier
N2801A	20-GHz InfiniiMax III probe amplifier
N2800A	16-GHz InfiniiMax III probe amplifier

InfiniiMax probe heads	
Model number	Description
N5381A InfiniiMax II	12-GHz differential solder-in probe head and accessories
N5382A InfiniiMax II	12-GHz differential browser
N5439A	InfiniiMax III ZIF probe head
N5441A	InfiniiMax III solder-in probe head
N5445A	InfiniiMax III browser head
E2677A InfiniiMax	12-GHz differential solder-in probe head and accessories
E2675A InfiniiMax	6-GHz differential browser probe head and accessories
N5425A InfiniiMax	12-GHz ZIF probe head
N5426A	ZIF tips (x10)
E2678A InfiniiMax	12-GHz differential socketed probe head and accessories

Related Agilent literature		
Publication title	Publication type	Publication number
<i>Infiniium Series Oscilloscope Probes, Accessories and options</i>	Selection guide	5968-7141EN
<i>Agilent Technologies E2688A, N5384A High-Speed Serial Data Analysis and Clock Recovery Software for Infiniium 90000 Series Oscilloscopes</i>	Data sheet	5989-0108EN
<i>Agilent Technologies EZJIT and EZJIT Plus Jitter Analysis Software for Infiniium Series Oscilloscopes</i>	Data sheet	5989-0109EN
<i>Agilent Technologies Infiniium 90000 Series Oscilloscopes and InfiniiMax Series Probe</i>	Data sheet	5989-7819EN
<i>N5393C PCI Express® 3.0 (Gen3) Electrical Performance Validation and Compliance Software for Infiniium Oscilloscopes</i>	Data sheet	5989-1240EN
<i>Agilent Technologies Oscilloscope Probes and accessories</i>	Data sheet	5989-6162EN
<i>Agilent InfiniiMax III probing system</i>	Data sheet	5990-5653EN

[1] Ensure that the probe amplifier meets the bandwidth requirement for your signal measurements. Refer to the "Probe accessories" section below to configure the probe head to go with your probe amplifier.



Agilent Email Updates

www.agilent.com/find/emailupdates

Get the latest information on the products and applications you select.



www.axiestandard.org AdvancedTCA® Extensions for Instrumentation and Test (AXIe) is an open standard that extends the AdvancedTCA® for general purpose and semiconductor test. Agilent is a founding member of the AXIe consortium.



www.lxistandard.org

LAN eXtensions for Instruments puts the power of Ethernet and the Web inside your test systems. Agilent is a founding member of the LXI consortium.



<http://www.pxisa.org>

PCI eXtensions for Instrumentation (PXI) modular instrumentation delivers a rugged, PC-based high-performance measurement and automation system.

Agilent Channel Partners

www.agilent.com/find/channelpartners

Get the best of both worlds: Agilent's measurement expertise and product breadth, combined with channel partner convenience.



Agilent Advantage Services is committed to your success throughout your equipment's lifetime. We share measurement and service expertise to help you create the products that change our world. To keep you competitive, we continually invest in tools and processes that speed up calibration and repair, reduce your cost of ownership, and move us ahead of your development curve.

www.agilent.com/find/advantageservices



www.agilent.com/quality

www.agilent.com
www.agilent.com/find/pcie3

For more information on Agilent Technologies' products, applications or services, please contact your local Agilent office. The complete list is available at:

www.agilent.com/find/contactus

Americas

Canada	(877) 894 4414
Brazil	(11) 4197 3500
Mexico	01800 5064 800
United States	(800) 829 4444

Asia Pacific

Australia	1 800 629 485
China	800 810 0189
Hong Kong	800 938 693
India	1 800 112 929
Japan	0120 (421) 345
Korea	080 769 0800
Malaysia	1 800 888 848
Singapore	1 800 375 8100
Taiwan	0800 047 866
Other AP Countries	(65) 375 8100

Europe & Middle East

Belgium	32 (0) 2 404 93 40
Denmark	45 70 13 15 15
Finland	358 (0) 10 855 2100
France	0825 010 700*
	*0.125 €/minute
Germany	49 (0) 7031 464 6333
Ireland	1890 924 204
Israel	972-3-9288-504/544
Italy	39 02 92 60 8484
Netherlands	31 (0) 20 547 2111
Spain	34 (91) 631 3300
Sweden	0200-88 22 55
United Kingdom	44 (0) 131 452 0200

For other unlisted countries:

www.agilent.com/find/contactus

Revised: June 8, 2011

Product specifications and descriptions in this document subject to change without notice.

© Agilent Technologies, Inc. 2011
Published in USA, September 20, 2011
5990-8741EN



Agilent Technologies