



Agilent Technologies U7243A USB 3.0 Superspeed Electrical Performance Validation and Compliance Software for the Infiniium Series Oscilloscopes

Data Sheet



Table of Contents

Features	3
Benefits	4
Easy Test Definition	5
Configurability and Guided Connections	6
Reports with Margin Analysis	7
Extensibility	9
Automation	10
USB 3.0 Electrical Test Fixture.....	11
Powerful Debugging Aids	12
Oscilloscope Compatibility	15
Ordering Information	16
Sales and Service	18



Agilent Technologies

Verify and debug your USB 3.0 designs more easily

Agilent Technologies U7243A USB 3.0 validation and compliance software provides you with a fast and easy way to verify and debug your USB 3.0 products.

The USB 3.0 electrical test software allows you to automatically execute USB 3.0 electrical tests, and it displays the results in a flexible report format. In addition to the measurement data, the report provides a margin analysis that shows how closely your device passed or failed each test.

The U7243A USB 3.0 electrical test software utilizes the prescribed test methods and algorithms as defined in the USB 3.0 rev 1.0 specification and draft test specification.

By incorporating the USBIF SigTest utility the U7243A USB 3.0 electrical test software will provide you with consistent lab compliance test results with those generated at USBIF workshops or test labs that use the stand-alone USBIF SigTest tool for transmitter compliance verification. The advanced eye pattern and jitter analysis capabilities provided by the SDA electrical test option will allow product developers to quickly perform advanced eye and jitter analysis and debug to the jitter component level.

The USB 3.0 electrical performance validation and compliance software performs a wide range of electrical tests, including both normative and informative requirements, as per the USB 3.0 specification and the USB 3.0 electrical compliance test specification.

* Note: The final USB 3.0 electrical test specification (rev 1.0) is not yet released. Test coverage and requirements are based on the rev 0.5 revision and will be updated when the final test specification is complete.

Features

The U7243A USB 3.0 electrical test software offers several features to simplify the validation of USB 3.0 designs:

- Automated 1M Unit Interval (or greater) testing for highest accuracy
- Results consistent with USBIF SigTest software utility
- Test setup wizard for ease-of-use
- Wide range of electrical tests
- USB 3.0 SigTest clock recovery algorithm
- Automated scope measurement setup
- Test results report generation
- Pass/fail margin analysis
- TP1 eye pattern compliance test mask
- TPO (transmitter) eye pattern test mask
- CTLE signal correction for TP1 tests

With the USB 3.0 electrical test software, you can use the same oscilloscope you use for everyday debugging to perform automated testing and margin analysis based on the USBIF specified tests.

USB 3.0 compliance testing

To pass signal quality testing at a USBIF-sponsored compliance workshop, your product must successfully pass “Gold Suite” testing, based on the USBIF SigTest application. The SigTest application tests your device against the minimum signal-quality performance requirements for USB 3.0. If you are developing receivers and transmitters for add-in boards and system motherboards, the USB 3.0 electrical test software helps you execute all the SigTest tests and additional oscilloscope already completed tests.

While SigTest tests provide a good overview of USB 3.0 electrical signal quality, they address only a small

subset of the electrical compliance measurements specified in the USB 3.0. The SigTest application also provides minimal reporting capability with pass/fail indication and measurement values, and has limited debugging capabilities to decipher eye mask violations or excessive jitter.

For USB 3.0 measurements, the U7243A software automatically calculates deterministic jitter and total jitter at 10-12 BER. Random jitter is also reported for completeness and a voltage margin “eye” diagram is included in the final HTML report. DJ and TJ values are specified in the USB 3.0 specification and are required for compliance verification.



USB 3.0 supports the data rate of 5.0 GT/s as shown above (~3.5 dB de-emphasis)

Benefits

U7243A benefits

The U7243A USB 3.0 electrical test software saves you time by setting the stage for automatic execution of USB 3.0 electrical tests. Part of the difficulty of performing electrical tests for USB 3.0 is hooking up the oscilloscope, loading the proper setup files, and then analyzing the measured results by comparing them to limits published in the specification. The USB 3.0 electrical test software does much of this work for you. In addition, if you discover a problem with your device, robust debug tools are available to aid in root-cause analysis. These debug tools are provided by the Agilent E2688A

high-speed serial data analysis software and N5400A EZJIT Plus jitter analysis software, which you must install on your oscilloscope to use the USB 3.0 electrical test software.

The U7243A USB 3.0 electrical test software offers many more electrical tests than the SigTest application. Unlike the SigTest application, the U7243A USB 3.0 electrical test software automatically configures the oscilloscope for each test, and it provides an informative results report that includes margin analysis indicating how close your product is to passing or

failing a particular test assertion. Table 1 shows a side-by-side comparison of the capabilities of the USBIF SigTest application and the Agilent U7243A electrical test software

Capability	Agilent U7243A	USB 3.0 SigTest
Number of measurement assertions	24	4
Automated oscilloscopes setup for each measurement	Yes, guided	No, single setup
Measurement results	Pass/fail with margin analysis	Pass/fail with measured value
USB 3.0 test specification based measurements methodology	Yes	Yes
Clock recovery method	USBIF SigTest or 1st/2nd order PLL	USBIF SigTest
Custom HTML report generation	Yes	No
Selectable number of tests performed	Yes	No
Multi-trial run support	Yes	No
Debug mode for “what if” analysis	Yes	No

Table 1. Comparison of capabilities of the Agilent USB 3.0 electrical test software and the USB 3.0 SigTest application.

Easy Test Definition

The U7243A USB 3.0 electrical test software extends the ease-of-use advantages of Agilent's Infiniium 90000 Series oscilloscopes to testing USB 3.0 designs. The Agilent automated test engine walks you quickly through the steps required to define the tests, set up the tests, perform the tests, and view the test results. You can select a category of tests all at once, or specify individual tests. You can save tests and configurations as project files and recall them later for quick testing and review of previous test results. Straightforward menus let you perform tests with a minimum of mouse clicks

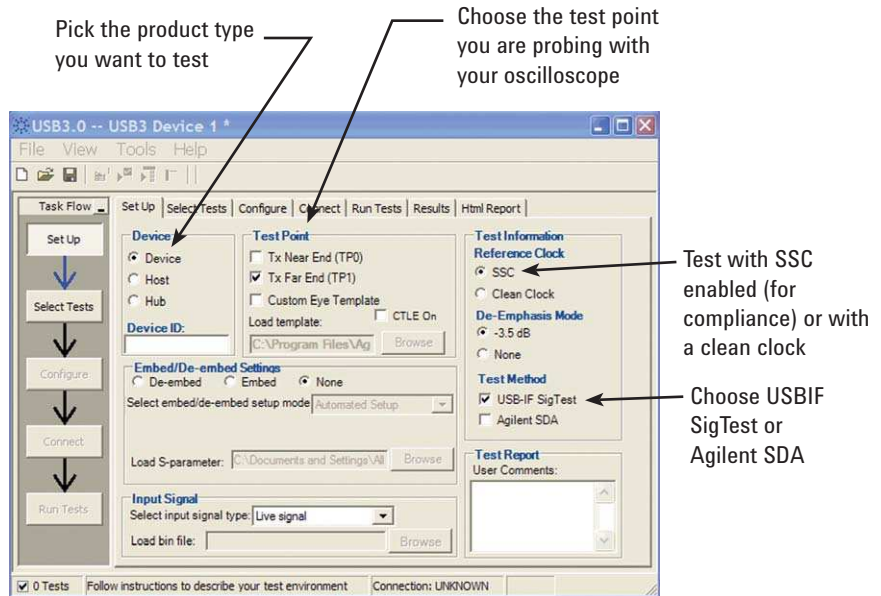


Figure 1. The Agilent U7243A allows you to easily specify the test point you want to use to test the compliance of your device. This makes test setup easy as only the appropriate tests for the test point you pick are shown on later test selection pages.

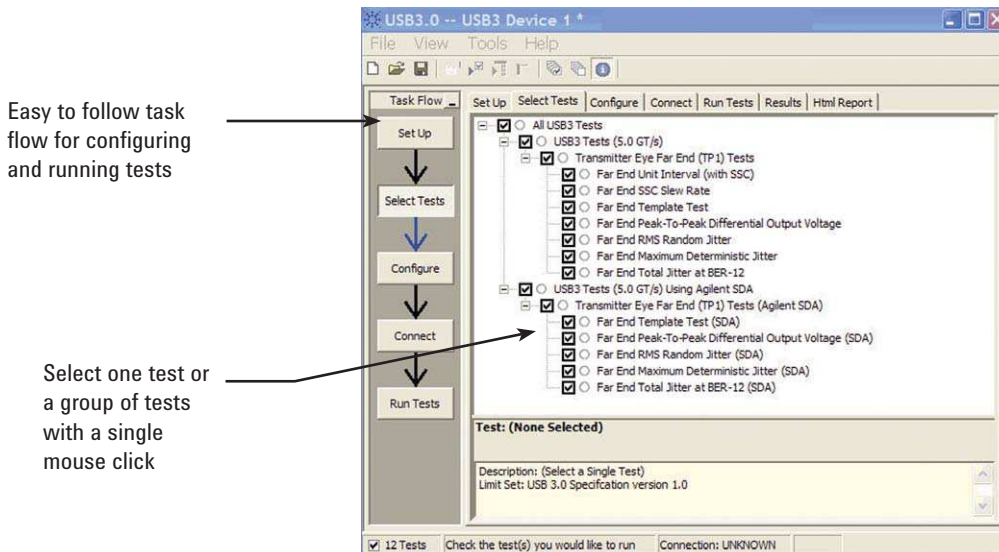


Figure 2. The Agilent automated test engine guides you quickly through selecting tests, configuring tests, setting up the connection, running the tests, and viewing the results. Individual tests or groups of tests are easily selected with a mouse click.

Configurability and Guided Connections

The U7243A USB 3.0 electrical test software provides flexibility in your test setup. It guides you to make connection changes with hookup diagrams when the tests you select require it.

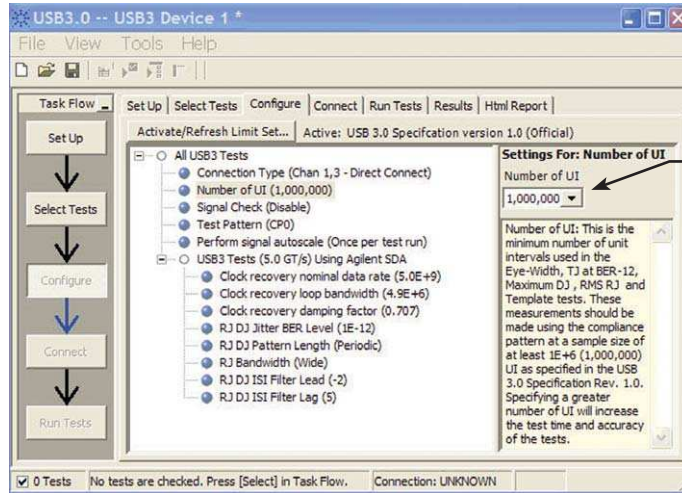


Figure 3. In configuring the tests, you specify the device to test, its configuration, and how the oscilloscope is connected.

If more than one test setup connection is required, you will be notified

You are prompted to make the appropriate connections for the set of tests

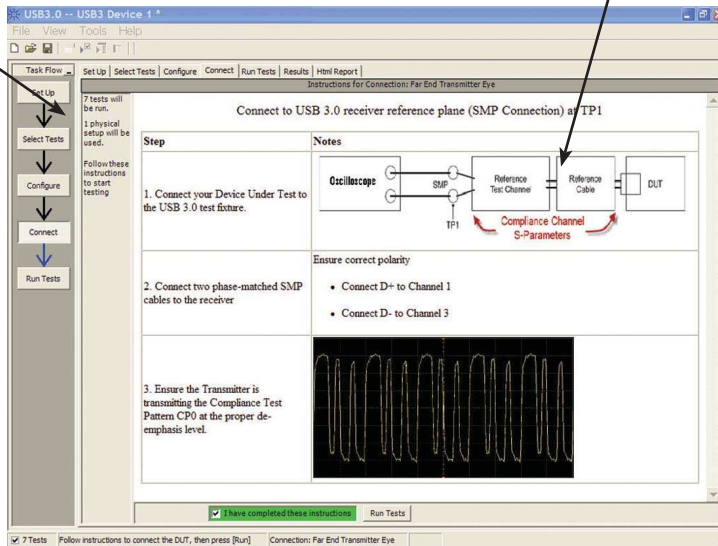


Figure 4. When you make multiple tests where the connections must be changed, you are prompted with connection diagrams and/or photographs.



Figure 5. The Agilent U7242A USB 3.0 transmitter and receiver compliance test fixture.

Reports with Margin Analysis

In addition to providing you with measurement results, the U7243A USB 3.0 electrical test software provides a report format that shows you not only where your product passes or fails, but also reports how close you are to the limits specified for a particular test assertion. You can select the margin test report parameter, which means you can specify the level at which warnings are issued to alert you to electrical tests where your product is operating close to the official test limit defined by the USB 3.0 specification.

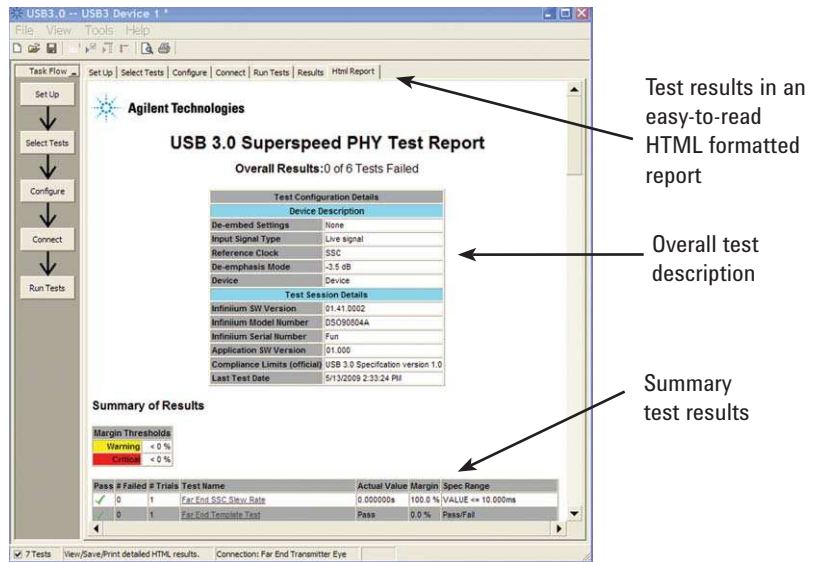


Figure 6. The USB 3.0 electrical test software results report documents your test, indicates the pass/fail status, the test specification range, the measured values, and shows how much margin you have.

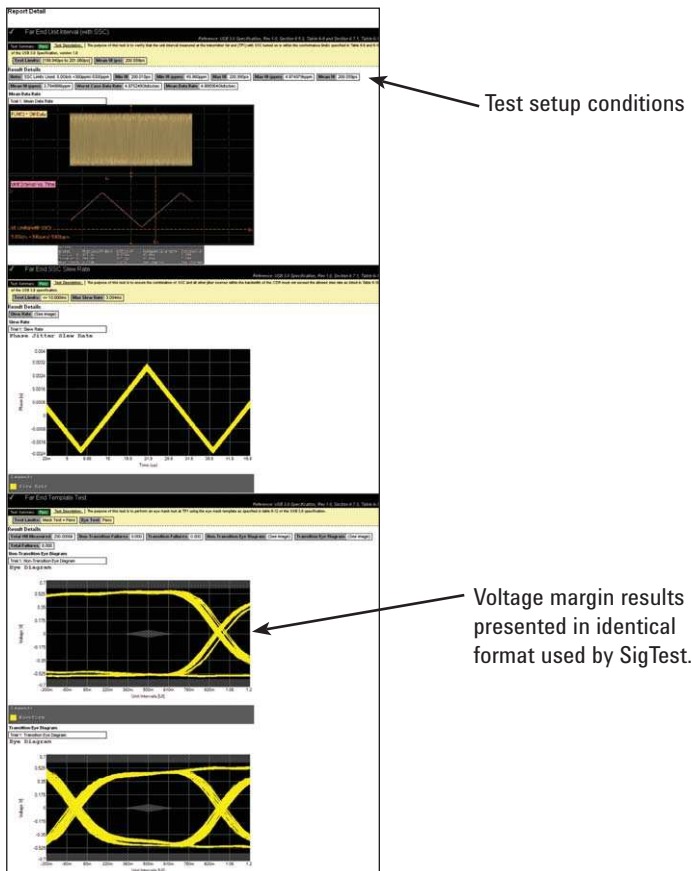
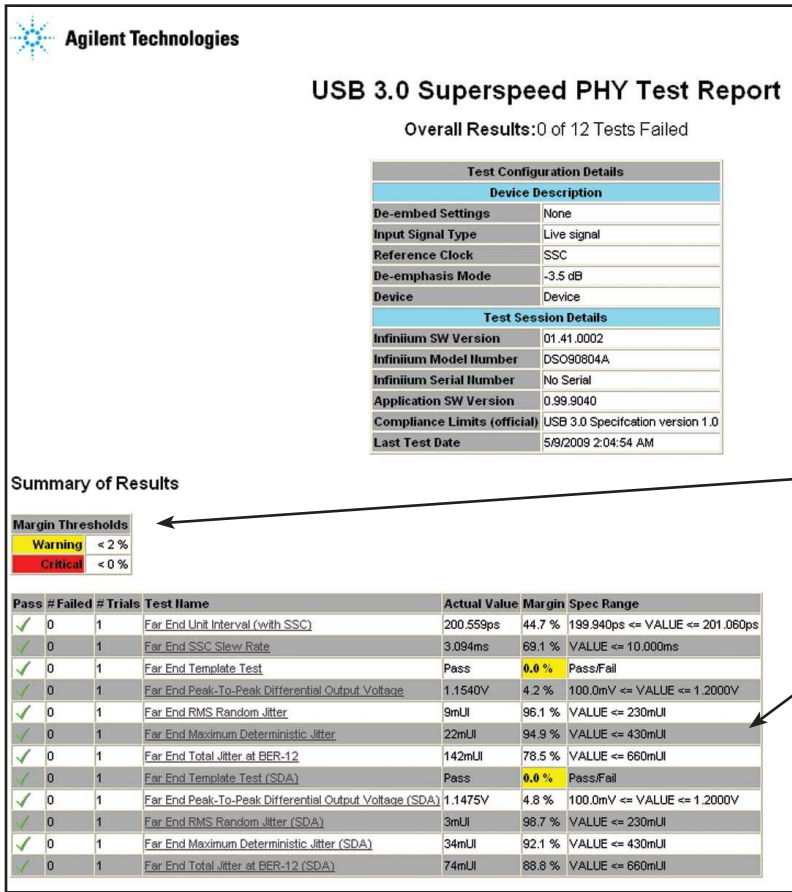


Figure 7. The HTML report provides additional details including test setup conditions, graphical results, and test limits (where appropriate).

Reports with Margin Analysis (continued)



User set margin thresholds for warning and failure indicators

Margin values indicate when the results are approaching test limits. Warnings and failures are highlighted.

Figure 8. How close you are to passing or failing a test is indicated as a % in the margin field. A result highlighted in yellow or red indicates that the margin threshold level for a warning or failure was detected.

Extensibility

You may add additional custom tests or steps to your application using the N5467A User Defined Application (UDA) development tool (www.agilent.com/find/uda). Use UDA to develop functional “Add-Ins” that you can plug into your application.

Add-ins may be designed as:

- Complete custom tests (with configuration variables and connection prompts)
- Any custom steps such as pre or post processing scripts, external instrument control and your own device control

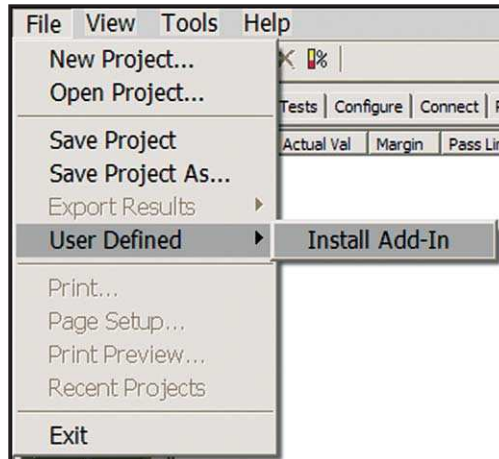


Figure 9. Importing a UDA Add-In into your test application.

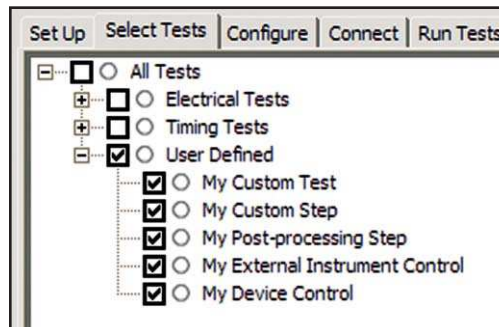


Figure 10. UDA Add-In tests and utilities in your test application.

Automation

You can completely automate execution of your application's tests and Add-Ins from a separate PC using the included N5452A Remote Interface feature (download free toolkit from www.agilent.com/find/scope-apps-sw). You can even create and execute automation scripts right inside the application using a convenient built-in client.

The commands required for each task may be created using a command wizard or from "remote hints" accessible throughout the user interface.

Using automation, you can accelerate complex testing scenarios and even automate manual tasks such as:

- Opening projects, executing tests and saving results
- Executing tests repeatedly while changing configurations
- Sending commands to external instruments
- Executing tests out of order

Combine the power of built-in automation and extensibility to transform your application into a complete test suite executive:

- Interact with your device controller to place it into desired states or test modes before test execution.
- Configure additional instruments used in your test suite such as a pattern generator and probe switch matrix.
- Export data generated by your tests and post-process it using your favorite environment, such as MATLAB, Python, LabVIEW, C, C++, Visual Basic etc.
- Sequence or repeat the tests and "Add-In" custom steps execution in any order for complete test coverage of the test plan.

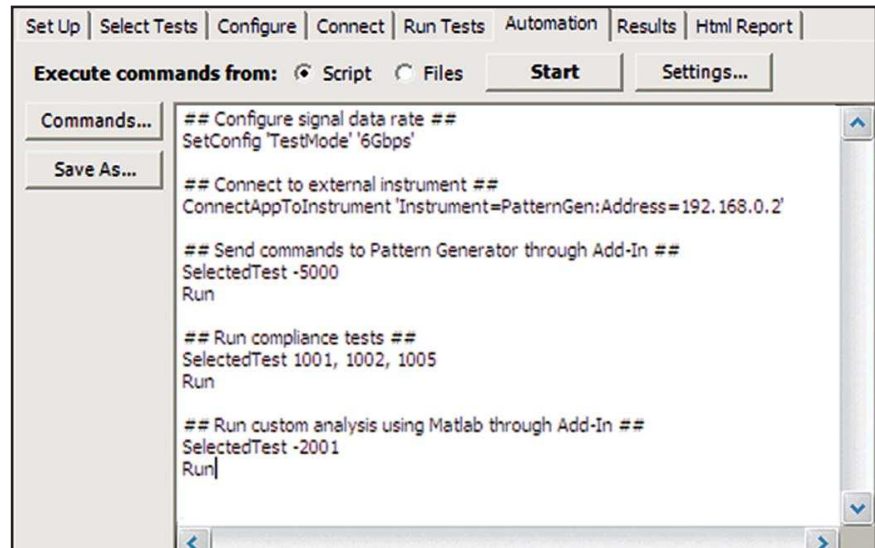


Figure 11. Remote Programming script in the Automation tab.

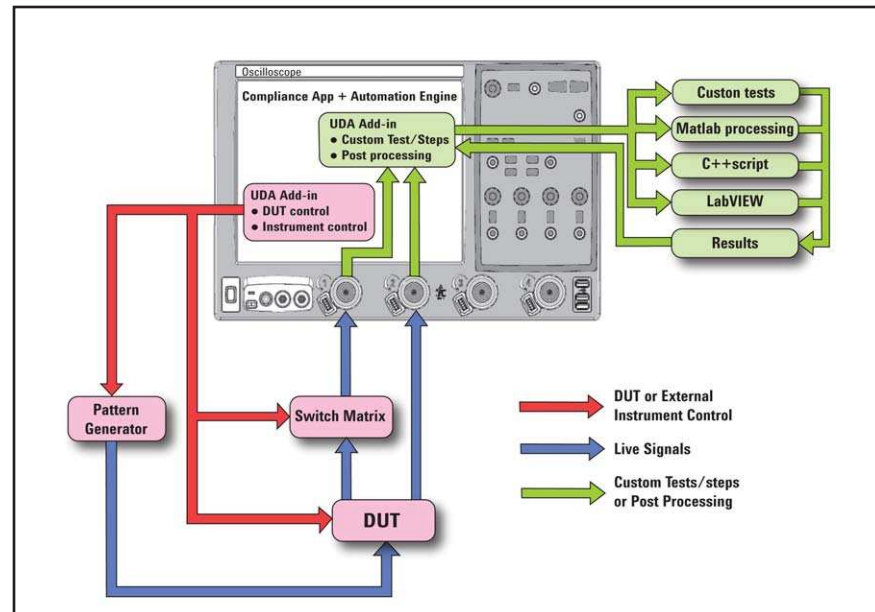



Figure 12. Combine the power of built-in automation and extensibility to transform your application into a complete test suite executive.

Agilent U7242A USB 3.0 Electrical Test Fixture

The U7242A USB 3.0 transmitter and receiver fixture key specifications:

- Provides test point access for transmitter measurements
- Single-ended measurements as required by the USB 3.0 specification for transmitter and receiver validation and compliance testing
- Differential measurements of active bus transaction for debug and verification testing
- USB 2.0 power probing features for easy measurement of transient and steady state power states



Description:

The U7242A USB 3.0 test fixture will help simplify the USB 3.0 measurement process by providing access to the transmitter and receiver measurement points required for USB 3.0 compliance testing. It has been designed for direct SMA connections for easy and accurate measurements with direct connections to the oscilloscope and J-Bert SMA connections. It also includes probing connections for InfiniiMax active differential probes for the characterization and testing of active bus signaling of USB 3.0 and USB 2.0 traffic.

Powerful Debugging Aids

If your device fails a test, you need to determine how it failed. To use U7243A USB 3.0 electrical test software advanced debug capabilities you must install Agilent E2688A high-speed serial data analysis software and the N5400A EZJIT Plus jitter analysis software options. These tools provide you with many additional powerful debugging capabilities including advanced eye mask testing, eye unfolding capabilities, customizable PLL response testing and advanced jitter histograms with jitter decomposition. The 8b/10b decoding feature lets you identify data-dependent errors that result in eye mask violations caused by intersymbol interference (ISI). You can perform 8b/10b decoding to capture and display serial data synchronized with the analog view of a serial data stream.

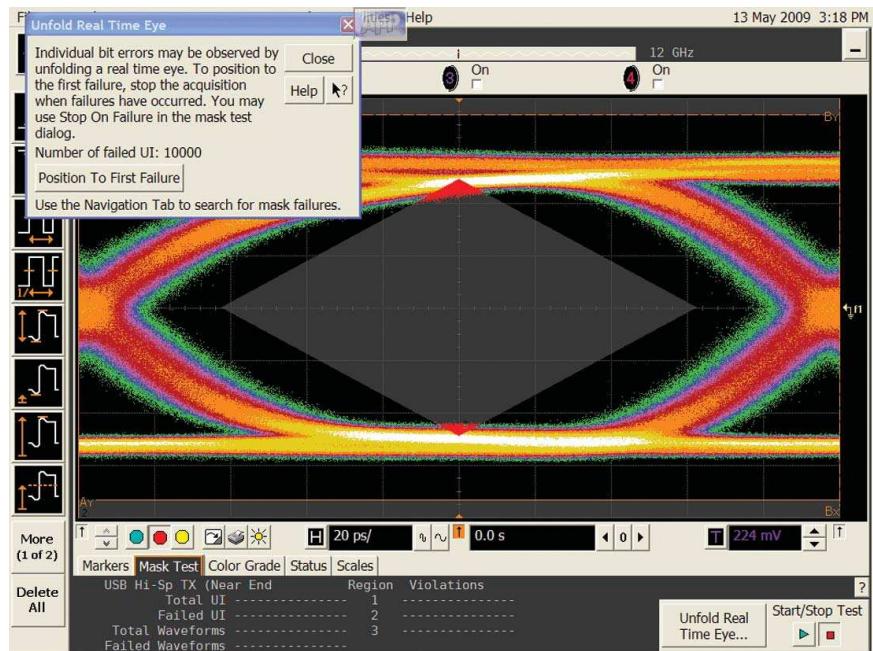


Figure 13. The E2688A serial data analysis tool allows you to analyze the performance of your device with custom PLL response settings to allow for deep analysis of transmitter jitter components and receiver characteristics.

Powerful Debugging Aids (continued)

Using the E2688A Serial Data Analysis tool you can use the mask test feature to identify the specific digital patterns that caused a specific failure in the eye diagram when testing under the USB 3.0 specification. You can use a modified second order PLL for deep jitter analysis and characterization of what the eye quality would be for your specific receiver PLL response.

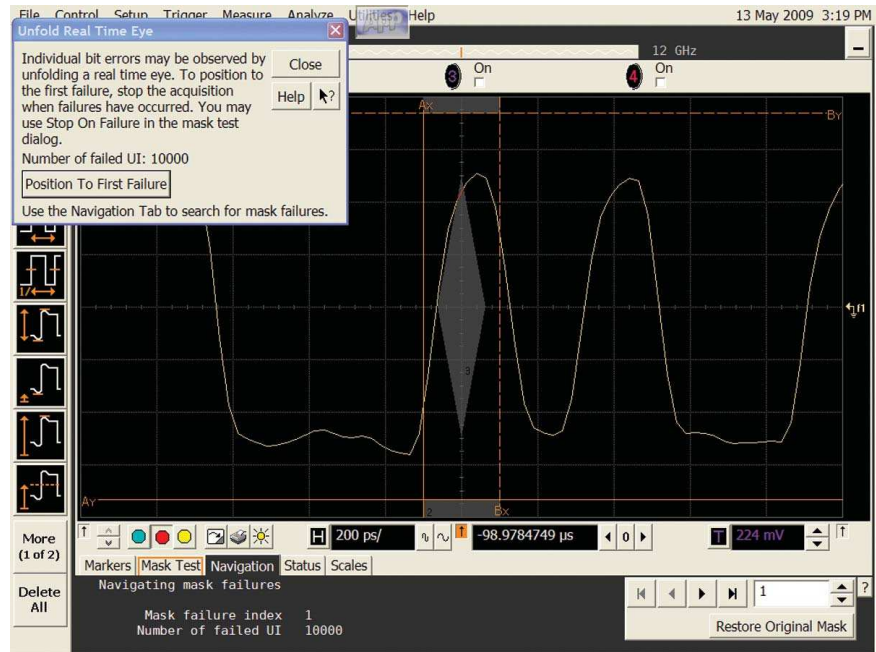


Figure 14. The E2688A SDA software allows you to show the specific waveform that caused the eye diagram failure.

Powerful Debugging Aids (continued)

The Agilent N5400A EZJIT Plus jitter analysis software is used when the SDA signal quality test option is selected. This powerful jitter analysis software provides advanced validation and debug capabilities to quickly look at various jitter components of your signal. It provides real-time jitter trend, histogram and spectrum displays with composite histograms showing the various jitter subcomponents and distribution.

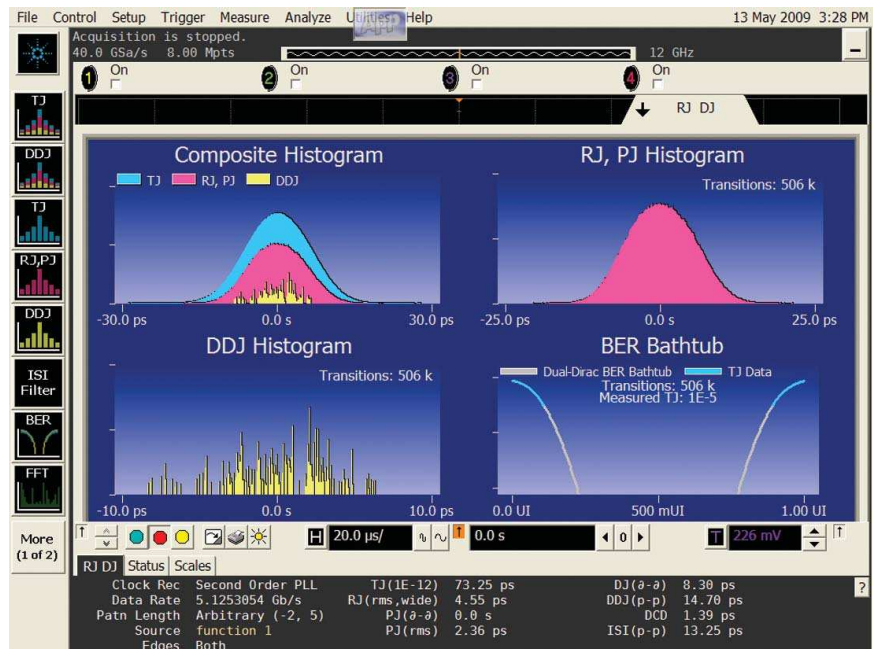


Figure 15. N5400A EZJIT Plus 4-in-1 jitter measurement results display for multiple views of jitter populations and distributions.

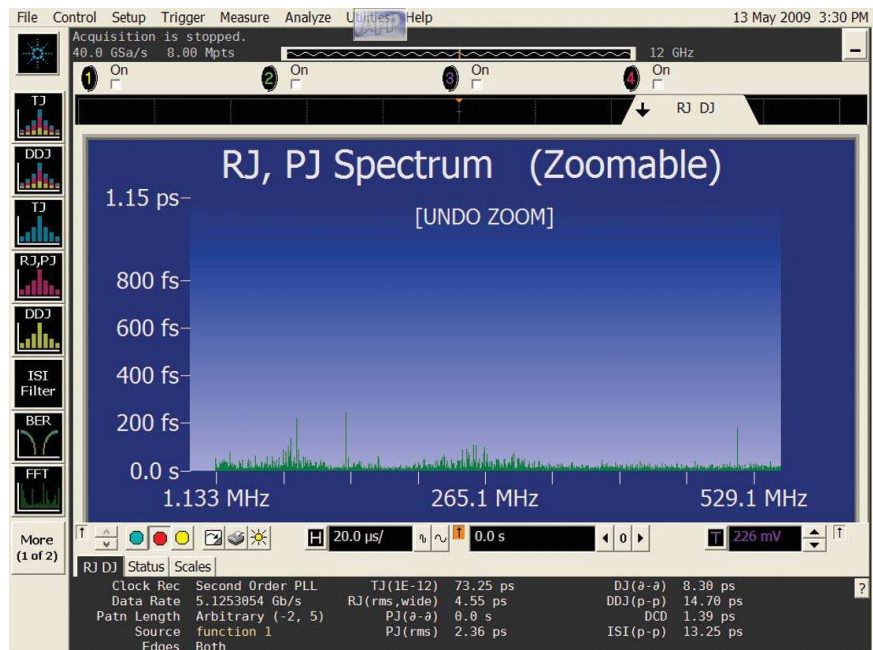


Figure 16. Rj, Pj spectrum provides additional insight into jitter component frequencies and amplitudes.

Oscilloscope Compatibility

The U7243A USB 3.0 electrical performance validation and compliance software is compatible with Agilent DSO/DSA 90000 Series oscilloscopes with operating system software revision 1.40.0002. The Agilent U7243A tool is also compatible with Agilent 80000 Series oscilloscopes with operating software revision A.05.71 or

higher. To use the advanced eye and jitter analysis option, you must also install Agilent E2688A high-speed serial data analysis software and the N5400A EZJIT Plus jitter analysis software. For oscilloscopes with earlier software revisions, free upgrade software is available at: www.agilent.com/find/infiniium_software

Data rate	Recommended oscilloscopes	Bandwidth of recommended oscilloscope
5.0 Gb/s	DSO91304A*	13 GHz
	DSO91204A	12 GHz
	DSO81304A	13 GHz
	DSO81204A	12 GHz

*DSA model equivalents are also compatible

Ordering Information

To purchase a new license for the USB 3.0 electrical performance validation and compliance software with an Infiniium Series oscilloscope, please order the following:

Model number	Description
U7243A Option 001	USB 3.0 Electrical Test software for Infiniium 90000 Series and 80000 Series oscilloscopes

Related literature

Publication title	Publication type	Publication number
<i>Infiniium 90000 Series Oscilloscopes</i>	Data sheet	5989-7819EN
<i>E2688A, N5384A High-Speed Serial Data Analysis with Clock Recovery Software for Infiniium Oscilloscopes</i>	Data sheet	5989-0108EN
<i>The USB 3.0 Transmitter and Receiver Test Fixture</i>	Data sheet	5990-4118EN
<i>EZJIT and EZJIT Plus Jitter Analysis Software for Infiniium Series Oscilloscopes</i>	Data sheet	5989-0109EN



Agilent Technologies Oscilloscopes

Multiple form factors from 20 MHz to >90 GHz | Industry leading specs | Powerful applications



Agilent Email Updates

www.agilent.com/find/emailupdates

Get the latest information on the products and applications you select.



www.axistandard.org

AdvancedTCA[®] Extensions for Instrumentation and Test (AXIe) is an open standard that extends the AdvancedTCA for general purpose and semiconductor test. Agilent is a founding member of the AXIe consortium.



www.lxistandard.org

LAN eXtensions for Instruments puts the power of Ethernet and the Web inside your test systems. Agilent is a founding member of the LXI consortium.



www.pxisa.org

PCI eXtensions for Instrumentation (PXI) modular instrumentation delivers a rugged, PC-based high-performance measurement and automation system.

Agilent Channel Partners

www.agilent.com/find/channelpartners

Get the best of both worlds: Agilent's measurement expertise and product breadth, combined with channel partner convenience.



Agilent Advantage Services is committed to your success throughout your equipment's lifetime. To keep you competitive, we continually invest in tools and processes that speed up calibration and repair and reduce your cost of ownership. You can also use Infoline Web Services to manage equipment and services more effectively. By sharing our measurement and service expertise, we help you create the products that change our world.

www.agilent.com/find/advantageservices



www.agilent.com/quality

www.agilent.com

www.agilent.com/find/USB3

For more information on Agilent Technologies' products, applications or services, please contact your local Agilent office. The complete list is available at:

www.agilent.com/find/contactus

Americas

Canada	(877) 894 4414
Brazil	(11) 4197 3500
Mexico	01800 5064 800
United States	(800) 829 4444

Asia Pacific

Australia	1 800 629 485
China	800 810 0189
Hong Kong	800 938 693
India	1 800 112 929
Japan	0120 (421) 345
Korea	080 769 0800
Malaysia	1 800 888 848
Singapore	1 800 375 8100
Taiwan	0800 047 866
Other AP Countries	(65) 375 8100

Europe & Middle East

Belgium	32 (0) 2 404 93 40
Denmark	45 70 13 15 15
Finland	358 (0) 10 855 2100
France	0825 010 700*
	*0.125 €/minute
Germany	49 (0) 7031 464 6333
Ireland	1890 924 204
Israel	972-3-9288-504/544
Italy	39 02 92 60 8484
Netherlands	31 (0) 20 547 2111
Spain	34 (91) 631 3300
Sweden	0200-88 22 55
United Kingdom	44 (0) 131 452 0200

For other unlisted countries:

www.agilent.com/find/contactus

Revised: June 8, 2011

Product specifications and descriptions in this document subject to change without notice.

© Agilent Technologies, Inc. 2011
Published in USA, December 13, 2011
5990-4115EN



Agilent Technologies