



# Agilent U2941A Parametric Test Fixture

## Data Sheet

The Agilent U2941A parametric test fixture is designed to complement usage of the Agilent U2722A USB modular source measure unit in the testing of semiconductor components, including SMT and DIP ICs.

The bundled Agilent Parametric Measurement Manager software also supports the Agilent U2751A USB modular switch matrix when used with the U2722A.



### Features

- Closed lid minimizes ESD on sensitive circuits and components
- Up to 3 source/measure channels supported
- Different socket modules to match a wide variety of pin configurations
- Assembly PTFE plate for low-current measurements
- Bundled Agilent Parametric Measurement Manager software eases set-up, testing and data recording




Figure 1. Sample setup of the U2941A connected directly to the U2722A source measure unit, and fastened with the DIP socket module.

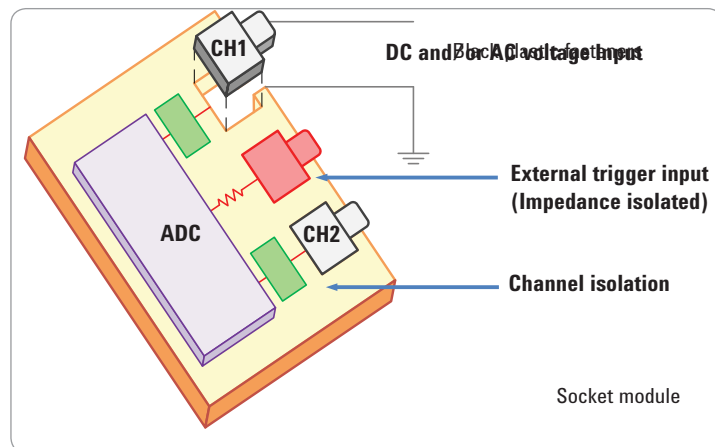


Figure 2. Socket modules are interchangeable to match pin configuration of device-under-test (DUT).



# Features of the Agilent Parametric Measurement Manager software

The Agilent Parametric Measurement Manager software comes bundled with the U2941A parametric test fixture. The software helps kick start tasks sooner with the below features:

- Out-of-box configuration of instruments for easy set-up
- User-friendly graphical user interface
- IV curve plotting with various graph tools, including autoscale, zoom and markers
- Saving of IV curve data to text file format
- Saving of IV curve graph to JPEG file format
- Print graph function

The screenshot shows the 'Parametric Measurement Manager - Agilent VEE Pro RunTime' window. It is divided into several sections: 'Source Measure Unit - BJT Ic-Vc Ib Profile' with various configuration fields; 'IV Curve' showing a graph of current vs. voltage; 'Switch Matrix' with a grid of buttons; and 'Operator' with control buttons. Callouts point to these sections with descriptive text.

Displays Main and Application test set-ups of the U2722A

Displays IV curve plot

Provides relay switching functions for single or multiple channels of the U2751A

Enables quick set-up of specific application tests (diode forward/reverse IV tests and resistance measurement) from the library

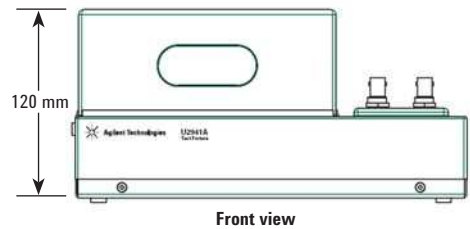
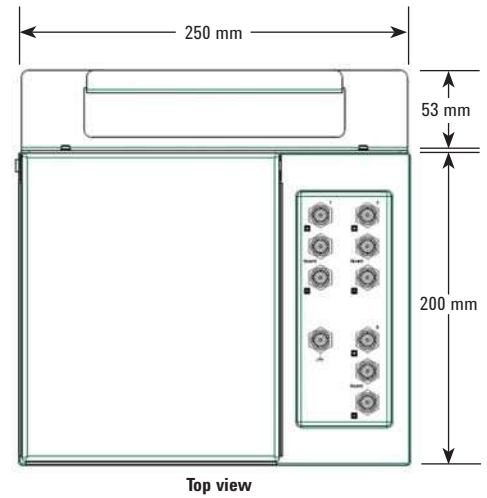
Saves IV curve plot image and data to JPEG and TXT files, respectively

# Specifications and system requirements

## Specifications

The following specifications are valid for 23 °C ±5 °C and <70% relative humidity.

Electrical specifications	
Voltage rating	60 VDC
Current rating	1 A
Environmental specifications	
Operating temperature	0 °C to 50 °C
Storage temperature	-20 °C to 70 °C
Operating humidity	20% to 85% RH non-condensing
Storage humidity	5% to 90% RH non-condensing
Altitude	Up to 2000 m
Physical specifications	
Dimensions (WxDxH)	250 mm × 200 mm × 120 mm
Weight	1.33 kg (approx.)
Warranty	3 months



## Minimum system requirements

Hardware	
Processor	1.6 GHz Pentium® IV or higher
RAM	512 MB (1.0 GB or higher recommended)
Hard disk space	1.0 GB free disk space at runtime
Display resolution	1024 × 768 recommended
Operating system and browser	
Operating system	<ul style="list-style-type: none"> <li>Windows® XP Professional or Home Edition, Service Pack 1 or later; or</li> <li>Windows 2000 Professional, Service Pack 4 or later</li> </ul>
Browser	Microsoft Internet Explorer 5.01 (6.0 or higher recommended)
Software	
Agilent IO Libraries Suite <sup>1</sup>	Version 15.0 or higher
Agilent VEE <sup>2</sup>	Runtime version 8.5, patch 8.5.1
Agilent Measurement Manager <sup>3</sup>	Version 1.6 or higher
Microsoft .NET Framework <sup>1</sup>	Version 1.1 and 2.0

1. Available on Agilent Automation-Ready CD

2. Bundled with Agilent Parametric Measurement Manager CD

3. Bundled with Agilent U2722A USB modular source measure unit or Agilent U2751A USB modular switch matrix

# Ordering information

## Parametric test fixture

U2941A



Items shipped as standard with parametric test fixture:

- Assembly PTFE plate
- 28-pin dual-in-line package (DIP) socket module
- 0.1-inch universal socket module
- 0.075-inch universal socket module
- 0.05-inch universal socket module
- Pin plug-to-pin plug cables, black (4 pcs)
- Pin plug-to-pin plug cables, red (4 pcs)
- Pin plug-to-pin plug cables, blue (4 pcs)
- Pin plug-to-miniature clip cables, black (4 pcs)
- Pin plug-to-miniature clip cables, red (4 pcs)
- Pin plug-to-miniature clip cables, blue (4 pcs)
- PCB jumper pin
- BNC to two-wire cable, 1 m (3 pcs)
- Agilent Parametric Measurement Manager CD (includes installation and operating guides)

## Socket modules

U2941A-201



Assembly PTFE plate

- Insulation board with minimal leakage current: suitable for extremely low-current measurements.

U2941A-202



28-pin dual-in-line package (DIP) socket module

- Lever actuated zero insertion force (ZIF) socket

U2941A-203



0.1-inch universal socket module

- 0.1-inch pitch: suitable for virtually any device such as components, DIP IC, or small scale circuit

U2941A-204



0.075-inch universal socket module

- 0.075-inch pitch: suitable for virtually any device such as components, DIP IC, or small scale circuit

U2941A-205



0.05-inch universal socket module

- 0.05-inch pitch: suitable for virtually any device such as components, DIP IC, or small scale circuit

## Cables

U2941A-101



Pin plug-to-pin plug cable, black

U2941A-102



Pin plug-to-pin plug cable, red

U2941A-103



Pin plug-to-pin plug cable, blue

U2941A-104



Pin plug-to-miniature clip cable, black

U2941A-105



Pin plug-to-miniature clip cable, red

U2941A-106



Pin plug-to-miniature clip cable, blue

U2941A-107



BNC to two-wire cable, 1 m



### Agilent Email Updates

[www.agilent.com/find/emailupdates](http://www.agilent.com/find/emailupdates)

Get the latest information on the products and applications you select.



[www.axistandard.org](http://www.axistandard.org)

AdvancedTCA® Extensions for Instrumentation and Test (AXIe) is an open standard that extends the AdvancedTCA for general purpose and semiconductor test. Agilent is a founding member of the AXIe consortium.



[www.lxistandard.org](http://www.lxistandard.org)

LAN eXtensions for Instruments puts the power of Ethernet and the Web inside your test systems. Agilent is a founding member of the LXI consortium.



[www.pxisa.org](http://www.pxisa.org)

PCI eXtensions for Instrumentation (PXI) modular instrumentation delivers a rugged, PC-based high-performance measurement and automation system.

### Agilent Channel Partners

[www.agilent.com/find/channelpartners](http://www.agilent.com/find/channelpartners)

Get the best of both worlds: Agilent's measurement expertise and product breadth, combined with channel partner convenience.

Pentium is a U.S. registered trademark of Intel Corporation. Windows and Microsoft are U.S. registered trademarks of Microsoft Corporation.



Agilent Advantage Services is committed to your success throughout your equipment's lifetime. To keep you competitive, we continually invest in tools and processes that speed up calibration and repair and reduce your cost of ownership. You can also use Infoline Web Services to manage equipment and services more effectively. By sharing our measurement and service expertise, we help you create the products that change our world.

[www.agilent.com/find/advantageservices](http://www.agilent.com/find/advantageservices)



[www.agilent.com/quality](http://www.agilent.com/quality)

[www.agilent.com](http://www.agilent.com)  
[www.agilent.com/find/u2941a](http://www.agilent.com/find/u2941a)

For more information on Agilent Technologies' products, applications or services, please contact your local Agilent office. The complete list is available at:

[www.agilent.com/find/contactus](http://www.agilent.com/find/contactus)

#### Americas

Canada	(877) 894 4414
Brazil	(11) 4197 3600
Mexico	01800 5064 800
United States	(800) 829 4444

#### Asia Pacific

Australia	1 800 629 485
China	800 810 0189
Hong Kong	800 938 693
India	1 800 112 929
Japan	0120 (421) 345
Korea	080 769 0800
Malaysia	1 800 888 848
Singapore	1 800 375 8100
Taiwan	0800 047 866
Other AP Countries	(65) 375 8100

#### Europe & Middle East

Belgium	32 (0) 2 404 93 40
Denmark	45 45 80 12 15
Finland	358 (0) 10 855 2100
France	0825 010 700*
	*0.125 €/minute
Germany	49 (0) 7031 464 6333
Ireland	1890 924 204
Israel	972-3-9288-504/544
Italy	39 02 92 60 8484
Netherlands	31 (0) 20 547 2111
Spain	34 (91) 631 3300
Sweden	0200-88 22 55
United Kingdom	44 (0) 118 927 6201

For other unlisted countries:

[www.agilent.com/find/contactus](http://www.agilent.com/find/contactus)

Revised: January 6, 2012

Product specifications and descriptions in this document subject to change without notice.

© Agilent Technologies, Inc. 2012  
Published in USA, May 9, 2012  
5989-9741EN



Agilent Technologies